


दि काष्णू एक्स्पॉर्ट प्रमोशन
कौणसिल ओफ इण्डिया

THE CASHEW EXPORT PROMOTION
COUNCIL OF INDIA



63RD

वार्षिक रिपोर्ट

ANNUAL REPORT

2017-18

The Cashew Export Promotion Council of India
Presents

6th Edition of
Kaju India 2019

THE GLOBAL CASHEW SUMMIT

13th-15th February 2019
Taj Palace, Diplomatic Enclave, Delhi



Cashew Bhavan, Mundakkal
Kollam 691001, Kerala, India
Tel : +91 474 2742704, 2761003
Fax : +91 474 2742704
Mail : cepci@cashewindia.org



www.cashewindia.org

Registration will start shortly

ANNUAL REPORT AND ACCOUNTS

2017 -18



THE CASHEW EXPORT PROMOTION COUNCIL OF INDIA

Regd. Office : Cashew Bhavan, Mundakkal, Kollam-691 001, Kerala, India

Tel : +91 474 2742704, 2742504

E-mail : cepci@cashewindia.org

Website : www.cashewindia.org

THE CASHEW EXPORT PROMOTION COUNCIL OF INDIA

MEMBERS OF THE COMMITTEE OF ADMINISTRATION AS ON 31ST MARCH 2018

- | | | |
|----|--|---------------|
| 1. | Dr. Bhooedes R.K.
M/s. Kairali Exports, No. 21, Prasanthi Nagar
Mangad P.O.,
Kollam - 691 015, Kerala | Chairman |
| 2. | Dr. Noordeen Abdul
M/s. M. Abdul RehumanKunju
Cashew Exporters & Importers
Chandanathope P.O., Kollam -691014, Kerala | Vice-Chairman |
| 3. | Shri P. Sundaran
M/s. Sreelekshmi Cashew Company
Lakshmiprabha, Kadappakada
Kollam - 691 008, Kerala | Member |
| 4. | Shri T.K. Shahal Hassan Musaliar
M/s. TKM Agro Ltd.
113/3, Mathapur Road
Kaniyur, Coimbatore – 641 659, Tamil Nadu | Member |
| 5. | Shri G. Krishnan Nair
M/s. Krishnan Food Processors
P.B. No. 101, Iyshawaria, Beach Road,
Kollam – 691 001, Kerala | Member |
| 6. | Shri R. Pratap Nair
M/s. Sunfood Corporation
P.B.No.115 ,Kochupilamoodu,
Kollam-691 001, Kerala | Member |
| 7. | Shri A. Abdul Salam
M/s. A.S. Cashew Exporters
K.P. Road, Kilikolloor P.O.
Kollam – 691 004, Kerala | Member |

- | | | |
|-----|---|--------|
| 8. | Shri M. Ramakrishnan
M/s. Pratipa Cashews, 80A/40,
Lakshmipathi Nagar, Vadakailasam,
Panruti - 607 106, Tamil Nadu | Member |
| 9. | Shri C. Yohannan
M/s. Carmel Cashews
Avaneeswaram R.S.P.O., Pathanapuram,
Kollam – 691 517, Kerala | Member |
| 10. | Shri. G. Satheesh Nair
M/s. India Food Exports
Palms Dale, Mundakkal West
Kollam 691001, Kerala | Member |
| 11. | Shri. P. Somarajan
M/s. Kailas Cashew Exports
Pezhookonam, Ezhukone P.O,
Kollam- 691505, Kerala | Member |
| 12. | Shri. Renjith Lal S Kurup
M/s. Mahavishnu Cashew Factory
Edavattom, Karuvelil Post,
Kollam- 691505, Kerala | Member |
| 13. | Shri. N. Satheesh Kumar
M/s. Kumar Cashew Exports
Kakkodu P.O., Punalur
Kollam, Kerala – 691 331 | Member |
| 14. | Shri Ramakrishnan Selvamani
M/s. Radha International
Melampattu, Panruti Taluk
Tamilnadu-607 103 | Member |
| 15. | Shri Shiyas Hussaain
M/s. Bismi Cashew Company
Mangad.P.O, Kilikolloor
Kollam-691 015, Kerala | Member |

- | | | |
|-----|--|--|
| 16. | <p>Shri. N. Ramesh
Director, Export Promotion- Agriculture Division
Ministry of Commerce & Industry, Dept. of Commerce
Udyog Bhavan, New Delhi - 110 107</p> | Member |
| 17. | <p>Shri Venkatesh N. Hubballi
Director, Directorate of Cashewnut &
Cocoa Development,
Kera Bhavan, Cochin-682 011.</p> | Member |
| 18. | <p>Shri. T. F. Xavier
Managing Director
The Kerala State Cashew
Development Corporation Ltd.,
Mundakkal, Kollam – 691 001</p> | Member |
| 19. | <p>Shri S. Kannan
CEPCI, Cashew Bhavan, Mundakkal West,
Kollam-691 001, Kerala</p> | <p>Member &
Executive Director & Secretary</p> |

Auditors

M/s. K. Venkatachalam Aiyer & Co
Chartered Accountants
Main Road
Kollam- 691 001

Bankers

Canara Bank, Kollam – 691 001
Indian Bank, Kollam – 691 001
Indian Bank, Cochin-682 035
State Bank of India, Kollam-691 001
State Bank of India, Goa 403 001
Bank of Baroda, Kollam – 691 001
Axis Bank, Kollam-691 001

HIGHLIGHTS

- The total estimated export earnings from cashew and allied products during the year 2017-2018 was Rs. 5904 Cr. (US \$916 Mln).
- As per the DGCI&S figures, the total export of cashew kernels from India during 2017-18 was 84352 M.T. valued at Rs.5870.97 Cr. (US \$ 911Mln). There has been an increase of 2.5% in quantity, 14% in terms of Rupees and 18% in terms of US \$ when compared to the previous year (2016-2017), which recorded an export of 82,302 M.T. of cashew kernels valued at Rs. 5168.78 Cr. (US \$ 771 Mln).
- The export of Cashewnut shell liquid / Cardanol from India during 2017- 2018 was estimated at 8,325 M.T valued at Rs. 33 Cr. (US \$ 5 Mln.). There was a decrease of 27% in quantity, 26% in value in terms of Rupees and 23% in terms of US \$ compared to the export of 11,422 MT of Cashew Nut Shell Liquid valued at Rs. 44 Cr. (US \$ 7 Mln.) achieved during 2016-2017.
- The total Membership of Ordinary and Associate Members to the Council as on 31-3-2018 stood at 334.
- During 2017-18, the Council participated in four international exhibitions, and attended one International Conference.
- A sum of Rs.4.00 Cr. was released to 57 member exporters during 2017-18, as grant-in-aid for modernization under the Medium Term Framework Scheme of the Govt. of India.
- The Council received 290 trade enquiries during the year 2017-18 which were circulated among the Council members.
- The CEPCI Laboratory & Research Institute, Kollam analyzed 8529 samples for various parameters during the year 2017-18.
- Kaju India 2017 – The Global Cashew Summit, organised by the Council was held at Goa from 17th - 19th September 2017. Around 550 delegates from 10 different countries participated in the event.
- Since only five nominations were received for five vacancies of the Members of the Committee of Administration, no election was conducted during the year.
- Upon completion of the term of the Chairman, Shri P. Sundaran, the Vice Chairman Dr. R.K. Bhooles became the Chairman of the CEPCI on 28th September 2017 and Dr. Noordeen Abdul was unanimously elected as Vice Chairman.
- The Whatsapp group of the CEPCI name “CEPCI FORUM” has been used extensively by the Members for timely exchange of information and details. A separate group for the Members of the Committee of Administration has also helped the CEPCI for faster dissemination of important details.
- The UAE continued to be the largest importer of Indian cashews during the year 2017-2018.

REPORT ON THE PROCEEDINGS OF THE COMMITTEE AND ON THE ACTIVITIES OF THE COUNCIL FOR THE YEAR ENDING 31ST MARCH 2018.

1 EXPORT PERFORMANCE

1.1 General

- 1.1.1 As per the export-import statistics published by the DGCI&S, Kolkatta, the share of agricultural products in the total export earnings of the country during 2017-18 (April 2017 to March 2018) is 6.65% and cashew kernels ranked 6th among them, contributing 4.39% of the agri product exports. This accounts to 0.30% of the total foreign exchange earnings of the country through exports.
- 1.1.2 According to DGCI&S data, the total export of cashew kernels from India during 2017-18 was 84,352 M.T. valued at Rs. 5870.97 Cr. (US \$ 911 Mln). There has been an increase of 2.5 % in quantity, 14% in value in terms of Rupees and 18% in terms of US \$ when compared to the export of 82,302 M.T. cashew kernels valued at Rs. 5168.78 Cr. (US \$ 771 Mln) achieved during 2016–2017.
- 1.1.3 The export of Cashew Nut Shell Liquid / Cardanol from India during April 2017 to March 2018 was 8,325 M.T valued at Rs. 32.63 Cr. (US \$ 5 Mln.). There was a decrease of 27% in quantity, 26% in value in terms of Rupees and 23% in terms of US \$ compared to the export of 11,422 MT of Cashew Nut Shell Liquid valued at Rs. 44.00 Cr. (US \$ 7 Mln.) carried out during 2016-2017.

2 EXPORT OF CASHEW KERNELS FROM INDIA

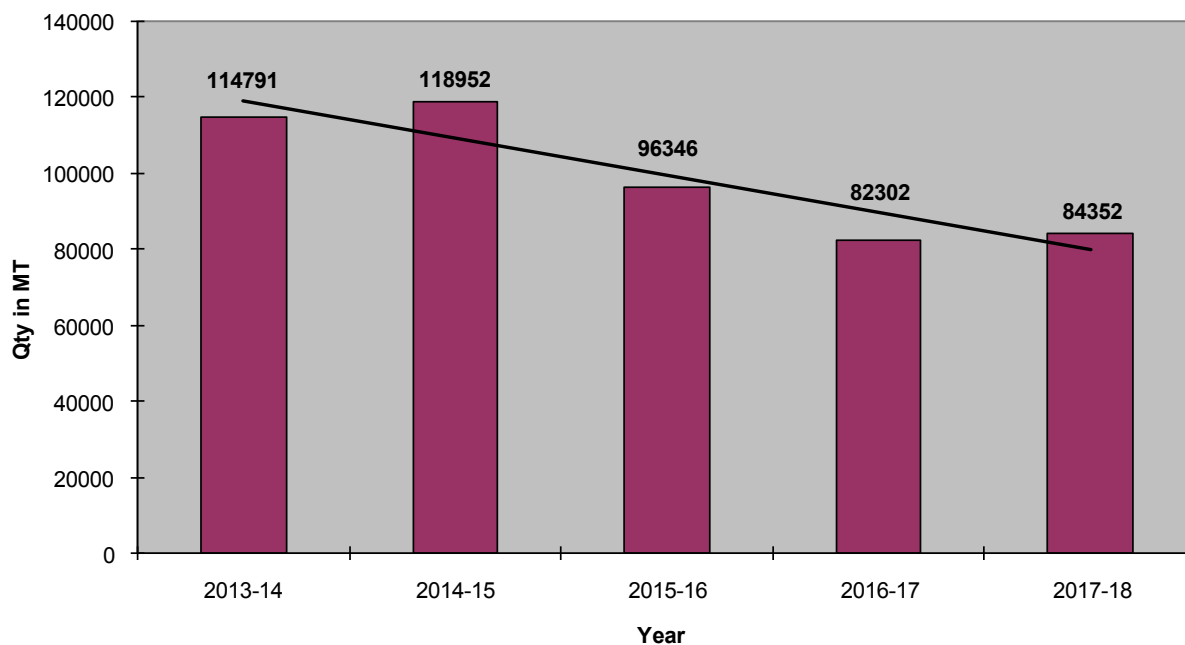
Exports of Cashew Kernels from India during the last five financial years were :

Year	Quantity	Value	Value
	M.T.	Rs.Cr.	US \$ Mln.
2013-2014	114791	5058.73	836
2014-2015	118952	5432.85	889
2015-2016	96346	4952.12	756
2016-2017	82302	5168.78	771
2017-2018	84352	5870.97	911

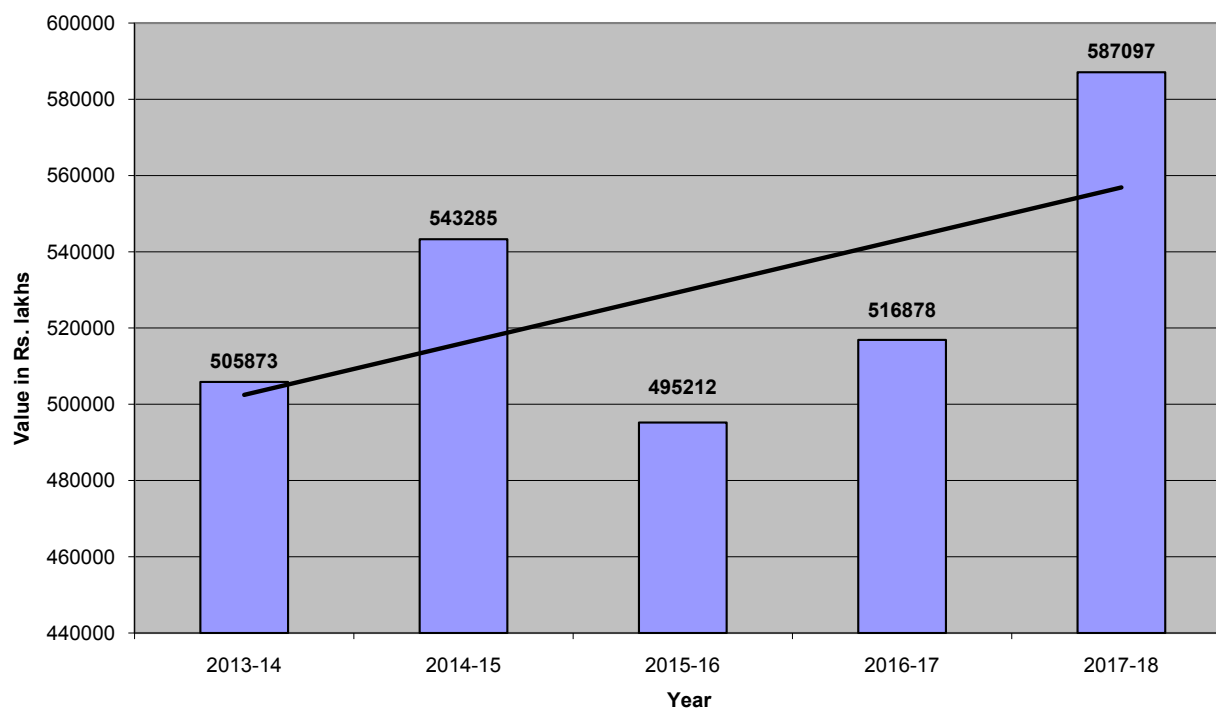
Source : DGCI&S, Kolkatta

EXPORT OF CASHEW KERNELS FROM INDIA (2013-14 to 2017-2018)

Trend in exports in terms of quantity (MT)



Trend in exports in terms of value (Rs. lakhs)



2.1 The export of cashew kernels to major markets were as under :

EXPORT OF CASHEW KERNELS FROM INDIA DURING 2013-14 TO 2017-2018

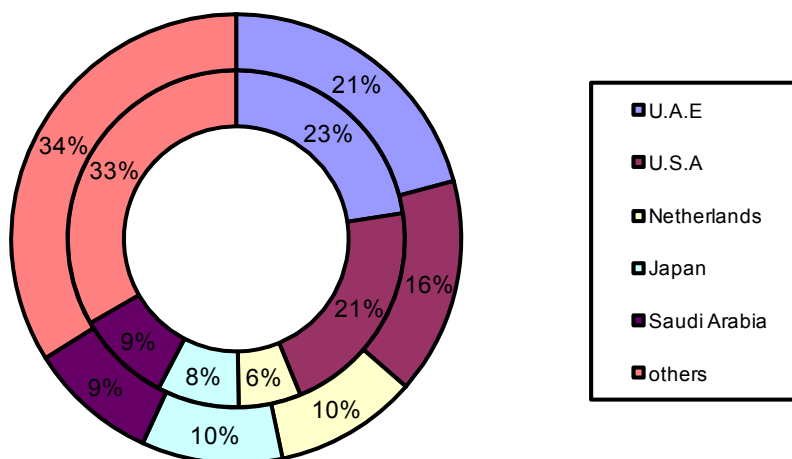
Countries	2013-2014		2014-2015		2015-16		2016-17		2017-18	
	QTY (M.T)	VALUE (Rs.Crs)	QTY (M.T)	VALUE (Rs.Crs)	QTY (M.T)	VALUE (Rs.Crs)	QTY (M.T)	VALUE (Rs.Crs)	QTY (M.T)	VALUE (Rs.Crs)
U.A.E	17421	788.20	23904	1104.86	18537	963.55	18556	1216.7	17570	1252.29
U.S.A	33898	1505.73	30643	1408.85	22661	1149.53	17515	1102.9	13179	906.14
Netherlands	9918	423.60	9349	417.9	6236	312.39	4891	296.27	8650	584.05
Japan	6702	311.62	7413	351.94	7826	420.76	6434	399.41	8509	596.85
Saudi Arabia	7195	326.20	6636	306.60	7535	390.75	7441	474.34	7827	552.36
Germany	2808	121.36	4724	214.42	2720	142.55	2449	150.39	3278	229.44
Spain	3089	131.97	2384	108.95	2296	117.84	2140	139.27	2534	182.16
France	2963	127.78	2958	131.02	2916	154.37	1907	118.63	2135	154.33
Kuwait	1568	73.72	1329	63.28	1706	91.22	1658	107.19	2067	150.58
Belgium	2122	94.13	2601	116.96	2597	135.2	2362	142.8	1978	136.17
U.K	2813	118.47	2766	124.76	1780	90.59	1674	104.41	1825	124.93
Korea Rep.	2221	99.90	3193	147.4	2777	144.4	2271	140.08	1541	108.41
Singapore	1654	70.55	1490	65.97	1145	58.65	1199	76.85	1268	88.95
Qatar	709	30.69	781	35.69	797	42.5	843	54.31	1153	82.82
Greece	1284	57.86	1252	57.37	1000	51.33	770	47.07	1129	77.70
Turkey	703	30.08	782	35.19	797	38.77	482	28.05	861	53.29
Canada	862	34.17	793	33.91	449	20.89	361	21.37	677	42.65
Malaysia	897	38.29	707	30.8	953	48.67	648	40.35	603	41.77
Trinidad	508	21.54	588	25.56	524	25.63	464	27.76	531	34.20
Israel	713	32.09	668	31.6	734	37.34	316	19.94	461	33.58
Iran	1181	50.59	927	41.52	1133	60.71	687	46.09	442	31.75
Italy	865	35.82	1201	53.5	839	38.85	756	42.06	383	20.79
Jordan	630	31.38	617	31.87	363	20.31	660	41.68	267	19.62
Algeria	1531	52.06	1356	52.67	602	27.59	685	39.26	60	3.56
Others	10536	450.93	9890	440.26	7423	367.73	5133	291.6	5424	362.59
Total	114791	5058.73	118952	5432.85	96346	4952.12	82302	5168.78	84352	5870.97

Source : DGCI&S, Kolkatta

EXPORT OF CASHEW KERNELS FROM INDIA TO MAJOR COUNTRIES (2016-17 & 2017-18)

2016-17: 82302M.T

2017-18: 84352 M.T.



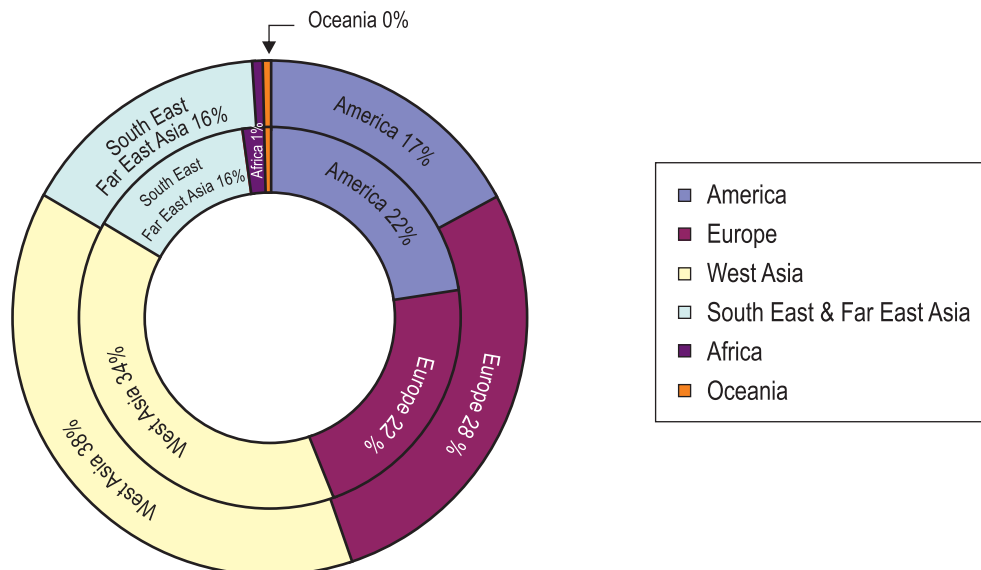
(Outside segment based on 2017-18, inside on 2016-17, increase is 2.5%)

2.2 Major Markets for cashew kernels

2.2.1 The major markets for Indian cashew kernels during 2017-2018 were U.A.E, USA, Netherlands, Japan, Saudi Arabia, Germany, Spain, France, Kuwait, etc. The UAE continued to be the largest importer of Cashew kernels from India leaving USA to the 2nd position. UAE's share is 21% of the total and that of USA is 16%. Among major markets, Netherlands, Japan, Saudi Arabia, Germany, Spain, France, Kuwait, UK, Singapore, Qatar, Greece, Turkey, Canada, Malaysia & Trinidad recorded an increasing trend in terms of quantity. Exports to other major markets showed a decreasing trend.

2.3 Export of cashew kernels to different zones:

2.3.1 Out of the total quantity of cashew kernels exported during 2017-2018, 17.16% were to the American Zone, 0.50% to African Zone, 27.49% to European Zone, 0.32% to Oceanic Zone, 16.21% to South East & Far East Asian Zone and 38% to West Asian Zone. West Asian Zone was the largest importer of Cashew kernels from India.



(Outside segment is based on 2017-18, inside on 2016-17)

2.3.2 Export of cashew kernels from India to different zones

Zone	2013-2014		2014-2015		2015-16		2016-17		2017-18		% Diff.	
	QTY (M.T)	VALUE (Rs.Crs)	QTY (M.T)	VALUE (Rs.Crs)	QTY (M.T)	VALUE (Rs.Crs)	QTY (M.T)	VALUE (Rs.Crs)	QTY (M.T)	VALUE (Rs.Crs)	Qty.	Value
West Asia	32047	1456.09	1456.09	1716.78	33083	1727.16	31889	2069.52	32326	2293.88	1.37	10.84
America	35348	1565.01	1565.01	1475.88	23794	1203.95	18480	1159.64	14477	989.28	-21.66	-14.69
Europe	29148	1246.09	1246.09	1322.94	22321	1143.64	18069	1109.44	23186	1595.39	28.32	43.80
South East & Far East Asia	14637	652.53	652.53	776.81	14937	766.68	12232	741.38	13670	945.62	11.76	27.55
Africa	2922	113.5	113.5	119.64	1860	93.94	1288	69.06	420	28.76	-67.39	-58.36
Oceania	689	25.52	25.52	19.82	351	16.7	344	19.73	273	17.97	-20.64	-8.92

2.4 Export of Roasted & Salted Cashew Kernels from India

2.4.1 Export of roasted and salted cashew kernels from India for the last five years are given below:-

	Qty (MT)	Value (RS. CR.)
2013-14	1941	75.21
2014-15	1278	52.10
2015-16	2097	97.12
2016-17	2427	139.18
2017-18	2872	182.73

Source : DGCI&S, Kolkatta

3. EXPORT OF CASHEWNUT SHELL LIQUID & CARDANOL

- 3.1. The export of Cashew Nut Shell Liquid / Cardanol from India during 2017-2018 was 8,325 MT valued at Rs. 32.63 Cr. as against 11,422 MT valued at Rs. 44.00 Cr. achieved during 2016-2017.

The major markets for CNSL were Korea Republic., China, Spain, USA, Belgium, Taiwan and Japan.

During the year 2017-18 China, Belgium, Taiwan, Japan, Slovenia, UK has registered an increase in their exports. However, there was a 48% decrease in the exports to Korea, the major market. The exports to China has increased to 1014 MT as against the exports of 223 MT achieved during 2016-17 registering more than threefold increase.

EXPORT OF CASHEW NUT SHELL LIQUID & CARDANOL FROM INDIA DURING 2013-14 TO 2017-18

Countries	2013-2014		2014-2015		2015-16		2016-17		2017-18	
	QTY (M.T)	VALUE (Rs.Crs)	QTY (M.T)	VALUE (Rs.Crs)	QTY (M.T)	VALUE (Rs.Crs)	QTY (M.T)	VALUE (Rs.Crs)	QTY (M.T)	VALUE (Rs.Crs)
Korea Rep.	1915	11.52	4695	28.60	7748	38.97	8095	31.12	4185	15.79
China	2987	8.17	1622	5.85	1201	4.18	223	0.39	1014	2.22
Spain	87	0.40	66	0.37	302	0.91	662	1.98	492	2.14
USA	95	0.62	219	1.59	389	2.09	478	1.08	471	1.03
Belgium	0	0.00	52	0.61	171	1.99	228	1.77	390	3.70
Taiwan	112	0.63	159	0.92	112	0.51	157	0.69	368	1.81
Japan	413	2.16	260	1.42	267	1.01	88	0.35	266	0.92
Slovenia	341	1.52	261	1.22	161	0.60	194	0.64	236	0.80
United Kingdom	2820	8.31	2721	9.21	57	0.21	84	0.33	153	0.71
Singapore	221	1.71	187	1.51	103	0.69	170	0.99	107	0.59
Italy	41	0.23	111	0.59	152	0.76	203	0.68	97	0.34
Netherland	25	0.25	24	0.17	69	0.43	106	0.52	66	0.27
Poland	51	0.26	124	0.66	192	0.85	137	0.47	51	0.20
Mexico	113	0.92	91	0.75	106	0.77	152	1.01	30	0.16
Vietnam	0	0.00	0	0.00	332	1.57	144	0.54	0	0.00
Others	259	1.91	346	2.34	315	2.05	301	1.45	400	1.95
Total	9480	38.61	10938	55.81	11677	57.59	11422	44.00	8325	32.63

Source : DGCI&S, Kolkatta

4. PRODUCTION OF RAW CASHEWNUTS IN INDIA

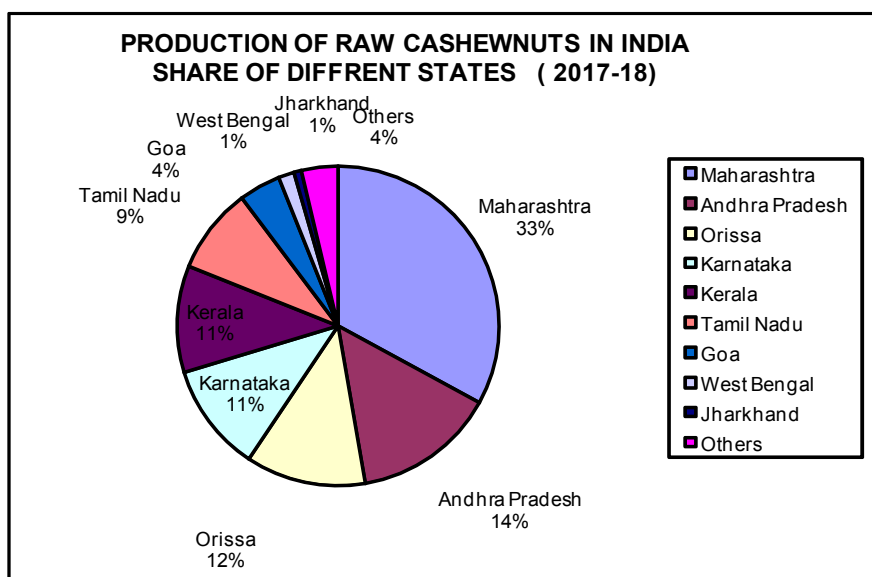
- 4.1. India continued to be the largest producer of raw cashewnuts in the world. The other main producing countries are Vietnam, Brazil, Tanzania, Ivory Coast, Guinea Bissau, Mozambique, and Indonesia. According to the statistics published by DCCD, the production of raw cashewnuts in India during 2017-2018 was 8,17,045 M.T. as against the estimated production of 7,79,335 M.T. during 2016-2017 and registering an increase by 37,710 MT..

Estimates of Indian Production of Raw Cashewnuts (Last five years)

A= Area in ha

P = Production in MT

STATES	2013-14			2014-15			2015-16			2016-17			2017-18		
			% Share			% Share			% Share			% Share			% Share
	A	P	of P	A	P	of P	A	P	of P	A	P	of P	A	P	of P
MAHARASHTRA	184200	242610	32.94	186200	235000	32.40	186200	220000	32.82	186200	256610	32.93	186200	269440	32.98
ANDHRA PRADESH	184950	100420	13.63	185450	100000	13.79	185570	95500	14.25	185570	111390	14.29	185570	116960	14.32
ORISSA	166910	85710	11.64	180410	85500	11.79	182910	80500	12.01	182910	93895	12.05	183319	98585	12.07
KARNATAKA	124110	80610	10.94	124710	80500	11.10	125860	73000	10.89	126710	85147	10.93	127860	89447	10.95
KERALA	84930	83120	11.28	84530	80000	11.03	87010	72000	10.74	87285	83980	10.78	90866	88180	10.79
TAMILNADU	139420	67390	9.15	140420	67000	9.24	141330	58000	8.65	141330	67650	8.68	141580	71030	8.69
GOA	57970	32350	4.39	58170	32000	4.41	58170	28000	4.18	58170	32659	4.19	58180	34259	4.19
WEST BENGAL	11160	13030	1.77	11360	13000	1.79	11360	12000	1.79	11360	12960	1.66	11360	12960	1.59
JHARKHAND	14500	1200	0.16	14830	4500	0.62	14830	5000	0.75	14830	5830	0.75	14830	6130	0.75
OTHERS	38090	30120	4.09	41120	27920	3.85	41750	26300	3.92	41125	29214	3.75	41125	30054	3.68
TOTAL	1006240	736560	100	1027200	725420	100.00	1034990	670300	100	1035490	779335		1040890	817045	



5. IMPORT OF RAW CASHEWNUTS

- 5.1. The total raw cashew nuts imported into India during 2017-2018 was 6,49,050 MT valued at Rs.8850.03 Cr. against the import of 7,70,446 M.T. valued at Rs. 8839.42Cr achieved during 2016-17. As per the DGCI&S, the unit value of import price for Raw Cashewnut was Rs. 136.35/kg. during 2017-18 as against Rs.114.73 /kg during the previous year 2016-17.
- 5.2. The major sources of raw cashew nut import were Ivory Coast, Tanzania, Guinea Bissau, Benin, Ghana, Mozambique, Nigeria, Senegal, etc.

6. IMPORT OF CASHEW KERNELS INTO INDIA

- 6.1. Cashew Kernels, plain as well as roasted & salted are being imported into India from other producing countries.
- 6.2. Import of cashew kernels into India during the last three years are :-

Year	Wholes		Broken		Others		Total	
	Qty (MT)	Value (Rs.Cr.)	Qty (MT)	Value (Rs.Cr.)	Qty (MT)	(Rs.Cr.)	Qty (MT)	Value (Rs.Cr.)
2013-14	827	28.52	4089	74.30	64	0.99	4980	103.81
2014-15	246	11.24	576	16.27	135	2.71	957	30.22
2015-16	1980	83.53	1131	54.58	110	1.40	3221	139.51
2016-17	2523	111.03	1188	73.40	142	8.64	3853	193.07
2017-18	2263	157.62	2354	125.01	34.927	0.89	4652	283.5162

Source : DGCI&S, Kolkatta

7. THE CASHEW EXPORT PROMOTION COUNCIL OF INDIA

7.1. Membership in the Council

- 7.1.1. As on 31st March 2018 the Cashew Export Promotion Council of India had 192 Ordinary Members and 142 Associate Members. (Total 334 Members).

7.2. Annual General Meeting

- 7.2.1. The 62nd Annual General Meeting of the Council was held at Conference Hall, Cashew Bhavan, Mundakkal, Kollam- 691 001 on 28th September 2017.

7.3. Membership in the Committee of Administration

7.3.1. At the AGM, among five vacancies of rotational retirement of Committee of Administration members, the following three members have opted for re- election. viz.

1. Shri P.Sundaran, M/s.Sreelekshmi Cashew Company, Kollam
2. Shri Renjith Lal.S,M/s.Mahavishnu Cashew Factory, Kollam
3. Shri P.Somarajan,M/s.Kailas Cashew Exports, Kollam
and fresh nominations received from
4. Shri ShiyasHussain M/s. Bismi Cashew Company, Kollam
5. Shri C.R.Selvamani, M/s. Radha International, Panruti

7.3.2 Since, only five nominations were received against the five vacancies, no election was required to the Committee of Administration of the Council during the 62nd Annual General Meeting of the Council held on 28th September 2017 and hence the above five members were elected to the Committee of Administration.

7.4 Chairman and Vice-Chairman

7.4.1 At the meeting of the Committee of Administration of the Council held on 28th September 2017, Dr. R.K. Bhoothes, the Vice Chairman has become the Chairman of the Council for the year 2017-18.

7.4.2 For the post of Vice Chairman, Dr. Noordeen Abdul offered his service. Since no other nomination was received he was unanimously elected as Vice-Chairman of the Council for the year 2017-18.

7.4.2 Shri S. Kannan continued as Executive Director & Secretary of the Council.

7.5 Meetings of the Committee of Administration

7.5.1 During the year 2017-2018, 13 meetings of the Committee of Administration were conducted.

7.6 Panels

7.6.1 The following Panels helped the Committee of Administration to transact the business efficiently and expeditiously:-

- i. Panel for Administration
- ii. Panel for Finance

- iii. Panel for Export Promotion
- iv. Panel for Trade and Standards
- v. Panel for Mechanisation and Automation
- vi. Panel for Laboratory Matters
- vii. Panel for Value Addition
- viii. Panel for Exhibitions and Seminars
- ix. Panel for Printing & Publicity
- x. Panel for RCN Production
- xi. Panel for Monitoring Vision 2020

8 EXPORT/IMPORT POLICY

8.1 Export of Cashew Kernels and Cashew Nut Shell Liquid & Cardanol

- 8.1.1 Export of Cashew Kernels, CNSL and Cardanol could be carried out by any person having an IE Code. Cardanol continued to be included in the list of items under Minor Forest Produce.

8.2 Imports

8.2.1 Cashew Kernels

- 8.2.1.1 Customs duty for import of cashew kernels into India imposed at an uniform rate of 45% for "Cashew kernel, broken" (ITC HS Code 080 13210), "Cashew Kernel, whole" (ITCHS Code 080 132220) and others - that includes Cashew nut roasted and salted (ITC HS Code 20081910).
- 8.2.1.2 The minimum import price has been fixed as per Notification No.53 (RE-2013)/2009 -2014 dated 2nd December 2013) issued by the DGFT as Rs.288/- per kg for "Cashew kernel, broken" (ITC HS Code 080 13210) and Rs.400/- per kg for Cashew Kernels- whole (ITCHS Code 080 132220) continued to be in effect during 2017-18.

8.2.2 Raw Cashewnuts

- 8.2.2.1 Though imports of raw cashew nuts continued to be under OGL, 5% Basic Customs Duty was imposed on RCN with effect from 1st March 2016, other related levies such as Special Additional Duty and Cess were charged. Accordingly the total duty levied on import of Raw Nut worked out to 9.36%. The Council has made a representation to the Government of India to withdraw this import duty imposed on raw cashewnuts.
- 8.2.2.2 As per the Notification No. 6/2018-Customs dated 2nd February 2018, the Basic Customs Duty imposed on import of raw cashew nuts was reduced to 2.5% from 5%.

8.3 Export Incentives

- 8.3.1 The Duty drawback revised to 0.15% on FOB value.
- 8.3.2 At the request of the council, the MEIS was increased to 5% from 3% for cashew kernels with effect from 1st Nov 2017 and is available on FOB value of exports @ 5% for cashew kernels, 7% for roasted salted cashew kernels and 5% for CNSL and Cardanol.

9 GST

The council conducted introductory sessions on GST prior to launching of GST. Five such introductory sessions were held, three in Kollam, one each in Virudachalam (Tamil Nadu) and Mangalore.

At the request of the council to the GST council and the State governments of all 17 cashew producing/ processing states, the GST for cashew and allied products, which was initially fixed at 12% was reduced to 5%. Currently the GST on cashew nut (both raw and finished) and allied products are levied @ 5%.

10 PRODUCTION DEVELOPMENT

- 10.1 Directorate of Cashewnut & Cocoa Development under the Ministry of Agriculture and Co-operation is looking after the production development of cashew in the country. According to their statistics, the production of raw cashew nuts in India during 2017-18 was 8,17,045 M.T as against 7,79,335 MT during 2016-17.
- 10.2 The Council has been representing in all relevant forums about the need for increasing the domestic production of raw cashew nuts in the country to attain self sufficiency and submitted a road map to achieve 20 lakhs MT by the year 2025.

11 CLINICAL STUDY

- 11.1 There is increasing evidence that nut consumption decreases the risk of cardiovascular disease. However, there are few data on the health effects of cashew nuts among adults with type 2 diabetes (T2DM). Hence, the CEPCI has conducted a study aimed to investigate the effects of cashew nut supplementation on glycaemia, body weight, blood pressure, and lipid profile in Asian Indians with T2DM through Madras Diabetes Research Foundation, Chennai. The macronutrient composition of the prescribed diabetic diet was 60–65% energy from carbohydrates, 15–25% from fat, and the rest from protein. Differences

between groups in changes in anthropometric and biochemical variables were analyzed using linear models with robust variance estimation under an assumed independence working correlation. The results reveals that there were no differences between the groups with respect to changes in body weight, BMI, blood lipid, and glycemic variables. The conclusion of the study states that Cashew nut supplementation in Asian Indians with T2DM reduced systolic blood pressure and increased HDL cholesterol concentrations with no deleterious effects on body weight, glycaemia, or other lipid variables. This study was registered at the clinical trial registry of India as CTRI/2017/07/009022. J Nutr 2018; 148:63–69.

12. STRATEGIC PLAN

- 12.1 The CEPCI had submitted a Strategic Business Plan for the Indian Cashew Industry –“MISSION 2020” that sets specific targets for the cashew industry and the required support from the Government.

The targets are:

1. Target to be achieved by 2020

- ✓ Export of cashew to increase to 1.20 lakh MT value at US \$ 1.20 Billion.
- ✓ The processing capacity of units in India to reach 22.50 lakh / MT.
- ✓ Generate an employment of 200 million man days in the organised sector.
- ✓ Area expansion by 2.50 lakh ht. to produce addition 5.00 lakh MTs of RCN.
- ✓ Achieve a minimum 60% mechanisation and automation in cashew processing.
- ✓ Increase the share of value added products to reach 10% of total processing.
- ✓ Promote “Indian Cashew” brand in the international market.
- ✓ Establishing Export facilitation Centres and Regional offices of CEPCI across the cashew cluster.

2. Target to be achieved by 2025

- ✓ To regain the prime position as the world’s largest exporter of Cashew kernels.
- ✓ To achieve self sufficiency in raw cashew nut production by producing 20.00 lakh MT.
- ✓ Enhance the share of value addition to 10% in our total exports.

3. Strategic Supports

The CEPCI is committed to achieve the above targets by promoting cashew business as a whole in India and the exports in particular for which it seeks the support of Government of India for the following:

- Higher export incentives for Cashew @10%
- Investment subsidy for Mechanisation and Process Automation @50% grant in aid
- Withdrawal of import duty on Raw Cashew Nut

- Duty drawback @ 6%
- Protection from cashew kernel imports
- Protection for Cashew from Trade Agreements
- Exclusion of Raw Cashew nuts from the purview of FSSAI
- Market promotion / development Assistance
- Financial support for Establishing 'Common Facilities' for export promotion
- Economic Package to Cashew Industry

Implementation of CEPCI's "Road Map" for Raw Cashew Production

13 PUBLICITY & ADVERTISEMENT

- 13.1 The Council continued to publish its magazine Cashew Bulletin and other trade promotion brochures.

14 CONVENTIONS / EXHIBITIONS / TRADE DELEGATIONS

14.1 KAJU INDIA 2017

- 14.1.1 Kaju India 2017 – The Global Cashew Summit, organized by the Cashew Export Promotion Council of India was held at Hotel Grand Hyatt, Goa from 17th to 19th September 2017. The theme of the event was "A Tradition of Trust, A Commitment to Taste." Shri. Suresh Prabhu, Hon'ble Minister of Commerce & Industry, presented the export excellence awards for 2016-17 and honored the eminent dignitaries of the Indian cashew industry with Kaju India awards, which were introduced by CEPCI for the first time. The Hon'ble Minister also released the report on the CEPCI clinical study "Effect of Cashew nut Supplementation on Glycemic Status and Lipid Profile in Type 2 Diabetic Subjects" conducted by MDRF, Chennai.
- 14.1.2. The Global Summit began on 17th September 2017, with an official inauguration by Shri. Manohar Parrikar, Hon'ble Chief Minister of Goa, in the presence of Smt. J. Mercykutty Amma, Hon'ble Minister for Cashew Industry, Govt. of Kerala and Shri. N.K Premachandran, Hon'ble Member of Parliament from Kollam. In his inaugural address, Shri. Manohar Parrikar, Hon'ble Chief Minister of Goa stressed the importance of the cashew industry and invited all stakeholders to submit a plan for increasing raw cashew production in Goa. The Hon'ble Minister assured financial support upto 80% for increasing the production in the state. Smt. J. Mercykutty Amma, Hon'ble Minister for Cashew Industry, Govt. of Kerala, during her keynote address highlighted the linkage between the cashew industry and employment, and also said that the Kerala Government understands the current problems faced by the industry and would consider special schemes for the revival of the industry.

- 14.1.3. Shri. N.K Premachandran, Hon'ble Member of Parliament from Kollam, underlined the importance of the Cashew industry and the prominence of Kollam as the "Cashew Capital of the World". The Honourable MP also elaborated on the significance of value addition, modernization and automation in the cashew sector.
- 14.1.4. Dr. R. K. Bhooles, former Vice Chairman and current Chairman gave the welcome address and Shri. P. Sundaran, the Chairman delivered the presidential address. Shri. S. Kannan, Executive Director & Secretary proposed the vote of thanks. Shri.P. Sundaran, the Chairman inaugurated the Exhibition associated with Kaju India 2017. Twenty two machinery Exhibition stalls - including 2 international companies and 23 exhibition booths were set up .

One of the unique features of Kaju India 2017 was the introduction of a Mobile App, wherein the delegates could access the delegates list, interact during technical sessions, download power point presentations of all the sessions, fix appointments, visiting card scanning facility etc.

14.1.5 Award Ceremony - 18th September 2017

Shri. Suresh Prabhu, Hon'ble Minister of Commerce & Industry, presented the Export Excellence Awards for 2016-17, and Kaju India Awards for honoring the eminent personalities of the Indian cashew industry, which were introduced by CEPCI for the first time. The Hon'ble Minister also released the report on the CEPCI clinical study "Effect of Cashew nut Supplementation on Glycemic Status and Lipid Profile in Type 2 Diabetic Subjects" conducted by MDRF, Chennai.

The Honourable Minister offered full support for the development of the industry and assured withdrawal of 5% import duty in consultation with the Ministry of Finance. He also advised the CEPCI to submit a Strategic Business Plan by including all the relevant issues of the cashew industry to be addressed by the Government of India.

Shri. Deepak Vasant Kesarkar, Hon'ble Minister of State for Finance, Govt. of Maharashtra, was the Guest of Honour for the award ceremony. The Minister assured all possible support for the promotion of cashew processing and export from the state of Maharashtra.

The Heritage tour for spouses and children and the Goan Carnival were very much appreciated by the delegates. The delegates enjoyed the cultural programmes which included Folk dances from Goa, Fusion Music etc. Choosing the tattoo designs and Face mask created a lot of fun among the delegates.

14.1.6 Technical Sessions: - 18th & 19th September 2017

During the technical sessions spread over 18th & 19th September, eminent experts in cashew business made presentations on relevant topics. The topics covered were:

SESSION	TOPICS
The Indian Logo – Trust And Commitment	1. The Indian Tradition Of Trust & Commitment To The World 2. Through The Telescope - The Future
Health And Nutrition	
Raw Cashew Nut Overview	1. India, The No. 1. 2. New Trends in Cultivation 3. The Global Roundup 4. Buyers' Perspective
Changing Trends	1. Traditional Versus Modern – The Indian Outlook
	2. The Vietnamese Scenario
	3. Mechanisation in Cashew Processing
Quality Matters	1. Quality Issues Of Imported Raw Cashew Nut 2. Introducing Quality Standards And Norms Of Raw Cashew Nuts 3. Cashew Kernel – Quality Compliances 4. CEPCI Initiatives For Quality Assurance
Cashew Kernel Market Roundup	1. North America 2. Europe 3. The Middle East 4. Emerging Markets
Incubating Innovation	1. Innovative Products Of Cashew 2. Innovations in CNSL Research 3. Story Of The Famous Fenny Of Goa

The following invited speakers spoke on special topics viz;

1. Prof. Samish Dalal - Managing conflicts and introducing Professionalism in Family Business
2. Mr. Bimal Jain - Macro Impact of GST - with specific reference to Exports & Imports
3. Mr. Vijay Menon - Managing Transitions' respectively.

14.1.7 Five hundred and fifty delegates, including 50 overseas delegates from 14 different countries attended the Meet. The Meet, based on the feedback received from the participants, was a grand success. The meet provided an excellent platform for networking among various stake holders of the global cashew trade and several delegates were of the opinion that it should an annual event.

- 14.2 The CEPCI participated in the International Nut & Dried Fruit Council's XXXVI edition of the World Nut & Dried Fruit Congress, held at Chennai from 19-21 May 2017. Shri. P. Sundaran, the Chairman, Dr. R. K. Bhooedes, Vice Chairman & Shri S. Kannan, ED & Secretary represented the Council. The CEPCI also organized a Cashew Meet on 20th May 2017 in association with the INC
- 14.3 The CEPCI conducted KAJU INDIA 2017-THE GLOBAL CAHSEW SUMMIT held at Hotel Grand Hyatt, Goa from 17th to 19th September 2017. There were 576 delegates and 23 exhibitors participated in the Kaju India 2017.
- 14.4 The Council has participated in the ANUGA fair, Cologne, Germany, held between 7th and 11th November 2017. ANUGA is held every alternate year and is the most popular event among importers and exporters around the globe. M/s. Tasty Nut Industries had an independent stall under CEPCI's Cashew pavilion. M/s. Bismi Cashew company, M/s. Quilon Foods Pvt. Ltd., M/s. River Green Exports and M/s. Fresh Nuts also participated in the event representing CEPCI.
- 14.5 The Council had participated in INDUSFOOD 2018 an initiative of Trade Promotion Council of India supported by Ministry of Commerce & Industry organised on 18 & 19 January 2018 at Delhi. Shri. Suresh Prabhu, Hon'ble Minister of Commerce & Industry inaugurated the event. Shri.Santosh Kumar Sarangi, Joint Secretary and Shri. Ramesh, Director Ministry of Commerce & Industry visited the CEPCI stall and interacted with the Members. Dr. R. K. Bhooedes, Chairman, Dr. Noordeen Abdul, Vice Chairman, Shri S. Kannan , ED & S and Ms. Renu Nair, Export Promotion Executive participated in Indus Food 2018. Six member exporters had also taken individual stalls and it was an effective platform for networking with global buyers.
- 14.6 A seven member delegation of CEPCI visited Ivory Coast and Ghana during 21- 26 January 2018. The main objective of the delegation was to understand and resolve various issues related to Raw Cashew Nut Trade between India and the Ivory Coast. The Chairman of the Council lead the delegation. A meeting with the CCI, Chamber of Commerce, Indian Embassy and Exporters Association was facilitated at Abidjan. The Cotton and Cashew Council (CCA) extended full support and cooperation in resolving all the issues related to raw cashew trade.
- 14.7 The Council participated in the 4th edition of World Cashew Convention & Exhibition 2018 held at Macau from 1- 3 February 2018. In the special address during the inaugural session, the CEPCI Chairman emphasized the need for implementing standard and uniform customs and practices in Raw Cashew Nut trade.

- 14.8 The Cashew Export Promotion Council of India (CEPCI), participated in the Gulfood 2018 – one of the World’s Biggest Annual Food and Hospitality shows held at Dubai from 18 to 22 February 2018. This year also, the Council had organised a “CEPCI Pavilion” at the fair. Seven member exporters participated through individual stalls under the Pavilion and exhibited their products. Apart from this, more than 57 member exporters also participated through the Council’s stall. The CEPCI team was lead by chairman Dr.R.K.Bhodes, Vice Chairman Dr. Noordeen Abdul and the stall was managed by Smt. Renu S Nair, Executive, Export Promotion.
- 14.9 The Council participated in Foodex 2018 held at Japan between 6th and 9th March 2018. The CEPCI was led by the Chairman and the Executive Director & Secretary. M/s. Tasty Nut Industries, Kollam also participated and had an independent stall at the fair. It was very effective since it could generate plenty of enquiries. The live demo of “Cashew Curry” at the council stall attracted a large number of visitors culminating in interactions with chefs of major restaurants in Japan, who have evinced interest in using cashew as an ingredient in their cuisine.

15 ASSISTANCE FOR EXPORT PROMOTION ACTIVITIES TO EXPORTERS

15.1 Market Development Assistance (MDA) Schemes

- 15.1.1 The Government has changed the scheme as Market Access Initiative (MAI)

15.2 Market Access Initiative (MAI) Schemes

- 15.2.1 The Council received Rs.11,08,881/- from the Government of India, Ministry of Commerce, New Delhi for participation in INC Convention 2017 at Chennai under Market Access Initiative Scheme (MAI).

15.3 PLAN SCHEMES

- 15.3.1 The Government of India, Ministry of Commerce and Industry, Department of Commerce has approved the Medium Term Framework (2017-2020) Scheme of the Council viz. “Process Mechanization & Automation of Cashew Processing Units on 21st December 2017. The component is Process Mechanization and Automation of Cashew Processing Units.
- 15.3.2 The Scheme period will be from 2017-2018 to 2019-2020. The submission of the application is online. The last date for submission of application under this scheme is 31 December 2019 for settling the claims before 31-03-2020.
- 15.3.3 The grant would be 25% of the eligible investment, subject to a maximum of Rs.100

lakhs per Ordinary Member and Rs.10 lakhs for Associate Member. Grant received by the Members and Associate Members during the 12th Plan will be taken into account for calculation of maximum limit.

- 15.3.4 During 2017-18, the grant-in-aid of Rs. 4 Crore received from the Government of India was released to 57 member exporters.

16 MEETINGS / SEMINARS / WORKSHOPS/PROBLEMS TAKEN UP WITH AUTHORITIES

- 16.1 Shri P. Sundaran, Chairman met Shri. Pinarayi Vijayan, the Hon'ble Chief Minister of Kerala and Dr. Thomas Isaac, the Hon'ble Finance Minister of Kerala on 26th & 27th May 2017 and submitted a representation for recommending a lower GST slab (@5%) for cashew.
- 16.2 In order to get familiarized with the GST and its implications in the cashew industry, the CEPCI had organized a seminar on GST for its members on 1 July 2017 at Kollam. Mr. Tony, Chartered Accountant and GST consultant and Mr. Sunil Radhakrishnan were the resource persons. The seminar covered the latest updates of the GST on the topics Registrations, Returns, Software for GST etc. In order to explain the effect of GST on the Cashew industry, Dr. R. K. Bhooches, Vice Chairman handled a special session on the "Impact of GST on Cashew Industry". The interactive sessions that followed could clarify the specific doubts and concerns of the members regarding the GST. Around 80 CEPCI members attended the Seminar.
- 16.3 The introduction of Goods & Services Tax (GST) has been a significant step in the reform of indirect taxation in India and implemented on 1st July 2017. In order to familiarize with the GST and its implications on the cashew industry the CEPCI had organized a seminar on GST for its members from Karanataka on 17 March 2017 at Hotel Deepa Comforts, Mangalore. We had invited experts from M/s. Tally Solutions Pvt Ltd, one of the qualified GST Suvidha Providers, for conducting the Seminar. Mr. Sanjeev Kumar, CA and Mr. Haricharan Shetty were the experts from M/s. Tally Solutions Pvt. Ltd and they had shared the most updated information on GST with the delegates. Dr. R. K. Bhooches explained the role of GST in Cashew industry and handled a special session on the "Impact of GST on cashew business". Around 50 CEPCI Members from Karnataka attended the Seminar and cleared their doubts during the interactive session.
- 16.4 Shri P. Sundaran, Chairman, Dr.R.K. Bhooches, Vice Chairman, Shri Renjith Lal, Committee Member and other members of the Council from Goa met the Hon'ble Chief Minister of Goa, Shri. ManoharParikar on 22 July 2017 and also extended an invitation for Kaju India 2017 at Goa. The Council also organized promo events for Kaju India 2017 at Goa on 22 July 2017.

- 16.5 The Council organized Promotional Meeting of Kaju India 2017 at Mangalore, Karnataka on 4th August 2017 and invited all the members of KCMA.
- 16.6 Shri P. Sundaran, the then Chairman inaugurated the renovated reception area of Cashew Bhavan, Kollam on 17 August 2017 in the presence of Dr.R.K. Bhooodes, the then Vice Chairman & Shri T.K. Shahal Hassan Musaliar, former Chairman.
- 16.7 Shri P. Sundaran, Chairman, Dr. R. K. Bhooodes, Vice Chairman & Shri S. Kannan, ED&S attended the General Body Meeting of the Odisha Cashew Manufacturers Association at Odisha on 20th August 2017. The Council also organized Promo events for Kaju India 2017 for the members of the Odisha Cashew Manufacturers Association.
- 16.8 Dr.R. K. Bhooodes, Chairman met Mr. Bibin Menon, Director, Ministry of Commerce and Mr. Anand Mohan Mishra, Asst. DGFT at New Delhi on 6th December 2017 and requested them to keep cashew & allied products outside the purview of FTA like RCEP, EFTA etc. Request to consider inclusion of Raw Cashew Nut (ITC Hs Code: 080 13 100) under the FTA negotiations was also made.
- 16.9 Dr. R.K. Bhooodes, Chairman, Dr. Noordeen Abdul, Shri S. Kannan and a few CEPCI Exporter members attended the Stakeholders Meeting organized by DGFT, Thiruvananthapuram on 7th December 2017 at Thiruvananthapuram. Shri.Alok Vardhan Chaturvedi, Director General of Foreign Trade was the Guest of Honour. Council submitted a representation to Shri. Alok Chaturvedi on the revision of rates related to MEIS & SION. Dr. R. K. Bhooodes made a presentation of CEPCI's Strategic Plan Mission 2020 before the DGFT.
- 16.10 Dr. Noordeen Abdul, Vice Chairman and Mr. S. Kannan, ED&S attended the interactive session conducted by Cochin Customs and DGFT on GST refunds/updates and e-sealing at Kochi on 20.12.2017
- 16.11 The CEPCI in association with Central Excise & Customs Division, Kollam organized a seminar on "SELF SEALING" on 27 January 2017 at Hotel Nila Palace, Kollam. The CEPCI members participated in the meeting and got an opportunity for direct interaction with the officials concerned in the Central Excise & Customs department.
- 16.12 Dr.R.K. Bhooodes, Chairman and Mr. S. Kannan, ED&S attended the "National Conference of Cashew" conducted by DCCD on 12 & 13 February 2018 at Odisha. The Chairman also presented a paper on the major issues of the cashew industry.
- 16.13 Dr.R.K. Bhooodes, Chairman attended the Policy Making Committee on Export & Trade Promotion of Agriculture Produce at New Delhi on 19-20 February 2018.

- 16.14 Dr.R. K. Bhooches, Chairman & Shri S. Kannan, ED&S met Shri Suresh Prabhu, Hon'ble Union Minister of Commerce & Industry at New Delhi on 22 February 2018 and submitted a comprehensive representation on various issues faced by the cashew industry for necessary intervention.
- 16.15 The CEPCI Laboratory & Research Institute signed anMoU with the Government of Kerala on 19th March 2018 for testing/inspection of the quality of Mid day/Noon Meal served in the Kerala State Government schools.
- 16.16 The CEPCI organized a special campaign for quality testing of drinking water on the "WORLD WATER DAY" on 22 March, 2018 at Cashew Bhavan, Kollam. The programme was jointly organized by the CEPCI Laboratory & Research Institute and JCI (Junior Chamber International) Quilon to commemorate the world water day on 22 March 2018. Shri. Rajendra Babu, Mayor, Kollam Corporation was the Chief Guest and inaugurated the campaign. The programme was organized to create awareness among the general public, institutions and industries regarding the need for quality testing of water to ensure safety and hygiene. As a part of the campaign a special package at a discounted rate of Rs.750/- (including GST) was made available at the CEPCI Laboratory & Research Institute, during 22 & 23 March 2018 for testing the water samples.

17 TRADE ENQUIRIES

- 17.1 During 2016-17 the Council received 290 trade enquiries directly from buyers interested in cashew kernels/cashewnut shell liquid/ allied products and offers for supply of raw cashewnuts. All these enquiries and offers were circulated among the Council Members for necessary follow-up.
- 17.2 Trade enquiries received at the Council's stand in the international exhibitions were also circulated to the members for necessary action and follow up at their end.

18 CEPCI LABORATORY & RESEARCH INSTITUTE

- 18.1 The CEPCI Laboratory & Research Institute, the research and analytical wing of the Cashew Export Promotion Council of India was set up in 1997 with the assistance from the Government of India. It is engaged in carrying out analytical as well as basic, applied and advanced researches in chemistry, bio-chemistry, bio-technology, food technology, microbiology and environmental sciences aimed at promoting export of quality cashew kernels to various parts of the world. The services of this Laboratory & Research Institute are available not only to the cashew industry, but also to the entire food and other related processing industries in India and abroad.

The Laboratory comprises three divisions covering the following disciplines:

- Chemistry
- Microbiology
- Biotechnology

- 18.2 The laboratory has state-of-the-art equipments like LC-MS/MS, GC-MS/MS, HPLC, AAS, RT-PCR, FTIR and a fully Automated Microbial Analytical System. The Laboratory adopts double-blind protocols and procedures as prescribed by the Indian FSA, the USFDA, AOAC, ISO and Codex Alimentarius Commission.
- 18.3 The CEPC laboratory is an accredited body for testing and certification of food quality and safety. The laboratory regularly participates in proficiency testing (PT), Inter laboratory Comparison (ILC) programmes organized by international/national agencies. The analytical and scientific expertise available with the laboratory is being extended to other educational, industrial and research organizations also. The research and training wing provides guidance and facilities to students pursuing Ph.D / M.Phil / M.Sc. / B.Sc. in Chemistry, Bio-chemistry, Biotechnology, Microbiology and Environmental Sciences. Training facility of the laboratory is fully equipped with state-of-the-art equipments, dedicated training teams, lecture rooms, library etc. Regular training programs are organized in the analytical field and Food Safety Management Systems. Our certificates are widely accepted and are highly regarded by job seekers and upcoming entrepreneurs. Hands-on training is provided to students and working professionals using the latest techniques and instrumentation in microbiological & chemical analysis to meet the growing needs of the Industry. The laboratory also designs and takes up tailor made customer specific training modules. The laboratory conducts awareness training to workers / supervisors on “Good Manufacturing Practices” in food processing / production units.
- 18.4 The CEPCI Laboratory at Kollam continues to serve the industry in analyzing, testing, training and rendering advice on technical matters.

19. ANALYTICAL SERVICES

19.1 Routine analysis of Samples

- 19.1.1 During the period 2017-2018, 8529 cashew kernels and other samples were analyzed in the laboratory for different quality parameters and the results are furnished as detailed below.

Sl.No.	Division	Samples Tested			Total No. of samples
		Cashew	Water	Others	
1.	Microbiology	798	1295	1444	3537
2.	Chemistry	1384	1162	1898	4444
3.	Biotechnology	330	-	218	548

19.2 Testing in Processing Units (Gas analysis)

- 19.2.1 On demand from the cashew exporters, the gas analyzer of the laboratory was taken to various cashew processing units and the quantity of oxygen, carbon dioxide and nitrogen in filled tins / pouches were tested.

19.3 Country of Origin Certificate

- 19.3.1 During 2017-2018, the laboratory issued the following certificates of origin to cashew exporters.

1.	Certificate of Origin	11 Nos.
2.	Certificate of Origin (APTA)	8 Nos.

19.4 Accreditations/ Recognitions

- 19.4.1 The Laboratory is recognized by DSIR (Department of Scientific and Industrial Research, Govt. of India) and is maintaining NABL accreditation as per ISO 17025 :2005 for Chemical and Biological discipline (Certificate No T-6088, validity till 01-01-2019) for analysis of food & agricultural products, Fish and marine products, Environment & pollution, Residues in food and water; Recognition by Bureau of Indian Standards (BIS) for analyzing packaged drinking water and 'A' Grade certification of approval from the Kerala State Pollution Control Board for analysis of drinking water, waste water and solid wastes.

19.5 University Recognitions

- 19.5.1 The CEPCI Laboratory & Research Institute is an approved Doctoral Research Centre of Kannur University for Microbiology, Biotechnology and Chemistry while Kerala University has approved the Laboratory for pursuing Doctoral research in the disciplines of Microbiology and Biotechnology. The Biotechnology department has also been considered for BITP (Biotechnology Industrial Training Programme) of DBT under the Ministry of Science and Technology.

19.6 FSSAI Approval

- 19.6.1 The Food Safety and Standards Authority of India (FSSAI) under the Ministry of Health and Family Welfare, Govt. of India has notified the CEPCI Laboratory & Research Institute as an approved laboratory for the purpose of carrying out analysis of food samples taken under section 47 of FSS Act 2006. The FSSAI approval is yet another achievement for the laboratory and is of immense help to the food processing sector which otherwise often had to send the samples very often to other states for testing under FSSAI.

Ms. Kavitha Kumari. P (Senior Scientist), Microbiology has passed the Food Analyst Examination conducted by FSSAI in 2018.

19.7 General Achievements

- 19.7.1 The credibility of the institute prompted the Kerala State Consumer Federation (KSCF) to entrust the testing of their Onam food samples in August 2017 to the institute.
- 19.7.2 A second food sampling and analytical scheme was entrusted by the Government including mid day meals being provided to school children. The Food Corporation of India (FCI) has also approved the laboratory for chemical analysis of food grains.

19.8 TRAINING PROGRAMMES

- 19.8.1 During the year 2017-2018, the laboratory conducted various training programmes in the following areas:
- 1) Microbiological Analysis of Food and Water 76 students, industrialists & other candidates has undergone training in microbiology for food and water analysis
 - 2) HACCP LEVEL 3 approved by HABC-UK- Six batches of 101 candidates completed the training

19.9 B.Sc. / M.Sc. / Ph.D PROJECT PROGRAMMES

B.Sc.Project - 75 students from different colleges completed one month B.Sc Project.
M.Sc Project - 28 candidates completed M.Sc project

Ph D programmes

Ph D awarded to two students of Biotechnology Department of the Kerala University undertaken their researches from the centre.

- 1) Ms. Dhanyalekshmi CS, on the topic “Microbial degradation of lignocellulosic biomass by co-digestion with organic fraction of municipal solid waste into value added products”
- 2) Mr. Rajesh BR on the topic “ Phytochemical screening and pharmacological evaluation of Terminalia cattappa L.”

Nine research scholars have registered for their doctoral research at our centre. The themes of the research programme details are as follows:

Sl. No.	Department	Topic
1.	Biotechnology	1. Isolation and characterization of extracellular lipase enzyme from microorganisms. 2. Isolation and characterization of lignin degrading organisms. 3. Molecular diversity and management of red flour beetle from different warehouses in India. 4. Bio functionalized polymer spun scaffolds for skin tissue Engineering Applications. 5. Screening of tree varieties available in Kerala for anticancer molecules. 6. In vitro study of apoptotic properties of the phytochemical components of Simarouba glauca.
2.	Microbiology	Isolation and Characterization of Probiotic bacteria and develop probiotic enriched food.

MEETINGS / SEMINARS / WORKSHOPS / TRAININGS ATTENDED

Sl No	Name of staff	Division	Training details	Name of organization conducted training	Period of training
1.	Ajini.A.S	Chemistry	“Training on Trainers” analysis of Mycotoxins FSSAI	Waters India Pvt. Ltd, Bangalore	29th May to 1st June 2017
2.	Ms. Ajini.A.S	Chemistry	“Training on Trainers” analysis of Antibiotics & Veterinary Drug Residues	FSSAI/ ICAR-CIFT, Cochin	14-18 November 2017
3	Dr. Rekha Sivadasan	Biotechnology	Training on Trainers” analysis of Mycotoxins	FSSAI/ ICAR-NRCG, Pune	24-28 April 2017

4	Haseena. M Kavitha Kumary .P	Chemistry Microbiology	Good Food Laboratory Practices (GFLP)	FSSAI /VIMTA Labs, Hyderabad	24-28 November 2017
---	---------------------------------	---------------------------	---	---------------------------------	------------------------

19.11 MEETINGS / SEMINARS / WORKSHOPS/AWARENESS PROGRAMMES CONDUCTED

1. Training – Workshop titled “Molecular Technique in Biotechnology”

The CEPCI Laboratory & Research Institute had conducted a two day workshop titled “Molecular Technique in Biotechnology” at Cashew Bhavan, Kollam on 19th & 20th October, 2017. A total of 28 participants representing various colleges under the Kerala University actively participated in the workshop.

2. Hands on Workshop on Biostatistical Analysis

The Biotechnology Department of the CEPCI Laboratory and Research Institute conducted a two-day hands on workshop on “Bio statistical Analysis” from 26th – 27th June, 2017 at Cashew Bhavan, Kollam. The seminar was attended by 50 students from various colleges affiliated to the University of Kerala.

3. Training programme on “DNA Bar Coding”

The Biotechnology Department of the CEPCI Laboratory and Research Institute conducted a two-day training programme on “DNA Bar Coding from 26 -27 July, 2017 at Cashew Bhavan, Kollam. The seminar was attended by 38 students from Presentation College of Applied Sciences, Department of Biotechnology, Puthenvelikara, Ernakulam .

4. Workshop on “Basic Phytochemical Techniques”

The CEPCI Laboratory conducted a three-day workshop on “Basic Phytochemical Techniques” from 13-15 December 2017 at Palakkad Victoria College. The target participants of this three day workshop were the faculty of Colleges and Universities engaged in active phytochemical work. This workshop covered basic techniques of phytochemistry from extraction to bioactivity screening. Twenty five participants from different research and educational institutions took part in the seminar.

ACCOUNTS

THE CASHEW EXPORT PROMOTION COUNCIL OF INDIA
KOLLAM – 691 001
(A Company Limited by Guarantee)

REPORT OF THE COMMITTEE OF ADMINISTRATION ON
THE BALANCE SHEET AND INCOME & EXPENDITURE ACCOUNT
FOR THE YEAR 31ST MARCH 2018

The Members of the Committee of Administration have pleasure to present the audited Balance Sheet and Income & Expenditure Account of the Council for the year ended 31st March 2018 as required by the Ministry of Commerce & Industry, Government of India.

The Council is an organization working on “No-Profit-No-Loss” basis. The trade contribution received each year is regularly treated as an advance. The trade contribution required for a year is taken from gross amount and the balance is carried over to the next year. The Trade Contribution over and above the requirements for the year 2017-18 amounting to Rs. 31,91,785.46 is added to the “Trade Contribution received in Advance” shown under the head “Other Current Liabilities” on the liability side of the Balance Sheet. As a result, there is neither any excess of income over expenditure nor otherwise during the financial year 2017-18. The trade contribution advances upto the financial year 2007-2008 amounting to Rs. 1,53,17,187.89 has been transferred to Reserve Development Fund being the amount no longer required as per a conscious decision of the Council.

Sd/-

S. KANNAN
Executive Director & Secretary

Sd/-

Dr. R.K. Bhooches
Chairman

Sd/-

Dr. Noordeen Abdul
Member
Committee of Administration

Kollam – 691 001
Date: 03.09.2018

E. VENKARACHALAM AIYER & CO.,
CHARTERED ACCOUNTANTS

OFFICES : KOCHI (H.O), KOTTAYAM, PALAKKAD,
THIRUVANANTHAPURAM, BENGALURU AND NEW DELHI
Partner in Charge : T.V. HARIHARAN, M.Sc., F.C.A., D.M.A. (ICA)

Fax : (0474) 2751572
Phone : Office : 2744515
: 2751572

E-mail : kvaiyerkollam@yahoo.com

MAIN ROAD
KOLLAM-691 001

Ref:

**REPORT OF THE INDEPENDENT AUDITORS TO THE MEMBERS OF THE CASHEW EXPORT
PROMOTION COUNCIL OF INDIA, KOLLAM — 691001**

Report on the Financial Statements

We have audited the accompanying financial statements of THE CASHEW EXPORT PROMOTION COUNCIL OF INDIA, KOLLAM-691001, which comprise the Balance Sheet, as at 31 March 2018 and the Statement of Income and Expenditure for the year ended and a summary of significant accounting policies and other explanatory information.

Responsibility of the Council's Management for the Financial Statements

Council's Management is responsible for the preparation of these financial statements that give a true and fair view of the financial position and financial performance of the Council in accordance with the accounting principles generally accepted in India, including the Accounting Standards specified under Section 133 of the Companies Act 2013, read with Rule 7 of the Companies (Accounts) Rules, 2014. This responsibility includes the design, implementation and maintenance of internal control relevant to the preparation of the financial statements that give a true and fair view and that are free from material misstatement, whether due to fraud or error.

Auditor's Responsibility

Our responsibility is to express an opinion on these financial statements based on our audit. We conducted our audit in accordance with the Standards of Auditing issued by the Institute of Chartered Accountants of India. Those standards require that we comply with ethical requirements and plan and perform the audit to obtain reasonable assurance about whether the financial statements are free from material misstatement.

An audit involves performing procedures to obtain audit evidence about the amounts and disclosures in the financial statements. The procedures selected depend on the auditor's judgment, including the assessment of risks of material misstatement of the financial statement, whether due to error or fraud. In making those risk assessments, the auditor considers the internal control relevant to the Council's preparation and fair presentation of financial statements

in order to design audit procedure that are appropriate in the circumstances, but not for the purpose of expressing an opinion on the effectiveness of the entity's internal control. An audit also includes evaluating the appropriateness of accounting policies used and the reasonableness of the accounting estimates made by the Council's Management, as well as evaluating the overall presentation of the financial statements. We believe that the audit evidence we have obtained is sufficient and appropriate to provide a basis for our audit opinion.

Opinion


In our opinion and to the best of our information and according to the explanations given to us, the aforesaid financial statements, give the information required by the Act in the manner so required and give a true and fair view in conformity with the accounting principles generally accepted in India;

- a) in case of the Balance Sheet, of the state of affairs of the Company as at March 31, 2018;
- b) in case of the Statement of Income and Expenditure, of the nil profit /loss for the year ended on that date.

Report on Other Legal and Regulatory Requirements

1. As this is a Company registered under Section 8 of the Companies Act 2013, the provisions of the Companies (Auditor's Report) Order, 2015 issued by the Central Government of India in terms of Section 143(11) of Companies Act, 2013 are not applicable to the Council.
2. As required by Section 143(3) of the Companies Act 2013, we report that
 - a. We have sought and obtained all the information and explanations which to the best of our knowledge and belief were necessary for the purposes of our audit.
 - b. In our opinion, proper books of account as required by law have been kept by the Council so far as appears from our examination of those books.
 - c. The Balance Sheet and Statement of Income and Expenditure dealt with by this report are in agreement with the books of account.
 - d. In our opinion, the aforesaid financial statements comply with the Accounting Standards specified under Section 133 of the Act, read with Rule 7 of the Companies (Accounts) Rules, 2014.
 - e. The provisions of Section 164(2) of the Companies Act, 2013 are not applicable to the Council.

03.09.2018

For K. VENKATACHALAM AIYER & CO.
CHARTERED ACCOUNTANTS

T.V. HARIHARAN M.Sc., F.C.A., D.M.A. (ICA)
PARTNER
MEMBERSHIP No. 20092
Firm Registration No. 004610S

THE CASHEW EXPORT PROMOTION COUNCIL OF INDIA

(A company Limited by Guarantee)

Cashew Bhavan, Mundakkal, Kollam 691001

BALANCE SHEET AS AT 31ST MARCH 2018

Particulars	Note No	31.03.2018 Amount (Rs)	31.03.2017 Amount (Rs)
EQUITY AND LIABILITIES			
Share holder's funds			
Share Capital (Company Limited by Guarantee)	1	NIL	NIL
Reserves and surplus	2	19282750.55	3965562.66
Deferred Government Grants	3	56289865.02	62200494.12
Current Liabilities			
Other current liabilities	4	39529934.63	43687164.95
TOTAL		115102550.20	109853221.73
ASSETS			
Non Current Assets			
Fixed Assets :	5		
i) Tangible Assets		67687670.30	71258040.54
ii) Intangible Assets		414191.33	485599.13
iii) Capital Work in Progress		0.00	125000.00
Long term Loans and advances	6	333660.00	402661.00
Current Assets			
Inventories	7	626199.00	312541.00
Trade receivables	8	2347853.90	353640.00
Cash and Bank Balance	9	33072722.66	31241389.82
Short Term Loans and Advances	10	2201777.40	4012614.00
Other Current Assets	11	8418475.61	1661736.24
TOTAL		115102550.20	109853221.73

Notes to Accounts, Significant Accounting Policies and Other explanatory statements forms part of accounts

This is the Balance Sheet referred to in our report of even date

For K. Venkatachalam Aiyer & Co.
Chartered Accountants
F.No. 0046105

On behalf of the Committee of
Administration

Sd/-

CA. T V. HARIHARAN
 Partner
 (M.No. 20092)

Sd/-

Dr. R.K. BHOODES
 Chairman

Sd/-

S. KANNAN
 Executive Director &
 Secretary

Sd/-

Dr. Noordeen Abdul
 Member
 Committee of
 Administration

Kollam - 691001
 Date : 03.09.2018

THE CASHEW EXPORT PROMOTION COUNCIL OF INDIA

(A company Limited by Guarantee)

Cashew Bhavan, Mundakkal, Kollam 691001

INCOME AND EXPENDITURE STATEMENT FOR THE YEAR ENDED 31ST MARCH 2018

Particulars	Note No	For the Year ended 31.03.2018 Amount (Rs)	For the Year ended 31.03.2017 Amount (Rs)
INCOME :-			
Revenue from Operation	12	90423329.56	99862057.82
Other Income	13	3854714.65	2811805.46
Total Income		94278044.21	102673863.28
EXPENDITURE :-			
Operating Expenses	14	10732453.03	8392341.00
Employee Benefits	15	17227692.00	17165925.00
Finance Cost	16	20745.80	14900.11
Depreciation	17	6599657.39	7288265.53
Other Expense	18	59697495.99	69812431.64
Total		94278044.21	102673863.28

Notes to Accounts, Significant Accounting Policies and Other explanatory statements forms part of accounts

This is the Income & Expenditure referred to in our report of even date

For K. Venkatachalam Aiyer & Co.
Chartered Accountants
F.No. 0046105

**On behalf of the Committee of
Administration**

Sd/-
CA. T V. HARIHARAN
Partner
(M.No. 20092)

Sd/-
Dr. R.K. BHOODES
Chairman

Sd/-
S. KANNAN
Executive Director &
Secretary

Sd/-
Dr. Noordeen Abdul
Member
Committee of
Administration

Kollam - 691001
Date : 03.09.2018

THE CASHEW EXPORT PROMOTION COUNCIL OF INDIA

(A company Limited by Guarantee)

Cashew Bhavan, Mundakkal, Kollam 691001

NOTES

NO.

1 SHARE CAPITAL

Particulars	31.03.2018	31.03.2017
Share Capital (A Company Limited by Guarantee)	NIL	NIL

- 1.1 The Cashew Export Promotion Council of India is a Company incorporated under the provisions of the Section 8 of the Companies Act, 2013. The Council is a Company limited by guarantee.

2 RESERVES AND SURPLUS

Particulars	31.03.2018	31.03.2017
<u>Capital Fund</u>		
As per last Balance Sheet	511802.00	511802.00
<u>Reserve Development Fund</u>		
As per last Balance Sheet	3453760.66	3453760.66
Add: Transfer from Trade Contribution Advances to the extent not required	15317187.89	0.00
	18770948.55	3453760.66
	19282750.55	3965562.66

3 DEFERRED GOVERNMENT GRANTS

Particulars	31.03.2018	31.03.2017
<u>Grant received from Government of India</u>		
<u>Information data base, Training Centre,</u>		
<u>CEPC Lab under Plan Fund</u>		
As per last Balance Sheet	569909.50	647436.99
Less: Amount transferred to I & E during the year	66441.81	77527.49
TOTAL	503467.69	569909.50
<u>CIB Funds for upgradation of CEPC Lab, Kollam</u>		
As per last Balance Sheet	868955.63	1016910.13
Less: Amount transferred to I & E during the year	126868.50	147954.50
TOTAL	742087.13	868955.63

Particulars	31.03.2018	31.03.2017
Grant from KINFRA for the Upgradation of CEPC Lab, Kollam		
As per last Balance Sheet	1290237.62	1492815.90
Less: Amount transferred to I & E during the year	174133.84	202578.28
TOTAL	1116103.78	1290237.62
ASIDE Scheme for Cashew Bhavan		
As per last Balance Sheet	34547818.48	36727459.83
Less: Amount transferred to I & E during the year	2036102.83	2179641.35
TOTAL	32511715.65	34547818.48
ASIDE Fund for Upgradation of Laboratory		
As per last Balance sheet	24923572.89	28999017.33
Less: Amount transferred to I & E during the year	3507082.12	4075444.44
TOTAL	21416490.77	24923572.89
GRAND TOTAL	56289865.02	62200494.12

- 3.1 Grant-in-aid received from Government of India for CEPC Laboratory Equipments, Information Data Base/ Internet Access and Upgradation of CEPC Laboratory, Construction of Cashew Bhavan Building Upgradation of CEPC Laboratory (ASIDE) being specific grant for acquisition of fixed assets, are adjusted to the extent of Rs.5910629.10 being depreciation on those assets charged in the Income & Expenditure Account under the Account head "Income from Government grant on assets" as per Accounting Standard 12 issued by ICAI.

4 OTHER CURRENT LIABILITIES

Particulars	31.03.2018	31.03.2017
Trade contribution received in advance	26939930.52	39065332.95
Advances for consultancy services	570498.00	653779.00
Income Received in Advance	2010.00	287000.00
Statutory Payables	3884880.06	332089.00
Accrued Expenses	584916.50	1135304.00
Other Payables	7061341.81	2213660.00
Branch Divisions	486357.74	0.00
TOTAL	39529934.63	43687164.95

- 4.1 As outlined in Significant Accounting Policies, the Trade Contribution is treated as an advance. The trade contribution required for a year is taken from gross amount and the balance is carried over to the next year. The Trade Contribution over and above the requirements for the year 2017-18 amounting to Rs. 31,91,785.46 is added to the "Trade Contribution received in Advance" shown under the head "Other Current Liabilities" on the liability side

of the Balance Sheet. As a result, there is neither any excess of income over expenditure nor otherwise during the financial year 2017-18. The trade contribution advances upto the financial year 2007-2008 amounting to Rs. 1,53,17,187.89 has been transferred to Reserve Development Fund being the amount no longer required as per a conscious decision of the Council.

4.2 Council received Rs. 6,75,000/- being the first instalment of MAI Grant for meeting expenditure on account of participation in INC Convention, Chennai. Rs. 4,33,881/- is receivable from the Government on this account during the year.

4.3 Council received Plan Fund for Rs. 4,00,00,000/- and it has been fully utilised during the year.

5 FIXED ASSETS

	Particulars	31.03.2018	31.03.2017
5.1	<u>Tangible Fixed Assets</u> (As per separate sheet Attached)		
	General [Part I (a)]	3341628.28	1198973.80
	CEPC Laboratory & Technical Division -PLAN [Part II A]	279222.71	408587.23
	CEPC Laboratory & Technical Division - CIB [Part II B]	726315.43	895667.39
	CEPC Laboratory & Technical Division - Kinfra [Part II C]	1069934.78	1244068.62
	Training centre [Part III]	45320.63	52850.35
	Information Database [Part IV]	7432.45	9269.19
	Other Assets Lab [Part V (a)]	1751853.26	1917612.33
	Cashew Bhavan Building [Part VI]	38595750.46	40631853.29
	Cashew Bhavan Building [Part VI-A]- Other Assets	764996.31	342845.16
	CEPC Aside scheme [Part VII (a)]	21105215.99	24556313.18
	Total - Tangible Assets (a)	67687670.30	71258040.54
5.2	<u>Intangible Fixed Assets</u>		
	General [Part I (b)]	63268.75	75739.75
	Other Assets Lab [Part V (b)]	4427.80	7379.67
	CEPC Aside scheme [Part VII (b)]	346494.78	402479.71
	Total - Intangible Assets (b)	414191.33	485599.13
	TOTAL (a+b)	68101861.63	71743639.67
5.3	Capital Work in Progress	0.00	125000.00

6 LONG TERM LOANS AND ADVANCES

Particulars	31.03.2018	31.03.2017
<u>SECURITY DEPOSIT</u>		
Electricity Deposit - H.O	165551.00	165551.00
Electricity Deposit - Lab	90860.00	90860.00
Rent deposit	30000.00	0.00
Security Deposit for Postage	650.00	650.00
Telephone Deposit - HO	2000.00	2000.00
Telephone Deposit - Int'l Roaming	7500.00	7500.00
Deposit- FSSAI	0.00	100000.00
Telephone Deposit - ISD	3500.00	3500.00
Telephone Deposit -BSNL FTTH Fibre Plan	5999.00	0.00
Telephone Deposit - LAB	27600.00	27600.00
Security Deposit - BSNL	0.00	5000.00
	333660.00	402661.00

7 INVENTORIES

Particulars	31.03.2018	31.03.2017
<u>Stock In Hand</u>		
Chemicals / Consumables	619415.00	302471.00
Controlled Items	6784.00	10070.00
	626199.00	312541.00

7.1 Stock of chemicals and controlled items have been valued at lower of cost or market price.

8 CASH AND BANK BALANCES

Particulars	31.03.2018	31.03.2017
<u>Cash balance</u>		
Cash in hand-H.O	37721.00	1680.00
Cash in hand-LAB	49584.00	16743.62
Stamps in hand	69.00	1192.00
Petty Cash - HO	1238.28	14439.28
Petty Cash - LAB	236.62	0.00
(A)	88848.90	34054.90

9 Bank balance

i) Bank Balance in current account		
Axis Bank -HO	11264.47	575727.84
Canara bank, Kollam	12162.10	0.00
SBI, Goa	10426.52	0.00
SBI Liquid Fund	43781.00	0.00
Canara Bank, Ernakulam	0.00	577103.10
Indian Bank, Building A/c., Ernakulam	83680.00	83680.00
Indian Bank, Ernakulam	115061.86	4143964.86
Indian Bank, Kollam	46729.03	1974450.75
State Bank of India, Kollam	1141004.91	1130688.00
State Bank of India, Kollam - Lab	1043385.04	908674.69
(B)	2507494.93	9394289.24
ii) Fixed Deposits with Bank		
<u>Head Office</u>		
Indian Bank General		
FD-IB-EKM	5128310.00	2199684.00
FD SBI Kollam	4309203.00	0.00
Canara Bank, Kollam	18377059.83	17033066.68
<u>CEPC Lab</u>		
FD-Bank of Baroda	1989168.00	1950909.00
FD-State Bank of India	672638.00	629386.00
(C)	30476378.83	21813045.68
TOTAL(A+B+C)	33072722.66	31241389.82

10 SHORT TERM LOANS AND ADVANCES

Particulars	31.03.2018	31.03.2017
Tax Deducted at source CEPC lab-2016-17	593291.00	593291.00
Tax Deducted at Source 2014-15-CEPC Lab	0.00	197991.00
Tax Deducted at source HO 2016-17	256031.00	256031.00
Tax Deducted at Source 2015-16-CEPC Lab	194975.00	617657.00
Tax Deducted at Source 2015-16-HO	105558.00	334396.00
TDS on FD Interest 2017-18	223284.00	0.00
TDS 2017-18 - kaju india	82436.00	0.00
TDS 2017-18 - Headoffice	212844.40	0.00
TDS 2017-18 - LAB	40150.00	0.00

<u>Loans and advances</u>		
Unsecured, considered good		
Festival Advance - HO	4500.00	2250.00
Festival Advance - LAB	1052.00	17477.00
LTC Advance- HO	0.00	5184.00
CEPC Lab A/c	487656.00	1988337.00
TOTAL	2201777.40	4012614.00

11 OTHER CURRENT ASSETS

Particulars	31.03.2018	31.03.2017
MAI Grant receivable	433881.00	888613.00
Other Receivables	7440780.55	269609.00
Prepaid expenses - H.O	5486.00	351610.00
Prepaid expenses - Lab	157432.00	2206.00
FD- Interest receivable - HO	292914.06	149698.24
“ LAB	87982.00	0.00
	8418475.61	1661736.24

12 INCOME FROM OPERATIONS

Particulars	31.03.2018	31.03.2017
Trade contribution	3369187.31	3152262.91
Trade contribution of prior years transferred	0.00	100000.00
Associate Membership subscription for the year	878100.00	882680.00
Membership subscription for the year	1710890.00	2023820.00
Entrance fee	350000.00	302000.00
Advertisement HO	681848.30	809017.00
Processing fee for Grant in Aid	800006.00	728401.00
Subscription to Council' s publications	39628.88	44373.00
Sale of publications	55280.00	76729.00
Plan fund application fee	62753.69	314173.00
Fee for Certificate of Origin	6300.00	4550.00
Gain/loss from Liquid Fund	189781.00	0.00
Built Up Stall Charges - Foodex, Japan	350000.00	0.00
Built Up Stall Charges - Gulfood 2018	3500000.00	0.00
Built Up Stall Charges - Anuga,Germany	423728.82	0.00
Built Up Stall Expenses - Gulfood 2017	0.00	93114.00
Built Up Stall Expenses - SIAL Fair	0.00	60000.00

Particulars	31.03.2018	31.03.2017
<u>Government Grant</u>		
MAI grant - Foodex Japan	0.00	666073.00
„ - Food Week Korea	0.00	414038.00
„ - SIAL FAIR	0.00	208400.00
„ - Gulfood	0.00	854902.00
MAI Grant for 2017-18	1108881.00	0.00
MDA Grant for code activities	0.00	1315000.00
MAI Grant for 2015-16	0.00	7227721.00
Plan Fund	40000000.00	60000000.00
Income from Government grant on assets	5910629.10	6683146.06
Kaju India - Stall Visit	4637858.60	0.00
Kaju India - Delegate Fee	6049446.81	0.00
Kaju India - Sponsorship	4949044.05	0.00
<u>Income from CEPC Laboratory</u>		
Testing fees	12427055.00	10121775.00
Bio tech income	620761.00	622623.00
Chemistry Income	896194.00	777487.00
Micro Biology	1301127.00	1305654.85
Certificate of Origin	899.00	2660.00
Certificate of Origin-APTA	2759.00	3143.00
R & D Income	101171.00	136986.00
Head office share of income	0.00	931329.00
TOTAL	90423329.56	99862057.82

13 OTHER INCOME

Particulars	31.03.2018	31.03.2017
Participation charges - ANUGA 2017	42372.00	0.00
Late fee	26125.00	0.00
Interest on Fixed deposits HO	2374012.97	1421673.46
Interest on loan	0.00	497.00
Miscellaneous Reciept -Headoffice	26912.36	37561.00
-Kaju India	276.92	0.00
Notice Pay	0.00	12702.00
Interest received	1333.00	0.00
Sample display at fairs	4000.00	0.00
Visitors pass	18000.00	0.00

Particulars	31.03.2018	31.03.2017
<u>CEPC Laboratory</u>		
Interest received	188273.00	189089.00
Miscellaneous Receipt	2193.40	1674.00
Cancellation Charge	200.00	100.00
Interest on Electricity CD	23469.00	25740.00
Interest on TDS 14-15	63839.00	0.00
Workshop on Biological application on Environ	0.00	49948.00
Workshop on Biostatistics Income	75708.00	17000.00
Workshop on HACCP Level 3 Income	995000.00	697500.00
Workshop on Bio & thesis	0.00	89648.00
Workshop on FSMS internal audit	0.00	94710.00
Workshop on molecular techniques- Biotech	0.00	138670.00
Notice Pay	13000.00	22293.00
NABL/Other Reimbursement fee	0.00	10000.00
Training Programme industry	0.00	3000.00
TOTAL	3854714.65	2811805.46

14 OPERATING EXPENSES

Particulars	31.03.2018	31.03.2017
<u>HEAD OFFICE</u>		
<u>MDA GRANT FOR CODE ACTIVITIES</u>		
INC Convention California	0.00	467847.00
Awareness Seminars/Workshops in India/Abroad	90763.00	570419.00
Publication/Publicity Expenses	668307.50	886108.00
MDA grant 15-16 expenses	42.00	0.00
<u>MAI GRANT Expenses</u>		
INC Convention Chennai	1420773.00	0.00
<u>Exhibition Abroad</u>		
SIAL Fair 2016 Paris	0.00	851578.00
Food Week Korea	0.00	484387.00
Gulfood	4251653.20	1529850.00
Foodex Japan	1056280.82	1281298.00
Anuga, Germany	1066527.43	0.00
<u>NON GRANT ACTIVITIES</u>		
Indus food 2018 Delhi	53666.16	0.00
World Cashew Convention, 2017	0.00	126487.00
Trade Delegation Abroad	10711.00	2976.00
WCC,Macau	55694.52	0.00
West Africa Delegation	637206.40	0.00
MAI Grant disallowed expenses 2013-14	0.00	537192.00

Particulars	31.03.2018	31.03.2017
<u>LAB EXPENSES</u>		
Opening Stock	312541.00	210113.00
Chemicals Consumed	1105707.00	1421786.00
Controlled Items Consumed	2580.00	22300.00
TOTAL	10732453.03	8392341.00

15 EMPLOYEE BENEFITS EXPENSE

Particulars	31.03.2018	31.03.2017
<u>HEAD OFFICE</u>		
Basic pay	1850433.00	2098569.00
Dearness allowance	2571573.00	2756363.00
House Rent Allowance	374002.00	422098.00
Transport Allowance	196256.00	204976.00
Council Contribution to PF	272263.00	346198.00
ESI - Council's Contribution	28324.00	16203.00
EPF Administration Charges	27624.00	42908.00
Ex-Gratia/Bonus	132795.00	43816.00
Medical reimbursement	6966.00	10800.00
Leave Travel Concession	0.00	49912.00
Encashment of Earned Leave	287184.00	70854.00
Salary to additional staff	2439493.00	1659192.00
Other allowance	3245.00	3750.00
Welfare and amenities to staff	0.00	15000.00
Group gratuity life insurance premium	75000.00	455000.00
Special Allowance	552420.00	657000.00
Children Education Allowance	63167.00	67505.00
TOTAL (A)	8880745.00	8920144.00
<u>CEPC LAB</u>		
Basic pay	1959063.00	1897425.00
Dearness allowances	2718235.00	2492241.00
House Rent Allowance	390398.00	377649.00
Transport Allowance	237888.00	229152.00
Council Contribution to PF	461055.00	482378.00
EPF Administration Charges	51913.00	63313.00
ESI - Council's Contribution	97565.00	76952.00
Ex-Gratia payment	62172.00	0.00
Medical reimbursement	1800.00	1800.00

Particulars	31.03.2018	31.03.2017
Salary of Other staff	110370.00	276129.00
Encashment of earned leave	0.00	2250.00
Welfare and Amenities to Staff	0.00	15000.00
Consolidated Salary to Scientific Staff	2060664.00	2158860.00
Children's Education Allowance	141345.00	169470.00
Liveries to Lab. Staff	4479.00	3162.00
Gratice payment	50000.00	0.00
TOTAL (B)	8346947.00	8245781.00
GRAND TOTAL (A+B)	17227692.00	17165925.00

16 FINANCE COSTS

Particulars	31.03.2018	31.03.2017
Bank Charges - HO	7410.25	6979.00
Bank charges - Kaju India	840.00	0.00
Bank Charges - Lab	12495.55	7921.11
TOTAL	20745.80	14900.11

17 DEPRECIATION

Particulars	31.03.2018	31.03.2017
Depreciation - H.O		
General (Part I)	384922.50	202281.90
CEPC Laboratory & Technical Division (Part II A)	57382.25	66801.92
CEPC Laboratory & Technical Division (Part II B)	126868.50	147954.50
CEPC Laboratory & Technical Division (Part II C)	174133.84	202578.28
Training centre (Part III)	7516.22	8775.96
Information Database (Part IV)	1543.34	1949.61
Cashew Bhavan Building (Part VI)	2036102.83	2179641.35
Cashew Bhavan Building (Part VI-A)	62673.85	56771.93
CEPC Aside scheme (Part VII)	3507082.12	4075444.44
Depreciation - Lab		
Other Assets Lab(Part V)	241431.94	346065.64
TOTAL	6599657.39	7288265.53

18 OTHER EXPENSES

Particulars	31.03.2018	31.03.2017
<u>OTHER OFFICE EXPENSES</u>		
Audit fee	40000.00	47200.00
Premises charges	62842.68	215343.00
Committee meeting expenses	19044.52	105814.00
Petrol/fuel charges	43926.25	33935.00
Generator Expenses	14266.00	44599.00
Local conveyance	11074.00	4117.00
Miscellaneous expenses - HO	26537.04	91509.00
Electricity charges	17140.00	14318.00
Telephone charges	214313.06	164233.00
Wages to security guards	170000.00	156000.00
Foreign exchange Expenses	1688.00	0.00
Loss on sale of asset	71772.59	22503.64
Mobile Phone for Officials	16900.00	0.00
Insurance of staff car	12348.00	10218.00
Insurance-scooter	886.00	0.00
Interest Paid	116.00	0.00
Postage	165268.00	132078.00
Sponsorship	200000.00	0.00
Online website charges	80500.00	0.00
Lab renaming ceremony	0.00	37801.00
Interest on ST	0.00	374.00
Interest on late payment - HO	30518.27	8256.00
Printing & Stationery	158127.61	58571.00
Travelling - Officers and Staff	271475.99	83194.00
Travelling - Committee Members	500960.38	560026.00
Hospitality Expenses	55956.00	17968.00
Expenses of Liaison Officer	180000.00	180000.00
Maintenance of Office Car	33425.50	15572.00
Maintenance of Office Equipments	97337.76	179904.00
Professional Charge	227546.00	734490.00
Parliamentary Committee meeting	0.00	33889.00
Rent	123200.00	56000.00
Bad debts written off	24117.50	0.00
Property tax	8312.00	0.00

Particulars	31.03.2018	31.03.2017
Land tax	3000.00	0.00
TDS HO 2010-11 - Written Off	0.00	36824.00
TDS Lab 2010-11 - Written Off	0.00	15376.00
Service tax remittance	794.00	0.00
Information Database	7350.00	26385.00
Exchange Difference - Loss	0.00	1773.00
Visit of Rajya Sabha members	0.00	158745.00
CEPC lab expenses	0.00	931329.00
DBT training programme expenses	0.00	7660.00
<u>DEVELOPMENT EXPENDITURE</u>		
Advertisement in India	0.00	190160.00
Membership in other organisation	0.00	121616.00
Subscription to periodicals	26171.00	6034.00
Supply of samples	47997.92	57785.00
Plan Fund Inspection Expenses	300.00	108303.00
Website Updation	1663.00	84708.00
Plan Fund - Expenditure	40000000.00	60000000.00
Nutrition Study	0.00	182628.00
MDA grant to exporters-2016-17	0.00	346400.00
MAI Grant for 2016-17	12392.00	0.00
<u>LAB EXPENSES</u>		
Electricity Charges	1469488.00	1618903.00
Hospitality / Meeting Expense	3783.00	2226.00
Electrical Inspectorate Charge	0.00	13395.00
Local Conveyance	7742.00	10243.00
NABL Expense	138498.00	253669.00
NABL-LAB Name Change	5500.00	114212.00
Lab publicity	0.00	217626.00
Office /lab. Expenses	9847.00	3475.00
Maintenance Admn	128.00	15000.00
Pollution Control Board	0.00	3400.00
Photocopier Accessories	950.00	17372.00
Postage / Telegram	22528.10	53709.00
Printing / Stationery	98156.00	3380.00
Wages to cleaning staff	19500.00	29026.00
Proficiency Testing Participation Expense	22000.00	183825.00
House keeping services	232050.00	0.00

Particulars	31.03.2018	31.03.2017
Lab Expenses	301180.00	8015.00
Telephone / Fax Charges	30275.00	42793.00
Transportation Charges-Expense	108616.00	29643.00
Internet/website charge	4900.00	5534.00
Interest on Service Tax	155.00	11400.00
Subscription to books & periodicals	4345.00	6043.00
Food Safety and Standards Authority of India	100000.00	0.00
Travelling Expenses	32888.00	24429.00
Incentive Charge	330326.00	366184.00
FSSAI Expenses	4000.00	49788.00
Annual Maintenance Contract	179914.00	0.00
BIS Expense	0.00	211468.00
Building Tax	312145.00	317221.00
Computer / Printer Accessories	12128.00	11703.00
Generator Running Expense	1500.00	4341.00
Miscellaneous Expense	208899.46	615.00
Office Car Maintenance	9694.00	8100.00
Water charges	2461.00	1685.00
Building/premises charges	252667.00	271400.00
Tds interest	44.00	0.00
Mid day meal scheme	32749.00	0.00
Lab promotion activity	15000.00	0.00
Consumerfed inspection expenses	283234.00	0.00
Training expenses	6820.00	0.00
Workshop on Biostatistics Expenses	28656.00	10000.00
Workshop on HACCP Level 3 Expenses	575737.00	472874.00
Workshop on Implementation of FSMS Expenses	0.00	33301.00
Workshop on Biological Environ	0.00	21215.00
Workshop on Bio-thesis	0.00	40771.00
Workshop on Molecular Techniques	0.00	40809.00
<u>KAJU INDIA</u>		
Mobile App	82415.24	0.00
Brochure Charge	83928.00	0.00
Event Management	4050439.00	0.00
Publication/Publicity Expense	227075.72	0.00
Travel & Hotel Accommodation of Foreign Buyers	279627.99	0.00
Venue Cost	5958946.01	0.00
Website Charge	93667.00	0.00

Particulars	31.03.2018	31.03.2017
Hospitality Expense	5873.00	0.00
Interest and Penalties	15780.00	0.00
Interest on TDS	4637.00	0.00
Meeting Expense	31691.82	0.00
Other Expense	19830.00	0.00
Postage and Courier	1539.00	0.00
Printing & Stationery	81112.25	0.00
Travel & Accomodatn Exp- C/A, Officers & Staff	913163.33	0.00
TOTAL	59697495.99	69812431.64

THE CASHEW EXPORT PROMOTION COUNCIL OF INDIA

(A company Limited by Guarantee)

Cashew Bhavan, Mundakkal, Kollam 691001

SUB SCHEDULES - Income received in Advance

Particulars	31.03.2018	31.03.2017
Membership Subscription for 2017-18	0.00	179000.00
Associate Membership Fee for 2018-19	2010.00	108000.00
	2010.00	287000.00

SUB SCHEDULES - Statutory Payables

Particulars	31.03.2018	31.03.2017
<u>Head Office</u>		
TDS payable	22727.00	5238.00
EPF Payable	68005.00	150362.00
ESI Payable	3609.00	1196.00
GST Payable	3029324.38	0.00
Service Tax Payable	0	8278.00
SBI Credit Card	4045.68	0.00
Rent payable	11200.00	11200.00
Staff income tax payable	16522.00	20000.00
Staff Income tax 2018-19	15000.00	0.00
<u>CEPC Lab</u>		
EPF Payable	86399.00	0
Incometax payable	3969.00	89059.00
ESI Payable	8441.00	3021.00
Salary payable	615638.00	43735.00
	3884880.06	332089.00

SUB SCHEDULES - Accrued Expenses

Particulars	31.03.2018	31.03.2017
<u>Head Office</u>		
Audit Fee Payable	40000.00	47200.00
Special Allowance payable	6000.00	6000.00
Salary Payable H.O	457436.00	458788.00
Wages to Security Guards Payable	15000.00	13000.00
Exp. of Liaison Officer Payable	15000.00	15000.00

Particulars	31.03.2018	31.03.2017
Telephone Charges Payable	20274.50	18429.00
Postage payable	12374.00	10470.00
Travel Expense payable	0.00	7648.00
Electricity charges payable	2912.00	0.00
Subscription to periodicals payable	920.00	0.00
Professional Charges Payable	15000.00	0.00
<u>CEPC Lab</u>		
Salary Payable LAB	0.00	544106.00
Wages of Cleaning Staff Payable	0.00	14663.00
	584916.50	1135304.00

SUB SCHEDULES - Others

Particulars	31.03.2018	31.03.2017
<u>KAJU INDIA</u>		
Arathrika Agro	21402.00	21402.00
<u>Head Office</u>		
Agencia Commercial Maritime Logistics Pvt Ltd	6500.00	37044.00
Angel Cashews	0.00	140.00
Corbel Business Applications Pvt Ltd	49990.00	0.00
Central Service Co-op. Credit society	103811.00	101666.00
Fathima Cashew Company	0.00	140.00
Fernandes Brothers	3512.00	1416.00
MMK Exports	0.00	140.00
K. Subraya Anantha Kamath & Sons, Jalsoor	14952.00	36391.00
Prasanthi Cashew Company, Kollam	0.00	144.00
Rajkumar Impex	1392.00	0.00
Sadha Exports	1010.00	0.00
Vizag Exports, Kollam	621.00	621.00
Veekay PVC	195.00	0.00
Retention money	300.00	300.00
R K Bhooches, Chairman	1361.00	0.00
Thampuram cashews, kollam	400.00	400.00
White goldagro	0.00	9160.00
<u>CEPC Lab</u>		
Barka Foods	908.00	0.00
Delfin Thomas	6080.00	0.00

Particulars	31.03.2018	31.03.2017
Dinesh Kumar L	118.00	0.00
Dr.Arun.S.Prasad	708.00	0.00
Kunnath Agro Food Processing Ind	137.00	0.00
Lekshmy O	708.00	0.00
Prima Beverages	577.00	0.00
Rajani Kurup	4030.00	0.00
Reeny Mary Zacharia , The Prof & Head, Moncompu	4600.00	0.00
Roopashree	500.00	0.00
Sidha Regional Research Institute	920.00	0.00
Thangal Kunju Musaliar College of Eng	177.00	0.00
Thushara's Restaurant	100.00	0.00
UM Enterprises	413.00	0.00
Western India Cashew Co.	8532.00	0.00
Agilent Technologies India Pvt.Ltd	44160.00	0.00
Ajini.A.S	7250.00	0.00
Asean Scientific Express	5546.00	0.00
Associated Road Carriers Limited	2535.00	0.00
Associated Scientific Co, -TVM	17419.00	0.00
Avantor Performance Materials India Ltd	13144.00	0.00
Bhuruka Gases Ltdt	74104.00	0.00
Biovision	23028.00	0.00
Dr.Prabhakumary.C	749.00	0.00
Expert Goods and Services	1250.00	0.00
Haseena.M	1815.00	0.00
Magnum Glass Works	11593.00	0.00
Maxsel Agencies	29917.00	0.00
Pharm-O-Sales	42615.00	0.00
Priceless Stationery Shoppe	835.00	0.00
Reach Chemicals	15912.00	0.00
Scientific Enterprises	1121.00	0.00
The Industrial & Lab Equip.Co.	21830.00	0.00
Ultra International	13600.00	0.00
Veekay Scientific Traders	342.00	0.00
Recovery Co-Op Society	1240.00	1359.00
Caution Deposit for Research Training	15000.00	15000.00
Branch Divisions-LAB	6482382.81	1988337.00
TOTAL	7061341.81	2213660.00

SUB-SCHEDULE - Advances for Consultancy Services

Particulars	31.03.2018	31.03.2017
Deposit for Packaged Drinking Water		
Contract Deposit - AB Aqua Minerals	10000.00	0.00
Contract Deposit -Aiswarya Beverages Co.	10000.00	10000.00
Contract Deposit-Arangathu Aqua Minerals	5000.00	10000.00
Contract Deposit -Blue Valley Aqua Minerals	10000.00	5000.00
Contract Deposit -Choice Soda and Minerals	10000.00	10000.00
Contract Deposit - Erayil Products	10000.00	10000.00
Contract Deposit - Godavari Aqua Prod	10000.00	10000.00
Contract Deposit - Good Beverages	12000.00	12000.00
Contract Deposit -Kerala Irrigation Infrastructure	4348.00	4348.00
Contract Deposit -Malabar Foods	10000.00	10000.00
Contract Deposit - Marco Industries	10000.00	10000.00
Contract Deposit - Millenium Aqua Prod	10000.00	10000.00
Contract Deposit - Nectar Beverages	10000.00	10000.00
Contract Deposit - Nettos Beverages	10000.00	10000.00
Contract Deposit -Panampilly Foods & Beverages	4367.00	4367.00
Contract Deposit - Periyar Beverages	10000.00	10000.00
Contract Deposit-Purelife Food and Beverages Co	10000.00	10000.00
Contract Deposit -Sabari Jalam	10000.00	10000.00
Contract Deposit - Sri. Krishna Aqua Mineral	10120.00	10120.00
Contract Deposit - S&S Ind	10000.00	10000.00
Contract Deposit - Sukhar Industries	10000.00	10000.00
Contract Deposit - Tejas Mineral	10000.00	10000.00
Contract Deposit-Transasia Beverages	10000.00	10000.00
Contract Deposit - Vrindavan Industry	10000.00	10000.00
Deposit for Testing Fees	307865.00	401146.00
Deposit for Contract Research	36798.00	36798.00
TOTAL	570498.00	653779.00

SUB-SCHEDULE - Income from CEPC Lab

Particulars	31.03.2018	31.03.2017
TESTING FEES		
Testing Fees Cashew	0.00	1946654.00
Testing Fees Cashew-Biotech	550.00	0.00
Testing fees cashew -chem	2382475.00	1387578.00

Particulars	31.03.2018	31.03.2017
Testing fees cashew -micro	2054407.00	1055580.00
Testing fees otherthan cashew and water- micro	315138.00	215788.00
Testing Fees Other than Cashew and Water	0.00	772517.00
Testing Fees Other than Cashew and Water-biotech	135750.00	106351.00
Testing Fees Other than Cashew and Water-chem	2606818.00	622378.00
Testing Fees -Water	0.00	695398.00
Testing Fees -Water-chem	2235581.00	1373941.00
Testing Fees - Gas Analysis-chem	29200.00	38900.00
Testing Fees -GCMS / UV / AAS	0.00	116953.00
Testing -Swab-micro	786794.00	515650.00
Testing water -micro	1711505.00	947504.00
Midday Scheme Program -Income	29650.00	0.00
Analytical Charges -Biotech	139187.00	0.00
Analytical Charges-chem	0	326583.00
TOTAL	12427055.00	10121775.00
<u>PROJECT WORK</u>		
Project Work - B.Sc	322220.00	331575.00
Project Work - B.Tech/M Tech	72347.00	71044.00
Project Work - M.Phil	0.00	7000.00
Project Work - M.Sc	416551.00	635639.00
Phd Work	0.00	136986.00
TOTAL	811118.00	1182244.00
<u>TRAINING FEES</u>		
Biotech Ind Tng-Dept.of Bio, Ministry of S&T	14124.00	0.00
Training - Biotechnology	110164.00	40000.00
Training on Instrumentation - Biotech	77000.00	61122.00
Training Industrial Micro	0.00	73368.00
Training Industrial Chem	0.00	1500.00
Training on Molecular Techniques	43340.00	0.00
Training on Food Analysis -Chem	112435.00	23999.00
Training on Food and Water - Chem	178606.00	196160.00
Training on Instrumentation - Chem	357739.00	264721.00
Training on Water Analysis-Chem	49544.00	58617.00
Training on Food Analysis-Micro	177390.00	67255.85
Training on Food and Water-Micro	815449.00	811189.00
Training on Water Analysis-Micro	71173.00	62575.00
TOTAL	2006964.00	1660506.85

SUB SCHEDULE - Interest Received

Particulars	31.03.2018	31.03.2017
FD Interest Received - BOB	140268.00	141875.00
FD Interest Received - SBI	48005.00	47214.00
TOTAL	188273.00	189089.00

SUB SCHEDULE - Other Receivables

Particulars	31.03.2018	31.03.2017
Adhisiva Enterprises	0.00	27.00
Amma Cashew Trading, Kollam	107.00	38.00
Afeef Cashew Company	39721.00	0.00
Agribase Commodities	693.00	0.00
Aliya Cashew Exporters	9200.00	0.00
Alpha International	27957.00	0.00
Anzar Cashew Company	9200.00	0.00
Devs Exports	9200.00	0.00
Integrated Resources	9200.00	0.00
Kamala Oil Mill	574.00	0.00
K.s Cashews	69.00	0.00
Latha Cashews	69.00	0.00
Mdr Exports	69.00	0.00
Mount Carmel	9200.00	0.00
Mumthas Cashew	9200.00	0.00
Muraleedharan	1000.00	0.00
Nanopix	575.00	0.00
Navya Cashews	9377.00	0.00
Nila Exports	20873.00	0.00
N.N Cashews	80.00	0.00
Pooja Cashew Factory	9200.00	0.00
Pratipa Cashews	153000.00	0.00
Sahyadri	69.00	0.00
Saida Trading Company	9200.00	0.00
Sona Meta	575.00	0.00
Sai Lekshmi Foods, Kollam	0.00	4.00
Soorya Cashew	9200.00	0.00
Sree Vinayaka Cashews, Panruti	9377.00	497.00
St. Annes Cashew Industries Kollam	0.00	1.00
Dinesh Compressors and Power Engineering	189.00	189.00

Particulars	31.03.2018	31.03.2017
Star Cashew Co. Kollam	0.00	9583.00
St. George Foods, Kollam	0.00	17.00
St. Thomas Cashew	9200.00	0.00
Sultaj Exports	9200.00	0.00
Best Engineering	1545.00	1545.00
Naviya Cashews, Panruti	0.00	497.00
Cepc Lab - EPF	0.00	89059.00
Asiatic Export Enterprises	77541.00	77541.00
A S R Exports P Ltd., Manglore	0.00	123.00
Kamala Oil Mill, Udupi	0.00	574.00
Swathy Enterprises, Kollam	0.00	17250.00
Kailas Cashew Exports	0.00	17250.00
Swathy Exports, Kollam	0.00	24099.00
Matha Cashew Processing, Kollam	0.00	38.00
N Rajashekharan Nair, CEPCI	1250.00	0.00
Sopanam Traders	0.00	38.00
Nanopix Integrated Software Solutions (P) Ltd.	0.00	575.00
Zantye Cashew Industries, Goa	154.00	154.00
Service Tax Collectable From Parties	3885.00	3885.00
Computer Maintenance	0.00	12375.00
Mareena Cashew Exports Kollam	0.00	40.00
Jayalakshmi Enterprises, Udupi	0.00	3957.00
Staff Income Tax Ho Receivable	1148.00	0.00
Staff Income Tax - Lab Receivable	3969.00	0.00
<u>Kaju India</u>		
Mark Sorter	3135.00	3135.00
Sevana Packaging Systems	210.00	210.00
Spectrum Industries	788.00	788.00
Best Engineering	6120.00	6120.00
R K Bhodes	1361.00	0.00
St. Johns Freight Systems, Kollam	5360.00	0.00
Branch Divisions-KAJU INDIA	6968740.55	0.00
TOTAL	7440780.55	269609.00

SUB SCHEDULE - Trade Receivables

Particulars	31.03.2018	31.03.2017
<u>LAB</u>		
Sundry Debtors	2347853.90	353640.00
TOTAL	2347853.90	353640.00

EXPENDITURE IN FOREIGN CURRENCY

Particulars	31.03.2018	31.03.2017
Gulfood exhibition	0.00	13045.00
Subscription to the Public Ledger	0.00	164331.00
INC Membership Fee	0.00	66209.00
AFI Membership Fee	0.00	41063.00
Food Week Korea	0.00	211446.00
INC Chennai Congress 2017	0.00	212994.00
Sponsorship for INC Congress	282367.00	0.00
TOTAL	282367.00	709088.00

THE CASHEW EXPORT PROMOTION COUNCIL OF INDIA, KOLLAM-691 001

(A company Limited by Guarantee)

Cashew Bhavan, Mundakkal, Kollam 691001

FIXED ASSETS REGISTER

S.No.	Description	%	Original cost	Addition during the year	Deductions	Total as at 31.3.2018	Depre- ciation upto 31.3.2017	Depre- ciation for the year	Deductions	Total Depre- ciation	Book Value as at 31.3.2018	W.D.V. as at 31.3.2017
PART I - GENERAL - Tangible Assets (A)												
1	Land	0.00	143350.00	0.00	0.00	143350.00	0.00	0.00	0.00	0.00	143350.00	143350.00
2	Building	5.00	557187.10	0.00	0.00	557187.10	386127.45	8552.98	0.00	394680.43	162506.67	171059.65
3	Motor car - Maruti Wagon R	25.89	385398.00	0.00	0.00	385398.00	380671.76	1223.62	0.00	381895.38	3502.62	4726.24
4	Maruti Dzire Car	25.89	749795.00	0.00	0.00	749795.00	575276.16	45182.93	0.00	620499.09	129335.91	174518.84
5	Toyota Innova Car	25.89	0.00	2196298.00	0.00	2196298.00	0.00	160460.33	0.00	160460.33	2035837.67	0.00
6	Modi Xerox Copier	13.91	56939.00	0.00	0.00	56939.00	34880.25	3068.37	0.00	37948.62	18990.38	22058.75
7	Air Conditioners	13.91	264830.00	0.00	0.00	264830.00	53735.15	26329.93	0.00	80065.08	184764.92	211094.85
8	Fax Machine	13.91	111306.50	0.00	0.00	111306.50	103334.97	1108.85	0.00	104443.82	6862.68	7971.53
9	Uninterrupted Power Supply	13.91	91797.00	0.00	0.00	91797.00	86222.85	775.36	0.00	86998.21	4798.79	5574.15
10	Furniture & Fixtures	18.10	168252.37	110000.00	0.00	278252.37	155073.65	13894.95	0.00	168968.60	109283.77	13178.72
11	BPL EPABX system - PRODIGY	13.91	59380.00	0.00	0.00	59380.00	53681.94	792.60	0.00	54474.54	4905.46	5698.06
12	Mobile Cellular Phone	13.91	173980.00	0.00	0.00	173980.00	59066.29	11409.12	0.00	60879.05	80000.95	91410.07
13	Electrical Fittings	20.00	133314.34	0.00	0.00	133314.34	129546.54	753.56	0.00	130300.10	3014.24	3767.80
14	Generator-Birla Yamaha	13.91	51638.00	0.00	0.00	51638.00	41243.29	1445.90	0.00	42689.19	10394.71	10394.71
15	Electronic Moisture Meter	13.91	179652.00	0.00	0.00	179652.00	168657.00	1529.40	0.00	170186.40	9465.60	10995.00
16	Digital Camera - Nikon 3700	13.91	35000.00	0.00	0.00	35000.00	27273.69	1074.73	0.00	28348.42	6651.58	7726.31
17	Lap Top	40.00	70750.00	0.00	0.00	70750.00	70500.35	99.86	0.00	70600.21	149.79	249.65
18	Computer Printer	40.00	52735.00	0.00	0.00	52735.00	50615.53	847.80	0.00	51463.33	1271.67	2119.47
19	Airconditioner with Stabiliser	13.91	24090.00	0.00	0.00	24090.00	12355.07	1632.33	0.00	13987.40	10102.60	11734.93
20	Chairs for Kollam H.O. office	18.10	11000.00	0.00	0.00	11000.00	6922.13	738.09	0.00	7660.22	3339.78	4077.87
21	NEC EPABX System - HO	13.91	80000.00	0.00	0.00	80000.00	32651.64	6586.16	0.00	39237.80	40762.20	47348.36
22	UPS for Computer IBALL Niranter 62	13.91	9000.00	0.00	0.00	9000.00	2293.42	625.63	0.00	2919.05	6080.95	6706.58
23	Cupboard for Chairman's room	13.91	24000.00	0.00	0.00	24000.00	6176.00	3226.00	0.00	9402.00	14598.00	17824.00
24	Visitors Chairs	13.91	21772.00	0.00	0.00	21772.00	5293.00	2982.00	0.00	8275.00	13497.00	16479.00
25	Office Chairs	13.91	14942.00	0.00	0.00	14942.00	3700.00	2035.00	0.00	5735.00	9207.00	11242.00
26	Office Table	13.91	19958.00	0.00	0.00	19958.00	4942.00	2718.00	0.00	7660.00	12298.00	15016.00
27	Settee - Albo Core Rexim (For Chairman's room)	13.91	32410.00	0.00	0.00	32410.00	8340.00	4357.00	0.00	12697.00	19713.00	24070.00
28	Centre Table (For Chairman's room)	13.91	5690.00	0.00	0.00	5690.00	1464.00	765.00	0.00	2229.00	3461.00	4226.00
29	Kenstar Cooler	13.91	9005.00	0.00	0.00	9005.00	1170.23	1090.00	0.00	2260.23	6744.77	7834.77
30	Printer Canon MF3010	13.91	9400.00	0.00	0.00	9400.00	1063.94	1160.00	0.00	2223.94	7176.06	8336.06
31	Capillary Column	13.91	43033.00	0.00	0.00	43033.00	377.19	5933.00	0.00	6230.19	36722.81	42655.81
32	CCTV	13.91	72100.00	17420.00	0.00	89520.00	2225.64	11566.00	0.00	13791.64	75728.36	69874.36
33	Exella Coffee Vending Machine	13.91	21000.00	0.00	0.00	21000.00	648.24	2831.00	0.00	3479.24	17520.76	20351.76
34	Trunk	13.91	5700.00	0.00	0.00	5700.00	397.52	738.00	0.00	1135.52	4564.48	5302.48
35	Fire Extinguishers	13.91	0.00	165306.00	0.00	165306.00	0.00	18836.00	0.00	18836.00	146470.00	0.00
	Total of Part I (A)		3688404.31	2489024.00	0.00	6177428.31	2465926.89	346369.50	0.00	2802700.03	3341628.28	1198973.78
PART I - Intangible Assets (B)												
1	Tally Accounting Package	40.00	67036.00	26082.00	0.00	93118.00	57097.45	13493.56	0.00	70591.01	22526.99	9938.55
2	Software RCMC	40.00	158364.00	0.00	0.00	158364.00	109257.80	18381.44	0.00	127639.24	30724.76	49106.20
3	Firewall for computers	40.00	27825.00	0.00	0.00	27825.00	11130.00	6678.00	0.00	17808.00	10017.00	16695.00
	Total of Part I (B)		253225.00	26082.00	0.00	279307.00	177485.25	38553.00	0.00	216038.25	63268.75	75739.75
	Total of Part I (A+B)		3941629.31	2515106.00	0.00	6456735.31	2643412.15	384972.50	0.00	3018738.29	3404897.02	1274713.52

THE CASHEW EXPORT PROMOTION COUNCIL OF INDIA, KOLLAM-691 001

(A company Limited by Guarantee)

Cashew Bhavan, Mundakal, Kollam 691001

SCHEDULE FORMING PART OF BALANCE SHEET AS AT 31ST MARCH 2018

Sl. No.	Description	%	GROSS BLOCK (AT COST)				DEPRECIATION				Net Block	
			Original Cost	Addition during the year	Deductions	Total as on 31/3/2018	Depreciation upto 31.3.2017	Depreciation for the year	Deductions	Total Depreciation	as on 31/3/2018	as on 31.3.2017

Part II - (A) CEPC Laboratory & Technical Division under Plan Fund

1	Laboratory Equipments	13.91	6120607.20	0.00	980806.00	5139801.20	5758436.65	50377.92	935728.81	4873085.77	266715.43	362170.55
2	Airconditioners	13.91	585504.71	0.00	585504.71	0.00	554252.45	4347.19	558599.64	0.00	0.00	31252.26
3	Furniture & Fixtures	18.10	446049.00	0.00	0.00	446049.00	436233.13	1776.68	0.00	438009.81	8039.19	9815.87
4	Computers	40.00	135595.71	0.00	0.00	135595.71	135585.88	3.95	0.00	135589.83	5.88	9.83
6	Wall Clock	13.91	1170.00	0.00	0.00	1170.00	1110.09	8.33	0.00	1118.42	51.58	59.91
7	Calculators	13.91	1922.00	0.00	0.00	1922.00	1792.90	17.96	0.00	1810.87	111.13	129.09
8	Fire Extinguishers	13.91	9710.00	0.00	0.00	9710.00	9169.57	75.17	0.00	9244.74	465.26	540.43
9	Fax Machine	13.91	30000.00	0.00	0.00	30000.00	28392.73	223.57	0.00	28616.30	1383.70	1607.27
10	Numbering Machine	13.91	640.00	0.00	0.00	640.00	593.39	6.48	0.00	599.87	40.13	46.61
11	Library											
	Furniture & Fixtures	18.10	63288.00	0.00	0.00	63288.00	60378.56	526.61	0.00	60905.17	2382.83	2909.44
	Computers	40.00	162950.00	0.00	0.00	162950.00	162904.03	18.39	0.00	162922.42	27.58	45.97
	Total of Part II (A)		7557436.62	0.00	1566310.71	5991125.91	7148849.38	57382.25	1494328.45	5711903.20	279222.71	408587.23

(B) Upgradation of CEPC Laboratory (under CIB Scheme)

1	Laboratory Equipments	13.91	9190730.00	0.00	345271.00	8845459.00	8366838.00	114603.30	315044.93	8166396.37	679062.63	823892.00
2	Furniture & Fixtures	18.10	470280.00	0.00	0.00	470280.00	443652.17	4819.63	0.00	448471.80	21808.20	26627.83
3	Refrigerator	13.91	32100.00	0.00	0.00	32100.00	28950.03	438.16	0.00	29388.19	2711.81	3149.97
4	Computers	40.00	55740.00	0.00	0.00	55740.00	55729.00	4.40	0.00	55733.40	6.60	11.00
5	Books	100.00	0	0.00	0.00	0.00	0	0.00	0.00	0	0.00	0.00
6	Uninterrupted Power Supply	13.91	182700.00	0.00	182700.00	0.00	168462.12	1980.49	170442.61	0.00	0.00	14237.88
7	Furniture & Interiors (Chem. Lab.)	18.10	601918.00	0.00	0.00	601918.00	574169.29	5022.52	0.00	579191.81	22726.19	27748.71
	Total of Part II (B)		10533468.00	0.00	527971.00	10005497.00	9637800.61	126868.50	485487.54	9279181.57	726315.43	895667.39

THE CASHEW EXPORT PROMOTION COUNCIL OF INDIA, KOLLAM-691 001

(A company Limited by Guarantee)

Cashew Bhavan, Mundakal, Kollam 691001

SCHEDULE FORMING PART OF BALANCE SHEET AS AT 31ST MARCH 2018

Sl. No.	Description	%	GROSS BLOCK (AT COST)				DEPRECIATION				Net Block	
			Original Cost	Addition during the year	Deductions	Total as on 31/3/2018	Depreciation upto 31/3/2017	Depreciation for the year	Deductions	Total Depreciation	as on 31/3/2018	as on 31/3/2017

(C) Upgradation of CEPC Laboratory (under KINFRA ASIDE Scheme)

1	Books	100.00	85758.00	0.00	0.00	0.00	85758.00	0.00	0.00	85758.00	0.00	0.00
2	Computers	40.00	189835.00	0.00	0.00	189835.00	189608.88	90.45	0.00	189699.33	135.67	226.12
3	Electrification	13.91	76049.00	0.00	0.00	76049.00	65714.94	1437.48	0.00	67152.42	8896.58	10334.06
4	Equipments	13.91	8991903.00	0.00	0.00	8770153.00	7561103.79	168178.77	0.00	7729282.56	1040870.44	1209049.21
5	Furniture	18.10	353500.00	0.00	0.00	353500.00	329040.77	4427.14	0.00	333467.91	20032.09	24459.23
6	Reference Standards	100.00	304336.00	0.00	0.00	0.00	304336.00	0.00	0.00	304336.00	0.00	0.00
Total of Part II (C)			10001381.00	0.00	0.00	9389537.00	8535562.38	174133.84	0.00	8709696.22	1069934.78	1244068.62

Part III - Training Centre

1	Plant & Machinery	13.91	844154.00	0.00	0.00	844154.00	795117.17	6821.06	0.00	801938.23	42215.77	49036.83
2	Furniture & Fittings	18.10	166525.00	0.00	0.00	166525.00	162733.96	686.18	0.00	163420.14	3104.86	3791.04
3	Computer & Accessories	40.00	368885.00	0.00	368885.00	0.00	368862.52	8.98	368871.50	0.00	0.00	22.48
Total of Part III			1379564.00	0.00	368885.00	1010679.00	1326713.65	7516.22	368871.50	965358.37	45320.63	52850.35

Part IV - Information Database

1	Computer & Accessories	40.00	1466205.00	0.00	390507.00	1075698.00	1465526.32	271.47	390213.60	1075584.19	113.81	678.68
2	Furniture	18.10	69422.00	0.00	0.00	69422.00	67585.84	332.35	0.00	67918.19	1503.81	1836.16
3	Uninterrupted Power Supply	13.91	135060.00	0.00	0.00	135060.00	128305.65	939.52	0.00	129245.17	5814.83	6754.35
Total of Part IV			1670687.00	0.00	390507.00	1280180.00	1661417.81	1543.34	390213.60	1272747.55	7432.45	9269.19

THE CASHEW EXPORT PROMOTION COUNCIL OF INDIA, KOLLAM-691 001

(A company Limited by Guarantee)

Cashew Bhavan, Mundakal, Kollam 691001

SCHEDULE FORMING PART OF BALANCE SHEET AS AT 31ST MARCH 2018

Sl. No.	Description	%	GROSS BLOCK (AT COST)				DEPRECIATION				Net Block	
			Original Cost	Addition during the year	Deductions	Total as on 31/3/2018	Depreciation upto 31/3/2017	Depreciation for the year	Deductions	Total Depreciation	as on 31/3/2018	as on 31/3/2017

Part V - Lab Other Assets - Tangible Assets (a)

1	Computer	40.00	373432.00	0.00	0.00	373432.00	360257.61	5269.74	0.00	365527.35	7904.65	13174.39
2	Computer Printer	40.00	49964.00	0.00	0.00	49964.00	45246.89	1886.85	0.00	47133.74	2830.26	4717.11
3	Fax Machine	13.91	7540.00	0.00	0.00	7540.00	5684.39	258.12	0.00	5942.51	1597.49	1855.61
4	Furniture & Fixtures	18.10	187238.00	0.00	0.00	187238.00	132970.61	9822.39	0.00	142793.00	44445.00	54267.39
5	Lab Equipments	13.91	1533494.00	0.00	0.00	1533494.00	1012368.90	72488.49	0.00	1084857.39	448636.61	521125.10
6	Books	100.00	0.00	0.00	0.00	0.00	0.00	0.00	0.00	0.00	0.00	0.00
7	FTIR Equipments	13.91	1198898.00	0.00	0.00	1198898.00	817295.16	53080.96	0.00	870376.12	328521.88	381602.84
8	GCMS Kit	13.91	452975.00	0.00	0.00	452975.00	303894.73	20737.07	0.00	324631.80	128343.20	149080.27
9	UPS	13.91	285439.00	0.00	0.00	285439.00	238354.06	6549.51	0.00	244903.57	40535.43	47084.94
10	Forbes Vacuum Cleaner	13.91	6800.00	0.00	0.00	6800.00	3252.64	493.44	0.00	3746.08	3053.92	3547.36
11	Photocopier	13.91	72000.00	0.00	0.00	72000.00	46957.44	3483.42	0.00	50440.86	21559.14	25042.56
12	Building	5.00	700790.00	0.00	0.00	700790.00	222285.56	23925.22	0.00	246210.78	454579.22	478504.44
13	Bioethanol Project - Assets											
	Furniture & Fixtures	18.10	78457.00	0.00	0.00	78457.00	55467.83	4161.04	0.00	59628.87	18828.13	22989.17
	Lab Equipments	13.91	301772.00	0.00	0.00	301772.00	170695.46	18232.74	0.00	188928.20	112843.80	131076.54
	Computer	40.00	41864.00	0.00	0.00	41864.00	38879.03	1193.98	0.00	40073.03	1790.97	2984.95
	Books	100.00	37421.00	0.00	0.00	37421.00	37421.00	0.00	0.00	37421.00	0.00	0.00
14	Tubewell	13.91	98500.00	0.00	0.00	98500.00	24204.33	10334.53	0.00	34538.86	63961.14	74295.67
15	UV Inspection Cabinet	13.91	6300.00	0.00	0.00	6300.00	36.01	871.32	0.00	907.33	5392.67	6263.99
16	Books	100.00	69278.00	0.00	0.00	69278.00	0.00	0.00	0.00	0.00	0.00	0.00
17	Heating Mantle	13.91	0.00	4721.00	0.00	4721.00	0.00	557.74	0.00	557.74	4163.26	0.00
18	Electronic Balance	13.91	0.00	48800.00	0.00	48800.00	0.00	4277.42	0.00	4277.42	44522.58	0.00
19	Electronic Digital Balance	13.91	0.00	19200.00	0.00	19200.00	0.00	856.09	0.00	856.09	18343.91	0.00
	Total of Part V		5502162.00	72721.00	0.00	5574883.00	3515271.65	238480.07	0.00	3753751.74	1751853.26	1917612.33

Part V - Lab Other Assets - Intangible Assets (b)

1	Tally Software	40.00	46190.00	0.00	0.00	46190.00	38810.33	2951.87	0.00	41762.20	4427.80	7379.67
	Total Part V (b)		46190.00	0.00	0.00	46190.00	38810.33	2951.87	0.00	41762.20	4427.80	7379.67
	Total Part V (A+B)		5548352.00	72721.00	0.00	5621073.00	3554081.98	241431.94	0.00	3795513.94	1756281.06	1924992.00

THE CASHEW EXPORT PROMOTION COUNCIL OF INDIA, KOLLAM-691 001

(A company Limited by Guarantee)

Cashew Bhavan, Mundakal, Kollam 691001

SCHEDULE FORMING PART OF BALANCE SHEET AS AT 31ST MARCH 2018

Sl. No.	Description	%	GROSS BLOCK (AT COST)				DEPRECIATION				Net Block	
			Original Cost	Addition during the year	Deductions	Total as on 31/3/2018	Deprecia- tion upto 31/3/2017	Deprecia- tion for the year	Deduc- tions	Total Deprecia- tion	as on 31/3/2018	as on 31/3/2017
Part VI - CASHEW BHAVAN BUILDING												
1	Land at Kollam	0.00	4105012.00	0.00	0.00	4105012.00	0.00	0.00	0.00	0.00	4105012.00	4105012.00
2	Building	5.00	55301359.00	0.00	0.00	55301359.00	21088606.33	1710637.61	0.00	22799243.94	32502115.06	34212752.67
3	Transformer	13.91	946377.00	0.00	0.00	946377.00	648183.98	41478.65	0.00	689662.63	256714.37	298193.02
4	Generator	13.91	1703520.00	0.00	0.00	1703520.00	1166759.54	74663.38	0.00	1241422.92	462097.08	536760.46
5	Air conditioner	13.91	2641270.00	0.00	0.00	2641270.00	1781555.05	119586.34	0.00	1901141.39	740128.61	859714.95
6	Pump Set	13.91	18514.00	0.00	0.00	18514.00	12680.45	811.45	0.00	13491.90	5022.10	5833.55
7	Water Heater	13.91	89000.00	0.00	0.00	89000.00	60957.08	3900.77	0.00	64857.85	24142.15	28042.92
8	Electrical fittings	13.91	819556.00	0.00	0.00	819556.00	539575.35	38945.30	0.00	578520.65	241035.35	279980.65
9	Exhaust Fan	13.91	76800.00	0.00	0.00	76800.00	51590.91	3506.58	0.00	55097.49	21702.51	25209.09
10	EPABX	13.91	96757.00	0.00	0.00	96757.00	64925.87	4427.71	0.00	69353.58	27403.42	31831.13
11	Telephone Hand Set	13.91	12960.00	0.00	0.00	12960.00	8661.79	597.88	0.00	9259.67	3700.33	4298.21
12	Water Treatment Plant	13.91	185831.00	0.00	0.00	185831.00	125043.79	8455.50	0.00	133499.29	52331.71	60787.21
13	Pedestal Fans	13.91	148646.00	0.00	0.00	148646.00	98275.19	7006.58	0.00	105281.77	43364.23	50370.81
14	Venetian Blinds	13.91	132009.00	0.00	0.00	132009.00	84276.93	6639.53	0.00	90916.46	41092.54	47732.07
15	Furniture & Fixtures	18.10	276261.00	0.00	0.00	276261.00	190926.45	15445.55	0.00	206372.00	69889.00	85334.55
Total of Part VI			66553872.00	0.00	0.00	66553872.00	25922018.71	2036102.83	0.00	27958121.54	38595750.46	40631853.29

Part VI A - CASHEW BHAVAN - OTHER ASSETS

16	LED Board (WN 1)	13.91	131841.00	0.00	0.00	131841.00	35207.11	13441.77	0.00	48648.88	83192.12	96633.89
17	On Line UPS AETS 7500/180 V	13.91	60381.00	0.00	0.00	60381.00	19773.95	5648.44	0.00	25422.39	34958.61	40607.05
18	Panasonic Digital Cordless Phone	13.91	2300.00	0.00	0.00	2300.00	663.57	227.63	0.00	891.20	1408.80	1636.43
19	PA systems for Cashew Bhavan	13.91	113950.00	0.00	0.00	113950.00	32875.53	11277.46	0.00	44152.99	69797.01	81074.47
20	Pedestal Fan for Kochi Office	13.91	2185.00	0.00	0.00	2185.00	626.69	216.76	0.00	843.45	1341.55	1558.31
21	Starter Battery for Generator	13.91	26000.00	0.00	0.00	26000.00	7347.00	2594.63	0.00	9941.63	16058.37	18653.00
22	Tubular Battery HYTT	13.91	116376.00	0.00	0.00	116376.00	38111.54	10886.59	0.00	48998.13	67377.87	78264.46
23	Trunk	13.91	1900.00	0.00	0.00	1900.00	648.52	174.08	0.00	822.60	1077.40	1251.48
24	Biometric Attendance Machine	13.91	15000.00	0.00	0.00	15000.00	5897.18	1647.61	0.00	7544.79	7455.21	9102.82
25	Aquaguard Water Purifier	13.91	22990.00	0.00	0.00	22990.00	8926.75	2545.45	0.00	11472.20	11517.80	14063.25
26	Additions to Building	5%	0.00	484825.00	0.00	484825.00	0	14013.43	0.00	14013.43	470811.57	0
Total of Part VI			492923.00	484825.00	0.00	977748.00	150077.84	62673.85	0.00	212751.69	764996.31	342845.16
Total of Part VI + VI(A)			67046795.00	484825.00	0.00	67531620.00	26072096.55	2098776.68	0.00	28170873.23	39360746.77	40974698.45

THE CASHEW EXPORT PROMOTION COUNCIL OF INDIA, KOLLAM-691 001

(A company Limited by Guarantee)

Cashew Bhavan, Mundakal, Kollam 691001

SCHEDULE FORMING PART OF BALANCE SHEET AS AT 31ST MARCH 2018

Sl. No.	Description	%	GROSS BLOCK (AT COST)				DEPRECIATION				Net Block	
			Original Cost	Addition during the year	Deductions	Total as on 31/3/2018	Deprecia- tion upto 31/3/2017	Deprecia- tion for the year	Deduc- tions	Total Deprecia- tion	as on 31/3/2018	as on 31/3/2017
Part VII - ASIDE - UPGRADEATION OF LAB. - TANGIBLE ASSETS (a)												
1	(Biotechnology Division) Top Loading Balance	13.91%	72413.00	0.00	0.00	72413.00	37714.58	4826.55	0.00	42541.13	29871.87	34698.42
2	Agarose Gel Electrophoresis unit with accessories	13.91%	99600.00	0.00	0.00	99600.00	51749.19	6656.05	0.00	58405.24	41194.76	47850.81
3	Stereo Microscope with accessories	13.91%	789531.00	0.00	0.00	789531.00	398316.76	54417.90	0.00	452734.66	336796.34	391214.24
4	Sonicator with accessories	13.91%	299623.00	0.00	0.00	299623.00	151096.46	20660.04	0.00	171756.50	127866.50	148526.54
5	Hybridization Apparatus with accessories	13.91%	353797.00	0.00	0.00	353797.00	176860.48	24611.87	0.00	201472.35	152324.65	176936.52
6	Gel Documentation System with accessories	13.91%	462000.00	0.00	0.00	462000.00	230950.35	32139.01	0.00	263089.36	198910.64	231049.65
7	RTPCR with accessories	13.91%	3181108.00	0.00	0.00	3181108.00	1563575.26	224998.80	0.00	1788574.06	1392533.94	1617532.74
			5258072.00	0.00	0.00	5258072.00	2610263.08	368310.22	0.00	2978573.30	2279498.70	2647808.92
1	(Microbiology) Hot Air Oven	13.91%	98251.50	0.00	0.00	98251.50	48930.08	6860.61	0.00	55790.69	42460.81	49321.42
2	Water Bath with accessories	13.91%	106177.00	0.00	0.00	106177.00	52877.05	7414.02	0.00	60291.07	45885.93	53299.95
3	Serological Water Bath	13.91%	43260.00	0.00	0.00	43260.00	22277.37	2918.68	0.00	25196.05	18063.95	20982.63
4	Laminar Chamber	13.91%	193830.00	0.00	0.00	193830.00	98882.38	13207.21	0.00	112089.59	81740.41	94947.62
5	Air Sampler	13.91%	363200.00	0.00	0.00	363200.00	184374.12	24874.68	0.00	209248.80	153951.20	178825.88
6	BOD Incubator	13.91%	381060.00	0.00	0.00	381060.00	200141.19	25165.81	0.00	225307.00	155753.00	180918.81
7	Table Top Shake Incubator (Bacteriological Incubator)	13.91%	186345.00	0.00	0.00	186345.00	97872.54	12306.52	0.00	110179.06	76165.94	88472.46
8	INC Bacteriological Incubator	13.91%	266060.00	0.00	0.00	266060.00	139740.63	17571.02	0.00	157311.65	108748.35	126319.37
9	Magnetic Stirrer	13.91%	22000.00	0.00	0.00	22000.00	11361.46	1479.82	0.00	12841.28	9158.72	10638.54
10	Autoclave + Servo Stabilizer	13.91%	167494.00	0.00	0.00	167494.00	86428.82	11276.17	0.00	97704.99	69789.01	81065.18
11	Electronic Balance	13.91%	132869.00	0.00	0.00	132869.00	68756.62	8918.03	0.00	77674.65	55194.35	64112.38
12	Top Loading Balance	13.91%	72413.00	0.00	0.00	72413.00	37714.58	4826.55	0.00	42541.13	29871.87	34698.42
13	pH Meter	13.91%	49555.00	0.00	0.00	49555.00	26100.00	3262.59	0.00	29362.59	20192.41	23455.00
14	Automated System for Screening & Identification of Microbes-Tempo, Vidas, Vitek, etc.	13.91%	7513266.00	0.00	0.00	7513266.00	3938270.53	497281.87	0.00	4435552.40	3077713.60	3574995.47
15	Bacteriological Incubator (Orbital Shaker)	13.91%	163840.00	0.00	0.00	163840.00	86052.42	10820.25	0.00	96872.67	66967.33	77787.58
16	Refrigerator - 170 Ltr	13.91%	109242.00	0.00	0.00	109242.00	56027.09	7402.19	0.00	63429.28	45812.72	53214.91
			9868862.50	0.00	0.00	9868862.50	5155806.88	655586.02	0.00	5811392.90	4057469.60	4713055.62

THE CASHEW EXPORT PROMOTION COUNCIL OF INDIA, KOLLAM-691 001

(A company Limited by Guarantee)

Cashew Bhavan, Mundakal, Kollam 691001

SCHEDULE FORMING PART OF BALANCE SHEET AS AT 31ST MARCH 2018

Sl. No.	Description	%	GROSS BLOCK (AT COST)				DEPRECIATION				Net Block	
			Original Cost	Addition during the year	Deduc-tions	Total as on 31/3/2018	Deprecia-tion upto 31/3/2017	Deprecia-tion for the year	Deduc-tions	Total Deprecia-tion	as on 31/3/2018	as on 31/3/2017
(Chemistry)												
1	Gas Chromatograph	13.91%	2853188.00	0.00	0.00	2853188.00	1465707.63	192998.52	0.00	1658706.15	1194481.85	1387480.37
2	High Performance Liquid Chromatograph	13.91%	4895005.00	0.00	0.00	4895005.00	2532026.85	328690.26	0.00	2860717.11	2034287.89	2362978.15
3	Automic Absorption Spectrometer	13.91%	4046158.00	0.00	0.00	4046158.00	2028573.23	280646.04	0.00	2309219.27	1736938.73	2017584.77
4	Rotary Flash Evaporator	13.91%	497840.00	0.00	0.00	497840.00	261372.43	32892.64	0.00	294265.07	203574.93	236467.57
5	Humidity Chamber	13.91%	435942.00	0.00	0.00	435942.00	225863.65	29221.90	0.00	255085.55	180856.45	210078.35
6	Moisture Analyzer	13.91%	345534.00	0.00	0.00	345534.00	156888.96	26240.53	0.00	183129.49	162404.51	188645.04
7	BOD Incubator	13.91%	41220.00	0.00	0.00	41220.00	21649.66	2722.23	0.00	24371.89	16848.11	19570.34
8	Hot Air Oven	13.91%	98251.50	0.00	0.00	98251.50	48930.08	6860.61	0.00	55790.69	42460.81	49321.42
9	Water Bath	13.91%	106177.00	0.00	0.00	106177.00	52877.05	7414.02	0.00	60291.07	45885.93	53299.95
10	UV-VIS Spectrophotometer	13.91%	1308923.00	0.00	0.00	1308923.00	673227.21	88425.28	0.00	761652.49	547270.51	635695.79
11	LC-MS-MS (Waters India Pvt Ltd	13.91%	17346312.00	0.00	0.00	17346312.00	8181077.52	1274884.12	0.00	9455961.64	7890350.36	9165234.48
12	Electronic Balance	13.91%	132869.00	0.00	0.00	132869.00	68756.62	8918.03	0.00	77674.65	55194.35	64112.38
13	pH Meter	13.91%	49555.00	0.00	0.00	49555.00	26100.00	3262.59	0.00	29362.59	20192.41	23455.00
14	Flame photometer	13.91%	86420.00	0.00	0.00	86420.00	44069.07	5891.01	0.00	49960.08	36459.92	42350.93
15	Refrigerator - 285 Ltr	13.91%	140454.00	0.00	0.00	140454.00	72034.84	9517.11	0.00	81551.95	58902.05	68419.16
			32383848.50	0.00	0.00	32383848.50	15859154.80	2298584.89	0.00	18157739.69	14226108.81	16524693.70
ASIDE GENERAL												
1	Furniture	18.10%	125200	0.00	0.00	125200.00	69847.65	10018.78	0.00	79866.43	45333.57	55352.35
2	Multimedia projector	40%	168938	0.00	0.00	168938.00	155801.38	5254.65	0.00	161056.03	7881.97	13136.62
3	UPS On Line system	40%	218484	0.00	0.00	218484.00	193265.47	10087.41	0.00	203352.88	15131.12	25218.53
4	Computer for LIMS	40%	171000	0.00	0.00	171000.00	151836.62	7665.35	0.00	159501.97	11498.03	19163.38
5	Computer for LIMS	40%	125592	0.00	0.00	125592.00	124096.35	598.26	0.00	124694.61	897.39	1495.65
6	Airconditioners	13.91%	410000	0.00	0.00	410000.00	208217.39	28067.96	0.00	236285.35	173714.65	201782.61
7	Erection of Tubewell		481119.00	0.00	0.00	481119.00	126513.20	66923.65	0.00	193436.85	287682.15	354605.80
			1700333.00	0.00	0.00	1700333.00	1029578.06	128616.06	0.00	1158194.12	542138.88	670754.94
	Total of Part VII (a)		49211116.00	0.00	0.00	49211116.00	24654802.82	3451097.19	0.00	28105900.01	21105215.99	24556313.18
Part VII - ASIDE - UPGRADATION OF LAB. - INTANGIBLE ASSETS (B)												
	(Microbiology)											
	LIMS Software	13.91%	824104.00	0.00	0.00	824104.00	421624.29	55984.93	0.00	477609.22	346494.78	402479.71
	Total of Part VII (b)		824104.00	0.00	0.00	824104.00	421624.29	55984.93	0.00	477609.22	346494.78	402479.71
	Total of Part VII (a + b)		50035220.00	0.00	0.00	50035220.00	25076427.11	3507082.12	0.00	28583509.23	21451710.77	24958792.89

THE CASHEW EXPORT PROMOTION COUNCIL OF INDIA, KOLLAM-691 001
(A company Limited by Guarantee)

SIGNIFICANT ACCOUNTING POLICIES

1. Revenue Recognition

- a) The Council follows accrual system of accounting based on historical cost concept in relation to its income and expenditure except subscription to the Council's publications, sale of publications and fees from training course conducted at CEPC Lab at Kollam.
- b) The Council is an organization working on "No Profit- No Loss" basis. The trade contribution received each year is regularly treated as an advance which is utilised to meet the working expenses of the year to the extent required and the balance is carried over to the following year.
- c) Full amount of entrance fee and subscription from members are taken as income of the Council.

2. Retirement benefit

- a) Contribution to recognized Provident Fund Scheme, which is, defined contribution scheme is charged to profit and loss account. The above scheme is treated as defined contribution plan since the council has no further obligation beyond making the contributions.
- b) The Council is covered under Group Gratuity Scheme of Life Insurance Corporation of India for future payments of gratuity as determined on actuarial basis by Life Insurance Corporation of India. The Contribution for the year is charged to statement of Income and Expenditure. The shortfall in the fund, if any, compared to gratuity liability arrived at on actuarial basis by LIC is provided for every year.
- c) Compensation towards paid leave is considered in accounts in accordance with the relevant Accounting Standard(s). However, the same is not provided for year to year on estimate.

3. Fixed Assets

Fixed assets disclosed in the accounts are stated at historical cost and reduced by depreciation till date. All cost relating to the acquisition and installation of fixed assets have been capitalized.

4. Depreciation

Fixed assets have been depreciated at the same rates as in preceding year on WDV basis recognizing the useful life of assets. Depreciation on additions during the year is charged on pro-rata basis.

5. Inventories

Stocks of chemicals and controlled items have been valued at lower of cost or market price.

6. Foreign Exchange (AS 11)

Transactions on expenditure and earnings in foreign currency are translated using the exchange rate as per bank advice on the dates of respective transactions.

7. Government Grants

Grant relating to the depreciable fixed assets has been treated as deferred income and is recognized in the Income and Expenditure account on a systematic and rational basis over the useful life of the assets in proportion in which depreciation on the assets is charged as per Accounting Standard-12 issued by ICAI.

Grant from Government of India towards reimbursement of expenses actually incurred on any export promotion activities in a financial year is recognized as income in the year in which it is sanctioned by the Competent Authority.

8. Contingent Liability

Provisions involving substantial degree of estimation in measurement are recognized when there is a present obligation as a result of past events and it is probable that there will be an outflow of resources. Contingent assets are neither recognized nor disclosed in the financial statements. The Contingent Liabilities, if material, are disclosed by way of notes.

9. Deferred Tax

As the Council is a no-profit –no-loss organization registered under Section 8 of the Companies Act 2013, it is not assessed to tax. Hence, the deferred Tax asset/liability as stipulated in AS-22- Accounting for Taxes, issued by the Institute of Chartered Accountants of India is not applicable to the council.

For K. Venkatachalam Aiyer & Co.
Chartered Accountants
F.No. 0046105

**On behalf of the Committee of
 Administration**

Sd/-

CA. T V. HARIHARAN
 Partner
 (M.No. 20092)

Sd/-

Dr. R.K. BHOODES
 Chairman

Sd/-

S. KANNAN
 Executive Director &
 Secretary

Sd/-

Dr. Noordeen Abdul
 Member
 Committee of
 Administration

Kollam - 691001
 Date : 03.09.2018

GLIMPSES INTO KAJU INDIA 2017-GLOBAL CASHEW SUMMIT, EVENTS, CONVENTIONS, MEETINGS, SEMINARS, WORKSHOP & FAIRS



Shri. P. Sundaran, Chairman releasing the first copy of KAJU INDIA 2017 brochure



Receiving the Golden Nut Award for Lifetime achievement by Mr. Pralap Nair on behalf of Shri Ravindranathan Nair, M/s. Vijaylaxmi Cashew Co., Kollam



Kaju India 2017 Promotional Meet with KCMA members, Mangalore



GST Seminar in Kollam



Participants at GST Seminar in Kollam



Inauguration of renovated Reception at Cashew Bhavan, Kollam



Workshop on Advance Tools of Biostatistics by CEPCL Laboratory & Research Institute, Kollam



Shri. P. Sundran, Chairman at the General Body Meeting of the OCPA, Odisha



62nd AGM of the Council at Kollam



Shri. Manohar Parikar, Hon'ble Chief Minister of Goa inaugurating KAJU INDIA 2017 at Goa



Address by honourable Ministers of Government of India, Goa, Maharashtra, Kerala, M.P., Chirman & Vice Chairman at Kaju India 2017, Goa



Releasing the findings of Clinical Research Study conducted by CEPCL by Shri. Suresh Prabhu, Hon'ble Union Minister of Commerce & Industries, Govt. of India



Shri. Manohar Parikar, Hon'ble Chief Minister of Goa visiting the exhibition venue at Kaju India 2017



Shri. Jaison G Oommen, M/s. St.Mary's Cashew Factory, Puthoor receiving FIEO Regional Export Award from Shri Venkaiiah Naidu, Hon'ble Vice President of India

GLIMPSES INTO KAJU INDIA 2017-GLOBAL CASHEW SUMMIT, EVENTS, CONVENTIONS, MEETINGS, SEMINARS, WORKSHOP & FAIRS



Shri. Santhosh Kumar Sarangi, Joint Secretary, MoCI with members in CEPCI stall at ANUGA Fair, Cologne, Germany



Members of CEPCI with Buyer at ANUGA Fair, Cologne, Germany



Shri. Alok Vardhan, DGFT at the Stake Holders Meeting at Trivandrum



CEPCI Delegation to West African countries (Ivory Coast & Ghana)



Meeting with Shri Suresh Prabhu, Hon'ble Union Minister of Commerce & Industry at New Delhi



Interactive Session by Cochin Customs & FIEO at Kochi



Mr. Santhosh Kumar Sarangi, Joint Secretary at CEPCI Stall at Indus Food 2018, New Delhi



CEPCI at Diplomatic Conclave from African Nations jointly organised by Govt. of India and Govt. of Kerala



Shri Narendra Modi, Hon'ble Prime Minister of India with members of Policy Making Committee on Trade & Export of Agriculture Product.



Dr. R.K. Bhooles, Chairman at the National Conference organised by DCCD at Odisha.



Shri. K. Raveendranath, Education Minister, Govt. of Kerala handing over the MoU to the Scientists of CEPCI Laboratory & Research Institute, Kollam.



CEPCI at Gulfood 2018 Fair, Dubai



CEPCI at Foodex Fair, Tokyo, Japan



Participants of HACCP-HACCP Level-3 Training cum Workshop by CEPCI Laboratory & Research Institute

CEPCI Laboratory & Research Institute

*Committed to assure the highest level of
confidence in Indian Cashews*



Reliability

Precision

Timeliness

The ISO / IEC 17025 : 2005 accredited CEPCI Laboratory tests cashews and other food products for Chemical Residues, Heavy Metals, Allergens, Genetically Modified Organisms, Toxins and Microbes with State-of-the-art equipment including LC-MS/MS, GC-MS/MS, HPLC, AAS, RT-PCR and Fully Automated Microbial Analysis Systems using double-blind protocols and procedures as prescribed by the Indian FSA, the US FDA, the European FSA and the Codex Alimentarius Commission.



Contact us at cepcilab@cashewindia.org
for your cashew testing requirements





दि काष्णू एक्स्पोर्ट प्रमोशन कौणसिल ओफ इण्डिया
THE CASHEW EXPORT PROMOTION COUNCIL OF INDIA

Regd. Office : Cashew Bhavan, Mundakkal, Kollam-691 001, Kerala, India
Tel : +91 474 2742704, 2742504, Email : cepci@cashewindia.org
Website : www.cashewindia.org