

वार्षिक रिपोर्ट -  
<sup>th</sup>  
**58 ANNUAL REPORT**  
**2012 - 2013**



दि काष्णू एक्स्पोर्ट प्रमोशन कौणसिल ओफ इण्डिया  
The Cashew Export Promotion Council of India



# **ANNUAL REPORT AND ACCOUNTS**

**2012 - 2013**



**THE CASHEW EXPORT PROMOTION COUNCIL OF INDIA**

**Regd. Office :** Cashew Bhavan, Mundakkal, Kollam - 691 001, Kerala, India.

**Tel :** +91-474-2742704, 2742504, **Fax :** 91-474-2749973

**E-mail :** [cepci@cashewindia.org](mailto:cepci@cashewindia.org) / [cepci.kollam@cashewindia.org](mailto:cepci.kollam@cashewindia.org)

**Website :** [www.cashewindia.org](http://www.cashewindia.org)

## THE CASHEW EXPORT PROMOTION COUNCIL OF INDIA

Members of the Committee of Administration  
as on 31-3-2013

- 
- |     |   |               |
|-----|---|---------------|
| 1.  | Shri Hari Krishnan R. Nair<br>M/s. Western India Cashew Co. Pvt. Ltd.<br>P.B. No. 75, Opp. Collector's Bungalow<br>Beach Road, Kollam – 691 001, Kerala | Chairman      |
| 2.  | Shri Anu S. Pillai<br>M/s. Anu Cashews<br>P. B. No. 53, Parameswar Nagar<br>Kollam – 691 001, Kerala  | Vice-Chairman |
| 3.  | Shri T.K. Shahal Hassan Musaliar<br>M/s. TKM Agro Ltd.<br>113/3, Mathapur Road<br>Kaniyur, Coimbatore – 641 659 Tamil Nadu                              | Member        |
| 4.  | Shri Walter D' Souza<br>M/s. Fernandes Brothers<br>P.O. Box, 902, Kulshekar<br>Mangalore – 575 005, Karnataka   | do            |
| 5.  | Shri Babu Oommen<br>M/s. Alphonsa Cashew Industries<br>Puthoor P.O., Kollam – 691 507 Kerala  | do            |
| 6.  | Shri R. Pratap Nair<br>M/s. Sunfood Corporation<br>P.B.No.115 , Kochuplamoodu,<br>Kollam-691 001, Kerala  | do            |
| 7.  | Shri A. Abdul Salam<br>M/s. A.S. Cashew Exporters<br>K.P. Road, Kilikolloor P.O. Kollam – 691 004, Kerala   | do            |
| 8.  | Shri G. Satheesh Nair<br>India Food Exports<br>P.B.No.100, Palms Dale, Mundakkal West,<br>Kollam – 691 001, Kerala                                      | do            |
| 9.  | Shri G. Krishnan Nair<br>M/s. Krishnan Food Processors<br>P.B. No. 101, Iyshawaria, Beach Road,<br>Kollam – 691 001, Kerala                             | do            |
| 10. | Shri M.A. Anzar<br>M/s. A. A. Nutts<br>Kilikolloor P.O., Kollam – 691 004, Kerala   | do            |
-

- |   |  |
|---|--|
| 11. Shri P. Sundaran<br>M/s. Sreelekshmi Cashew Company<br>Lakshimiprabha, Kadappakada<br>Kollam - 691 008, Kerala  | Member                                     |
| 12. Dr. S. Unnikrishnan<br>M/s. Kerala Nut Food Co.<br>P.B.No.80, Parameswar Nagar<br>Kollam - 691 001, Kerala  | do   |
| 13. Shri M.Ramakrishnan<br>M/s.Pratipa Cashews<br>80A/40, Lakshmipathi Nagar<br>Vadakkailasam, Panruti - 607 106, Tamil Nadu  | do   |
| 14. Shri Dinesh Chandran<br>M/s. Chandra Cashew Factory<br>Chandanathope P.O.<br>Kollam - 691 014, Kerala   | do   |
| 15. Shri K.Pramod Kamath<br>M/s. K.Subraya Anantha Kamath & Sons<br>Adkathbail, Kasaragod - 671 121, Kerala   | do   |
| 16. Shri Ajit B. Chavan<br>Deputy Secretary<br>Export Promotion- Agriculture Division<br>Ministry of Commerce & Industry,<br>#224D, Udyog Bhavan, New Delhi - 110 107 | do   |
| 17. Shri Venkatesh N. Hubballi<br>Director, Directorate of Cashewnut &<br>Cocoa Development<br>Kera Bhavan, SRV High School Road<br>Cochin-682 011.                   | do   |
| 18. Dr. K.A. Rethesh<br>Managing Director<br>The Kerala State Cashew<br>Development Corporation Ltd.<br>P.B. No. 13, Mundakkal, Kollam - 691 001                      | do   |
| 19. Shri K. Sasi Varma<br>CEPCI, Cashew Bhavan, Mundakkal,<br>Kollam-691 001  | Member &<br>Executive Director & Secretary |

#### **Auditors**

M/s. Argee & Co.  
Chartered Accountants  
Warriam Road  
Cochin - 682 016

#### **Bankers**

State Bank of India, Cochin-682 031  
Indian Bank, Cochin-682 035  
Canara Bank, Cochin-682 016  
Indian Bank, Quilon - 691 001  
Bank of Baroda, Quilon - 691 001





## HIGHLIGHTS

- The export earnings from cashew and allied products during the year 2012-2013 were Rs. 4046 Cr. (US \$ 747 Mln).
- According to the data received from DGCI & S, Kolkata compiled by the Council, the export of cashew kernels during 2012-2013 was 1,00,105 MT valued at Rs. 4046.23 Cr. (US \$ 747 Mln.) as against 1,30,869 MT. valued at Rs. 4383.82 Cr. (US \$ 916 Mln.) exported during 2011-12.
- The export of cashew nut shell liquid from India during 2012-13 was 9,192 MT valued at Rs. 29.84 Cr. (US \$ 6 Mln). The export of cashew nut shell liquid during 2011-12 was 13,528 MT valued at Rs. 59.46 Cr. (US \$ 12.4 Mln).
- The registered office of the Council was shifted to Cashew Bhavan, Kollam during the year.
- The Council started enrolling Associate Members to bring more cashew processors into exports.
- The total membership in the Council as on 31-3-2013 was 217 including associate members.
- 'Cashewotsavam' a meeting of all stake holders of cashew in the country along with Cashew Machinery Expo was organized at Kollam in September 2012.
- The first Logistic meet for Cashew, 'LOGISTIKAJU' was organized at Kollam during March 2013 to enable the exporters plan their raw cashew nut imports and Cashew kernels export shipment scheduled operations.
- During 2012-13, the Council participated in 3 international exhibitions, two trade delegations and attended three International Conferences. Council also organized two BSMs abroad.
- For the first time in the history of CEPCI, Council organized 'Cashew Pavilion' in two International fairs viz. SIAL & Gulfood 2013. Council members exhibited in individual stalls under the CEPCI pavilion.
- A sum of Rs 18,79,907/- was reimbursed to 27 member exporters towards participation in international fairs, trade delegations, etc. during 2012-13.
- A sum of Rs. 50 lakhs was released to 18 member exporters as grant-in-aid for the Modernization & Diversification under the Five Year Plan Schemes.
- The Council received 156 Trade Enquiries at its office during 2012-13 which were circulated among Council members.
- The CEPC Laboratory & Technical Division, Kollam analyzed 4373 samples during 2012-13.
- The CEPC laboratory was recognized as an Approved Research Centre for Doctoral research by Kannur University and University of Kerala.





## **REPORT OF THE COMMITTEE OF ADMINISTRATION ON THE PROCEEDINGS OF THE COMMITTEE AND ON THE ACTIVITIES OF THE COUNCIL FOR THE YEAR ENDED 31<sup>ST</sup> MARCH 2013**

### **I. EXPORT PERFORMANCE**

#### **1.1. General**

- 1.1.1 As per the export-import statistics published by the DGCI&S, Kolkatta, the share of agricultural products in the total export earnings of the country during 2012-13 (April 2012 to March 2013) is 7.46% and cashew kernels ranked 11<sup>th</sup> among them contributing 3.34%. This accounted to 0.25% of the total foreign exchange earnings of the country through exports.
- 1.1.2 According to DGCI&S final figures, the total export of cashew kernels from India during 2012-13 was 1,00,105 M.T. valued at Rs.4046.23 Cr. (US \$ 747 Mln). It showed a decrease of 23.51 % in quantity, 7.70% in value in rupee terms and a 18.44% in US \$ terms in comparison with the export of 1,30,869 M.T. cashew kernels valued at Rs. 4383.82 Cr. (US \$ 916 Mln) during 2011-2012.
- 1.1.3 The export of cashewnut shell liquid / Cardanol from India during April to March 2013 was 9,192 M.T. valued at Rs. 29.84 Cr. (US \$ 6 Mln.). There was a decrease of 32.05% in quantity, 49.82% in value in

Rupee terms and 55.58% in US \$ terms compared to the export of 13,528 MT of Cashew Nut Shell Liquid valued at Rs. 59.46 Cr. (US \$ 12.40 Mln.) during 2011-2012.

- 1.1.4 Due to the centralization of export/import data in various Custom Houses, we have not been receiving data from the Customs Houses regularly. Hence trade statistics compiled from Customs data are not included.

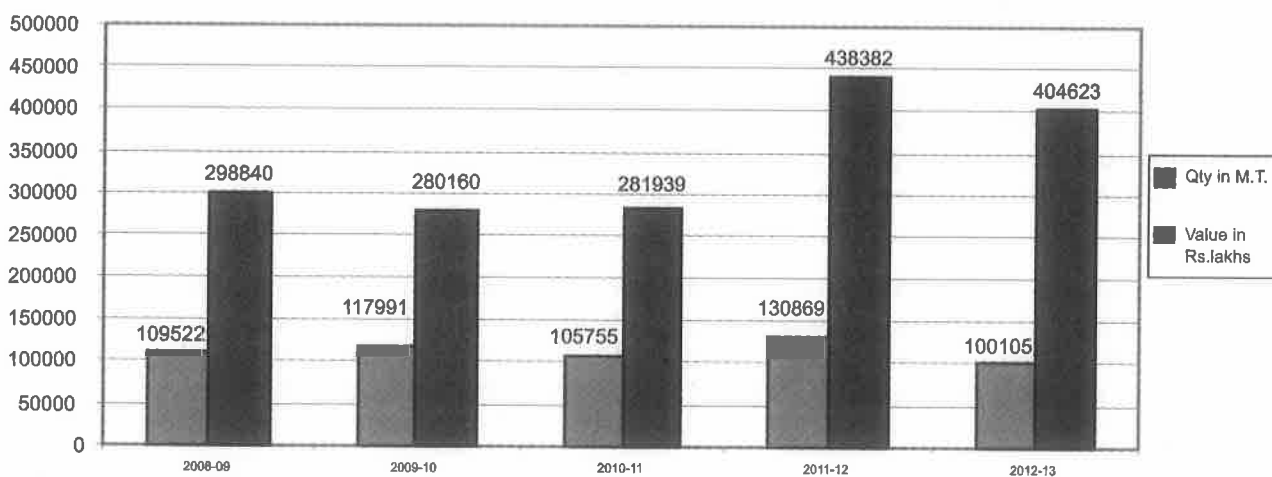
## 2. EXPORT OF CASHEW KERNELS FROM INDIA

Exports of Cashew Kernels from India during the last three financial years were :

Year	Quantity M. T.	Value Rs.Crores	Value US \$ Mlns.
2010-2011	105755	2819.39	619
2011-2012	130869	4383.82	916
2020-2013	100105	4046.23	747

Source : DGCI&S, Kolkata

## EXPORT OF CASHEW KERNELS FROM INDIA ( 2008-2009 to 2012-2013)



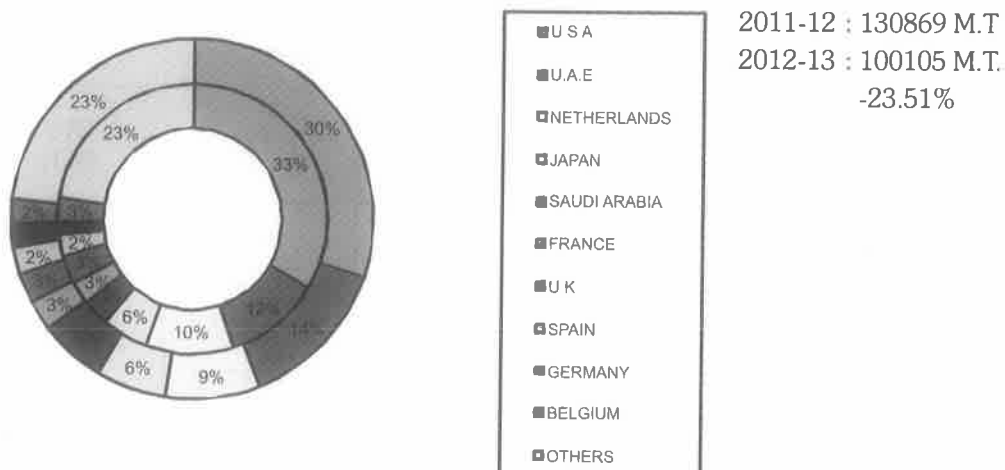
**2.1** The export of cashew kernels to major markets were as under :

### EXPORT OF CASHEW KERNELS FROM INDIA DURING 2010-2011 TO 2012-2013

Countries	2010-2011		2011-2012		2012-2013	
	QTY (M.T)	Value (Rs. Crs)	QTY (M.T)	Value (Rs. Crs)	QTY (M.T)	Value (Rs. Crs)
U.S.A	35236	911.31	47611	1470.47	30106	1236.17
U.A.E	12295	393.31	14173	606.11	13625	550.18
Netherlands	11178	289.02	11515	365.56	8589	341.24
Japan	5944	159.16	7055	237.45	6370	274.10
Saudi Arabia	3386	107.53	5135	207.01	5862	231.34
France	3623	90.12	3461	109.10	2847	112.00
U.K	2798	71.76	3717	109.45	2642	102.47
Spain	2634	69.14	3398	111.45	2349	89.90
Germany	1739	41.54	2814	90.39	2249	86.64
Belgium	2986	72.47	2463	85.25	2092	101.14
Singapore	1692	41.31	1893	57.51	1632	64.71
Algeria	221	6.33	1055	42.15	1357	46.94
Egypt	1184	37.72	1138	50.60	1321	52.65
Kuwait	1001	31.19	1147	50.26	1283	55.23
Korea Rep.	717	20.25	992	34.92	1225	52.93
Malaysia	515	12.87	749	20.97	1215	46.41
Greece	1311	35.36	1496	50.91	1177	46.26
Thailand	733	21.57	1477	46.93	1080	45.10
Iran	73	2.47	738	27.22	889	35.38
Italy	1194	29.11	1771	55.76	803	32.42
Russia	484	13.53	1379	40.88	768	28.01
Canada	678	16.53	1227	35.88	746	26.81
Jordan	1093	31.07	867	36.71	705	31.93
Korea Dp.Rp.	205	5.45	344	10.09	677	27.85
Norway	727	19.09	844	26.04	624	23.56
Others	12108	290.18	12412	404.77	7873	304.85
<b>Total</b>	<b>105755</b>	<b>2819.39</b>	<b>130869</b>	<b>4383.82</b>	<b>100105</b>	<b>4046.23</b>

Source : DGCI & S, Kolkotta

## EXPORT OF CASHEW KERNELS FROM INDIA TO MAJOR COUNTRIES DURING 2011-12 & 2012-13



Outside segment based on 2012-13, inside on 2011-12.

### 2.2. Major Markets for cashew kernels

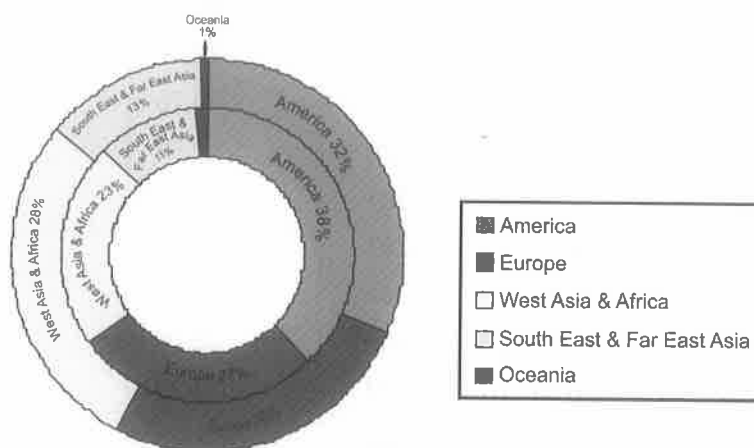
- 2.2.1. The major markets for Indian cashew kernels during 2012-2013 were USA, U.A.E, Netherlands, Japan, Saudi Arabia, France, U.K., Spain, Germany, etc.. There was considerable increase in the exports to countries like Saudi Arabia, Korea, Iran, Malaysia, Korea Dp.Rp., etc.

### 2.3. Export of cashew kernels to different zones:

- 2.3.1. Out of the total quantity of cashew kernels exported during 2012-2013, 31.28% were to American Zone. European Zone accounted for 26.15%, West Asian Zone for 25.46%, South East & Far East Asian Zone for 13.45%, Oceanic Zone for 0.72% and African Zone for 2.93%.

2.3.2.

### Export of Cashew Kernels to Different Regions 2011-12 & 2012-13



Outside segment based on 2012-13, inside on 2011-12

### 2.3.3. Export of cashew kernels from India to different zones

Zone	2011-12		2012-13		% Diff. (+/-)	
	Qty(MT)	Value (Rs.Crs.)	Qty(MT)	Value (Rs.Crs.)	Qty	Value
America	49436	1526.62	31309	1281.16	-36.67	-16.08
Europe	35371	1122.14	26175	1041.78	-26.00	-7.16
West Asia & Africa	29703	1208.44	28427	1136.39	-4.30	-5.96
South East & Far East Asia	14691	473.97	13460	561.37	-8.38	18.44
Oceania	1657	52.45	719	25.4	-56.61	-51.57

Source : DGCI & S, Kolkata

### 2.4. Export of Roasted & Salted / Value Added Cashew Kernels from India

- 2.4.1. Now a days, the export of valued added cashew kernels from India shows an increasing trend and export figures for these for the last three years are given below:-

#### EXPORT OF ROASTED AND SALTED CASHE KERNELS FROM INDIA

	Qty(MT)	Value (Rs.Crs.)
2010-11	487	12.16
2011-12	1660	44.94
2012-13	1754	60.77

Source : DGCI & S, Kolkata

### 3. EXPORT OF CASHEW NUT SHELL LIQUID & CARDANOL

- 3.1. The export of Cashewnut Shell Liquid / Cardanol from India during 2012-2013 was 9,192 MT valued at Rs. 29.84 Cr. as against 13,528 MT valued at Rs.59.46 Cr. during 2011-2012.

#### EXPORT OF CASHEW NUT SHELL LIQUID & CARDANOL FROM INDIA DURING 2010-11 TO 2012-13

Countries	2010-11		2011-2012		2012-13	
	QTY (M.T)	Value (Rs. Crs)	QTY (M.T)	Value (Rs. Crs)	QTY (M.T)	Value (Rs. Crs)
USA	5374	12.05	7964	30.09	5021	11.77
Korea Rep.	1697	5.83	1274	6.20	1740	8.06
China	3142	8.39	1738	7.70	971	2.09
Japan	712	2.16	771	3.87	421	1.90
Taiwan	122	0.80	637	4.92	250	1.55
United Kingdom	0	0.00	123	0.50	200	0.86

Mexico	0	0.00	37	0.27	91	0.63
Slovenia	267	1.13	204	1.30	88	0.42
Singapore	153	0.99	119	1.04	85	0.59
Netherlands	11	0.09	61	0.56	80	0.78
Others	574	2.35	600	3.02	245	1.19
<b>Total</b>	<b>1205</b>	<b>33.77</b>	<b>1352</b>	<b>59.46</b>	<b>9192</b>	<b>29.84</b>

Source : DGCI & S, Kolkata

The major markets for CNSL were USA, Korea Rep., China, Japan, Taiwan and UK.

#### 4. PRODUCTION OF RAW CASHEWNUTS IN INDIA

- 4.1. India continued to be the largest producer of raw cashewnuts in the world. The other main producing countries are Vietnam, Brazil, Tanzania, Ivory Coast, Guinea Bissau, Mozambique, and Indonesia. According to estimates by DCCD, the production of raw cashewnuts in India during 2012-2013 was 7,28,474 M.T. as against the estimated production of 6,92,000 M.T. during 2011-2012.

##### Estimates of Indian Production of Raw Cashewnuts

A = Area in ha.

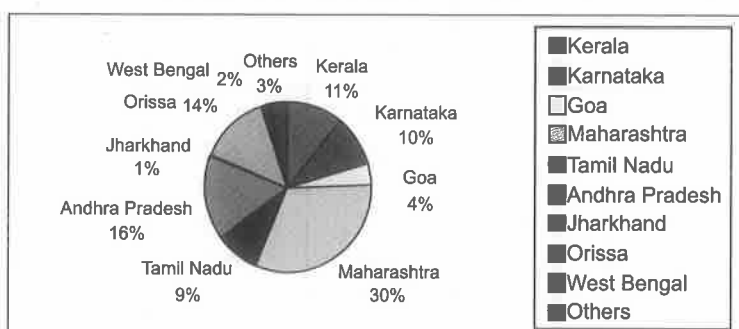
During 2010-2011 to 2012-2013

P = Production in M.T.

States	2010-2011			2011-2012			2012-2013		
	A	P	% Share of P	A	P	% Share of P	A	P	% Share of P
Maharashtra	181000	208000	31.85	183000	223000	32.23	184200	224640	30.84
Andhra Pradesh	183000	107000	16.39	184000	110000	15.90	183950	118144	16.22
Orissa	149000	91000	13.94	158000	97000	14.02	163910	100840	13.84
Kerala	78000	71000	10.87	83000	73000	10.55	84880	76960	10.56
Tamilnadu	135000	65000	9.95	136000	68000	9.83	136420	62400	8.57
Karnataka	119000	57000	8.73	121000	60000	8.67	121880	74640	10.25
Goa	56000	24000	3.68	58000	25000	3.61	57470	29950	4.11
West Bengal	11000	11000	1.68	-----	-----	-----	11000	12060	1.66
Jharkhand	-----	-----	-----	20000	5000	0.72	11500	4640	0.64
Others	33000	19000	2.91	48000	31000	4.48	27000	24200	3.32
<b>TOTAL</b>	<b>945000</b>	<b>653000</b>	<b>100.00</b>	<b>991000</b>	<b>692000</b>	<b>100.00</b>	<b>982210</b>	<b>728474</b>	<b>100.00</b>

Source : Directorate of Cashewnut & Cocoa Development, Cochin

##### PRODUCTION OF RAW CASHEWNUTS IN INDIA SHARE OF DIFFRENT STATES ( 2012-13)



## 5. IMPORT OF RAW CASHEWNUTS

- 5.1. The total raw cashew nuts imported into India during 2012-2013 was 8,92,365 MT valued at Rs.5331.74 Cr. and that during 2011-2012 was 8,09,825 M.T. valued at Rs.5338.64 Cr. The unit import price for raw cashewnut was Rs. 59.75/kg during 2012-2013 as against Rs. 65.92/kg during the previous year. (Source: DGCI&S, Kolkotta)
- 5.2. The major sources of raw cashew nut import were Ivory coast, Benin, Tanzania, Guinea Bissau, Ghana, Indonesia, etc.

## 6. IMPORT OF CASHEW KERNELS INTO INDIA

- 6.1. Cashew Kernels, plain as well as roasted & salted are being imported into India from other producing countries, since last few years. These are low priced/low quality cashew kernels and compete with our domestic industry. The Council has already taken up with the Govt. requesting to impose maximum (of 70% ) import duty for the same.
- 6.2. Import of cashew kernels into India during the last three years are :-

### IMPORT OF CASHEW KERNELS INTO INDIA

Year	Wholes		Brokens		Others		Total	
	Qty (MT)	Value (Rs.Cr.)	Qty (MT)	Value (Rs.Cr.)	Qty (MT)	Value (Rs.Cr.)	Qty (MT)	Value (Rs.Cr.)
2010-11	129	1.02	5272	34.26	0	0	5401	35.28
2011-12	373	11.56	1676	30.81	31	0.42	2080	42.79
2012-13	1343	28.07	4728	73.15	79	0.95	6150	102.17

Source : DGCI&S, Kolkatta

## 7. THE CASHEW EXPORT PROMOTION COUNCIL OF INDIA

### 7.1. Membership in the Council

- 7.1.1. As on 31<sup>st</sup> March 2013 the Cashew Export Promotion Council of India had 215 Ordinary Members and 9 Government Nominees making the total membership to 224. The total number of Associate Members is 2.

### 7.2. Annual General Meeting

- 7.2.1. The 57<sup>th</sup> Annual General Meeting of the Council was held on 7<sup>th</sup> September 2012 at Hotel Sea Palace, Mundakkal West, Kollam.
- 7.2.2. The Extra ordinary General Meeting (EGM) of the Council was held on 12<sup>th</sup> December 2012 at Cashew Bhavan in order to pass the amendments to Memorandum & Articles of Association and Rules & Regulations for Associate Membership in the Council.

### 7.3. Membership in the Committee of Administration

- 7.3.1. At the Annual General Meeting held on 7<sup>th</sup> September 2012, the following five members were elected against vacancies to the Committee of Administration for a period of 3 years.

1. Shri A. Abdul Salam
2. Shri Hari Krishnan R Nair
3. Shri G Krishnan Nair
4. Shri R Pratap Nair
5. Shri T.K. Shahal Hassan Musaliar



7.3.2. The Committee of Administration of the Council as on 31st March 2013 consisted of the following 19 members:-

1. Shri Hari Krishnan R. Nair  
M/s. Western India Cashew Co. Pvt. Ltd.  
P.B. No. 75, Opp. Collector's Bungalow  
Beach Road, Kollam – 691 001, Kerala
2. Shri Anu S. Pillai  
M/s. Anu Cashews  
P. B. No. 53, Parameswar Nagar  
Kollam – 691 001, Kerala
3. Shri T.K. Shahal Hassan Musaliar  
M/s. TKM Agro Ltd.  
113/3, Mathapur Road  
Kaniyur, Coimbatore – 641 659, Tamil Nadu
4. Shri Walter D' Souza  
M/s. Fernandes Brothers  
P.O. Box, 902, Kulshekar  
Mangalore – 575 005, Karnataka
5. Shri Babu Oommen  
M/s. Alphonsa Cashew Industries  
Puthoor P.O., Kollam – 691 507 Kerala
6. Shri R. Pratap Nair  
M/s. Sunfood Corporation  
PB.No.115 , Kochuplamoodu,  
Kollam-691 001, Kerala
7. Shri A. Abdul Salam  
M/s. A.S. Cashew Exporters  
K.P. Road, Kilikolloor P.O.  
Kollam – 691 004, Kerala
8. Shri G. Satheesh Nair  
India Food Exports  
PB.No.100, Palms Dale, Mundakkal West,  
Kollam – 691 001, Kerala
9. Shri G. Krishnan Nair  
M/s. Krishnan Food Processors  
P.B. No. 101, Iyshawaria,  
Beach Road, Kollam – 691 001, Kerala
10. Shri M.A. Anzar  
M/s. A.A.Nutts  
Kilikolloor, Kollam – 691 004, Kerala

11. Shri P. Sundaran  
M/s. Sreelekshmi Cashew Company  
Lakshimiprabha, Kadappakada  
Kollam - 691 008, Kerala
12. Dr. S. Unnikrishnan  
M/s. Kerala Nut Food Co.  
P.B.No.80, Parameswar Nagar  
Kollam - 691 001, Kerala
13. Shri M. Ramakrishnan  
M/s. Pratipa Cashews  
80A/40, Lakshmipathi Nagar  
Vadakailasam, Panruti - 607 106 Tamil Nadu
14. Shri Dinesh Chandran  
M/s. Chandra Cashew Factory  
Chandanathope P.O. Kollam - 691 014, Kerala
15. Shri K. Pramod Kamath  
M/s. K. Subraya Anantha Kamath & Sons  
Adkathbail, Kasaragod - 671 121, Kerala
16. Shri Ajit B. Chavan  
Deputy Secretary  
Export Promotion- Agriculture Division  
Ministry of Commerce & Industry,  
#224D, Udyog Bhavan, New Delhi - 110 107
17. Shri Venkatesh N. Hubballi  
Director, Directorate of Cashewnut & Cocoa Development,  
Kera Bhavan, SRV High School Road  
Cochin-682 011.
18. Dr. K.A. Retheesh  
Managing Director  
The Kerala State Cashew  
Development Corporation Ltd.  
P.B. No. 13, Mundakkal, Kollam - 691 001
19. Shri. K. Sasi Varma  
Executive Director & Secretary  
CEPCI, Kollam

7.3.3. Shri K. Sasi Varma continued as the Executive Director & Secretary of the Council during 2012-13.

#### **7.4. Chairman and Vice – Chairman**

- 7.4.1. At the meeting of the Committee of Administration of the Council held on 7<sup>th</sup> September 2012, Shri Hari Krishnan R. Nair of M/s. Western India Cashew Co. Pvt. Ltd, Kollam was unanimously re-elected as

Chairman and Shri Anu S. Pillai of M/s. Anu Cashews, Kollam was unanimously re-elected as Vice-Chairman of the Council for a term of one year each.

#### **7.5. Meetings of the Committee of Administration**

7.5.1. During the year 2012-2013, there were 14 meetings of the Committee of Administration.

#### **7.6. Panels**

7.6.1. The following Panels helped the Committee of Administration to transact the business expeditiously:-

- i. Panel for Finance, Staff matters & Administration
- ii. Panel for Export Promotion
- iii. Panel for Cashew Trade
- iv. Panel for Science & Technology, Laboratory Matters & Quality Assurance
- v. Panel for Printing & Publicity
- vi. Panel for Major Purchases & Building
- vii. Panel for Interaction with Developmental Agencies
- viii. Panel for Membership

### **8. EXPORT/IMPORT POLICY**

#### **8.1. Export of Cashew Kernels and Cashew Nut Shell Liquid & Cardanol**

8.1.1. Export of Cashew Kernels, CNSL and Cardanol could be carried out by any person having an IE Code. Cardanol continued to be included in list of items under Minor Forest Produce.

#### **8.2. Export Incentives**

- 8.2.1. The Duty Drawback rate remained at 1% of FOB value.
- 8.2.2. VKGUY for Cashew Kernels, CNSL and Cardanol continued to be the same as 5% of FOB value.
- 8.2.3. The Council continued its efforts for increase in the VKGUY rates for value added cashews.

### **9. PRODUCTION DEVELOPMENT**

- 9.1. The Council has been representing at all forums, the need for increasing the domestic production of raw cashew nuts in the country.
- 9.2. According to estimates by the Directorate of Cashew nut & Cocoa Development, the production of raw cashew nuts in India during 2012-13 was 7,28,474 MT as against the estimated production of 6,92,000 MT during 2011-12.

### **10. SALES TAX / VALUE ADDED TAX / CST / SERVICE TAX**

- 10.1. The Council continued to pursue with the Central / State Governments to exempt or reduce the rate of VAT for Raw Cashewnuts and cashew kernels in order to make our cashew kernels more competitive in the international markets.

- 10.2. The Council has been representing to the Govt. to exempt Cashew Council and Cashew exports from the purview of Service Tax.

## **11. REGISTERED OFFICE OF THE COUNCIL**

- 11.1. The Registered Office of the Cashew EPC of India was shifted from Cochin to Cashew Bhavan, Kollam during the year, with approval of the Ministry of Commerce and the Registrar of Companies, Kerala.

## **12. PUBLICITY & ADVERTISEMENT**

- 12.1. During 2012-2013, the Council continued to publish its magazines, the monthly Cashew Bulletin and also brought out following brochures / publication during the year.
- Directory of Indian Cashew Exporters
  - Brochures and Posters for participation in International fairs.

## **13. CONVENTIONS / EXHIBITIONS / TRADE DELEGATIONS**

- 13.1. The Council sponsored a Trade Delegation to USA from 22<sup>nd</sup> to 28<sup>th</sup> April 2012. The delegation participated in the AFI Annual Convention which was scheduled from 26<sup>th</sup> to 29<sup>th</sup> April, 2012 at USA.
- 13.2. Before the AFI Annual Convention, the delegation had business meetings with the prospective cashew nut buyers, roasters, importers, salters, traders, etc. in USA at New York. The delegation was led by Mr. P. Sundaran, who is also a member of Committee of Administration of the Council & Managing Partner of M/s. Sreelekshmi Cashew Company, Kollam. Mr. K. Sasi Varma, Executive Director & Secretary was the official representative.
- 13.3. The Council participated in the INC Annual Congress 2012 held at Singapore on 18<sup>th</sup> to 20<sup>th</sup> May 2012. The Congress saw the participation of various stakeholders of the global tree nut industry and was a good platform for business networking. Shri. Hari Krishnan R Nair, Chairman and Mrs. Sree Rajmohan, Joint Director represented the Council. Twenty two CEPCI member companies also participated in the event.
- 13.4. CEPCI successfully organized a Buyer-Seller Meet of Indian Cashew Exporters and International Buyers / Importers on 21<sup>st</sup> May 2012 at Singapore. This was the first International BSM organized by the CEPCI abroad. The meeting witnessed participation of 19 Buyers / Importers from around the world. 22 Council members who are Cashew Kernel Exporters from India participated in the Meet. Importers/Buyers from 9 countries including Singapore were present. Shri. Amitesh Bharat Singh, the First Secretary (Com) of the High Commission of India in Singapore, attended the meet. Representatives of the Singapore Indian Chamber of Commerce & Industry also participated in the Buyer Seller Meet.
- 13.5. The Council participated in the VINACAS Golden Cashew Rendezvous 2012 from 22<sup>nd</sup> to 24<sup>th</sup> May 2012 at Nah Trang, Vietnam. Shri. Hari Krishnan R Nair, Chairman and Mrs. Sree Rajmohan, Joint Director represented the Council.
- 13.6. The 59<sup>th</sup> session of UNECE Specialised meeting on Dry and Dried Produce was held on 18<sup>th</sup> & 19<sup>th</sup> June 2012 at Geneva. Shri. Hari Krishnan R. Nair, Chairman, CEPCI represented the Council.
- 13.7. The Council participated in the 19<sup>th</sup> SAITEX & Africa's Big Seven Exhibition, from 15<sup>th</sup> to 17<sup>th</sup> July 2012 at Johannesburg, South Africa. The Indian participation was organized by the India Trade Promotion Organisation (ITPO). The High Commission of India, Pretoria and the Consulate General of India,

Johannesburg organized a Buyer Seller Breakfast Meet for the Indian Companies at the Convention Centre on 17<sup>th</sup> July 2012 to explore the possibilities of mutual business cooperation and joint ventures. Shri. Hari Krishnan R. Nair, Chairman, CEPCI and Smt. P. K. Jaya, Accounts Officer, CEPCI represented the Council.

- 13.8. The Council participated SIAL International Food Fair held at Paris, from 21<sup>st</sup> to 25<sup>th</sup> October 2012. The Council had set up a cashew pavilion in SIAL-2012 and four member exporters viz. M/s. Wender's Foods Pvt. Ltd., M/s. K Subraya Kamath & Sons, M/s. A S Cashew Exporters and M/s. Nila Exports exhibited in independent stalls. This was a historical moment, as for the first time, our member exporters exhibited their products in independent stalls under Council's umbrella. The Council also had a 15 sq. meter stall and about twelve other member exporters participated through our stall. Ms. Sree Rajmohan, Joint Director, CEPCI organized Council's participation at SIAL.
- 13.9. The Council participated in the Gulfood 2013, Dubai, UAE from 25<sup>th</sup> to 28<sup>th</sup> February 2013. This year, the Council has made a landmark in its participation in the international fairs by organising a "CEPCI Pavilion" and at this fair, 7 member exporters exhibited their products individually under Cashew Pavilion along with the Council. About 25 member exporters also participated through the Council's stall. Shri Hari Krishnan Nair, Chairman and Mrs. Sree Rajmohan, Joint Director represented the Council.
- 13.10. The Council organized a Networking Meeting / Reception on 26<sup>th</sup> February 2013 at the Dubai International Convention & Exhibition Centre on the sidelines of Gulfood Fair for facilitating one to one discussions between Indian Cashew Exporters and Overseas buyers.
- 13.11. Report on the Council's participation in the various exhibitions and delegations along with the trade enquiries received were circulated among members for information and follow-up.

## **14. ASSISTANCE FOR EXPORT PROMOTION ACTIVITIES TO EXPORTERS**

### **14.1. Market Development Assistance (MDA) Schemes**

- 14.1.1. A sum of Rs. 18,79,907/- was distributed to member exporters as grant towards participation in international fairs, trade delegations / BSMs during 2012-13.

### **14.2. Five Year Plan Schemes**

- 14.2.1. A sum of Rs. 50 lakhs was released to 18 member exporters as grant-in-aid for the Modernization & Diversification under the Five Year Plan Schemes.
- 14.2.2. The Ministry of Commerce and Industry, Department of Commerce, Government of India has approved the XII Plan Scheme proposals of the Council containing two schemes viz.,
  1. Process Mechanization and Automation of Cashew Processing Units
  2. Quality up-gradation and Food Safety Certifications

The Scheme period will be from 2012-13 to 2016-17. Under the scheme, members are eligible for grant equivalent to 33.33% of the total eligible investment. The maximum total grant available for member exporter is Rs. 100 lakhs for Process Mechanization and Automation of Cashew Processing Units and Rs. 5 lakhs for Quality up-gradation and Food safety Certifications. For Associate members this would be Rs. 10 lakhs and Rs. 2.5 lakhs respectively.

## 15. MEETINGS WITH GOVT. OFFICIALS/ DEPARTMENTS

- 15.1. The Council had organized an interactive meeting with the delegation led by His Excellency Jose Condugua Antonio Pacheco, Minister of Agriculture, Republic of Mozambique had discussions with the Cashew Exporters on 11<sup>th</sup> June 2012 at Kochi. Shri. Hari Krishnan R. Nair, Chairman, CEPCI, Shri. Anu S. Pillai, Vice Chairman, CEPCI, Shri. Babu Oommen, Committee Member, Shri. K. Sasi Varma, Executive Director & Secretary, Ms. Sree Rajmohan, Joint Director of the Council attended the meeting.
- 15.2. The Second Meeting of the Re- constituted Steering Committee on Cashew Nut was held on 3<sup>rd</sup> January 2013 at Krishi Bhavan, New Delhi. Shri. Hari Krishnan R Nair, Chairman, CEPCI represented the Council.
- 15.3. The Standing Finance Committee meeting of the Department of Commerce, was held under the chairmanship of Commerce Secretary on 11<sup>th</sup> January 2013 at Udyog Bhavan, New Delhi to consider the Plan Scheme of the Cashew Export Promotion Council of India to be implemented during the XII Plan period. Shri. Hari Krishnan R Nair, Chairman, CEPCI, Shri. K. Sasi Varma, Executive Director & Secretary attended the meeting.
- 15.4. A meeting on Kollam Port was held on 1<sup>st</sup> February 2013 at Hotel Quilon Beach, Kollam to elaborate the incentive for promoting coastal shipping under Costal Shipping Promotion Scheme of Govt. of Kerala.. Shri. K. Sasi Varma, Executive Director & Secretary represented the Council.
- 15.5. Another meeting by Kollam Port authorities was held on 6<sup>th</sup> March 2013 at Kollam. Shri. K. Sasi Varma, Executive Director & Secretary represented the Council.
- 15.6. CEPCI had organized an interactive meeting of the members of the Council with the Delegation from ARECA (Regulatory Authority of Cotton & Cashew) Ivory Coast on 20<sup>th</sup> March 2013 at Cashew Bhavan, Kollam.
- 15.7. The ARECA Delegation composed of Mr. Malamine Sanogo, Executive Director and Mr. Gue Simplicie, Head of Export Department Owners Cotton & Cashew.
- 15.8. ARECA made a presentation during the meeting for the benefit of CEPCI members. An MoU was also signed between ARECA and CEPCI for maintain the smooth cooperation between the two organizations.

## 16. SEMINARS / WORKSHOPS

- 16.1. Indian Chamber of Commerce & Industry, Cochin in association with ICICI Bank, Mumbai and supported by Rubber Board and Coir Board organized an "Agri Wisdom" Seminar on 20<sup>th</sup> June 2012 at Hotel Taj Gateway, Marine Drive, Ernakulam. Mrs. Sheela Thomas, Chairperson, Rubber Board was the Chief Guest and Prof. G. Balachandran, Chairman, Coir Board was the Guest of Honour. Shri. Anu S. Pillai, Vice Chairman, CEPCI and Shri. K. Sasi Varma, Executive Director & Secretary represented the Council.
- 16.2. CEPCI organized a half day awareness seminar on Food Safety and Standards (Licensing and Registration of Food Businesses) Regulations 2011 at Quilon Beach Hotel, Kollam on 28<sup>th</sup> June 2012. The seminar was handled by M/s. Indocert, an FSSAI approved FSMS Certification body. Smt. K. K. Mini chaired the seminar.
- 16.3. Indian Chamber of Commerce & Industry, Cochin along with U.S Consulate Chennai opened American Business Corner (ABC) at Cochin, on 11<sup>th</sup> September 2012 at the Indian Chamber of Commerce Auditorium Cochin. Ms. Nancy Powell, US Ambassador to India was the Chief Guest of the Inaugural Function. Ms. Sree Rajmohan Joint Director and Ms. P. Supriya, Trade Promotion Officer, CEPCI attended meeting.

- 16.4. Along with the AGM, CEPCI organized “Cashewotsavam 2012” – an Expo for the Cashew Industry and dealers of related materials and services, at the same venue on 7<sup>th</sup> & 8<sup>th</sup> September 2012. Eleven companies had set up stalls at the exhibition centre. During the technical sessions on 7<sup>th</sup> afternoon, eminent persons, well versed in the cashew field spoke on their perception on various aspects of mechanisation relevant to the Cashew Industry. The main presenter was Mr. Prakash Rao Kalbavi, CEO, Kalbavi Cashews, Mangalore, Karnataka.
- 16.5. The Council organized an Open-House Meet for the stake-holders in cashew from all major Cashew producing and processing states, at Hotel Mandovi, Panaji, Goa on 10<sup>th</sup> October 2012. The meeting was followed by a Networking Dinner which was sponsored by the Goa Cashew Manufacturers Association. Members from the Karnataka Cashew Manufacturers Association (KCMA), Goa Cashew Manufacturers Association (GCMA), Orissa Cashew Processors Association, Maharashtra Cashew Manufacturers Association, Palasa Cashew Manufacturers’ Association, Andhra Pradesh participated in the Meeting.
- 16.6. Micro Small and Medium Enterprises (MSME) organized a Management Development Programme in Export Procedures and Documentation from 1<sup>st</sup> to 6<sup>th</sup> October 2012 in association with the Kerala State Small Industries Association, Kochi at the main hall of Kerala State Small Industries Association at Palarivattom, Kochi. Smt. Sree Rajmohan, Joint Director, CEPCI was the Guest of Honour at the valedictory function.
- 16.7. Kerala Industrial Infrastructure Development Corporation organized an interactive meeting with Shri. Rakesh Kacker IAS, Secretary, Ministry of Food Processing Industries (MoFPI) on 25<sup>th</sup> October 2012 at the Conference Hall of KSIDC. The Govt. of Kerala team was lead by Shri. V. Somasundaran IAS, Additional Chief Secretary (Industries). Dr. M. N. Muraleedharan Nair, Chief Administrator & Head, CEPC Laboratory & Technical Division, Kollam represented the Council.
- 16.8. An interactive meeting was organized by FIEO in association with Sharekhan on Trade Facilitation Measures by Customs & Currency Risk Management for exporters, on 31<sup>st</sup> October 2012 at Hotel Abad Plaza, Kochi. Dr. K. N. Raghavan, Commissioner of Customs, Cochin addressed the participants. Shri. K. Sasi Varma, Executive Director & Secretary attended in the meeting.
- 16.9. The Council organized an Interactive Meeting with the Cashew Exporters from Kerala, Port Officials, Custom House Agents (CHAs) and Freight Forwarders on 20<sup>th</sup> November 2012 in the Conference Hall of Cashew Bhavan, Mundakkal, Kollam to discuss about the rates/charges & other relevant issues related to Kollam Port.
- 16.10. An interactive meeting on development of Kollam Port with Kollam Port Officials, Dist Collector and representatives of few shipping companies, was held on 5<sup>th</sup> November 2012 at the Conference Hall, Kollam Collectorate. Shri. K. Sasi Varma, Executive Director & Secretary, represented the Council.
- 16.11. State Trading Corporation, Chennai organized a meeting at Trivandrum on 5<sup>th</sup> November 2012. Shri. K. Sasi Varma, Executive Director & Secretary, CEPCI, attended the meeting.
- 16.12. A one day workshop on service tax was organized by FIEO on 28<sup>th</sup> November 2012 at Hotel Marrios, Kochi. Smt. P. K. Jaya, Accounts Officer, CEPCI attended the workshop.
- 16.13. The Council organized an Open-House Meet for the stake-holders in cashew from all major Cashew producing and processing states, at Odisha on 5<sup>th</sup> December 2012 to enroll Cashew Processors who are not yet exporters as Associate Members of the Council, with the objective of encouraging them to start exports.



- 16.14. LOGISTIKAJU 2013 -The Indian Cashew Logistics Meet was organised by the Council at Hotel Quilon Beach, Kollam, Kerala, India on 7<sup>th</sup> & 8<sup>th</sup> March 2013. A total of 120 delegates representing Port / Shipping Agencies, CHA's, Raw Cashew Agencies, etc along with CEPCI members.

## **17. TRADE ENQUIRIES**

- 17.1. During 2012-2013 the Council received 156 (foreign – 68 and Indian – 88) trade enquiries directly from parties interested in cashew kernels/cashewnut shell liquid/ allied products and offers for supply of raw cashewnuts. All these enquiries and offers were circulated among the Council Members for necessary follow-up.
- 17.2. Trade enquiries received at the Council's stand in the international exhibitions were also passed on to the members for necessary action at their end.

## **18. PROBLEMS TAKEN UP WITH AUTHORITIES**

- 18.1. Council represented to the DGFT to allot a higher rate of VKGUY for value added cashew kernels.
- 18.2. Council took up the issue of under-invoiced and mis-declared import of Cashew Kernels into India with the MoC as well as with CBEC and had suggested to fix minimum base-price for computing the import duties for such imports.
- 18.3. Council has taken up with the MoC and Ministry of Health & FSSAI, the issue of FSSAI for RCN requesting exemption for RCN from the purview of FSSAI.
- 18.4. Council had taken up with the MoC, for getting authorization for the Council to issue of Certificate of Origin under ASEAN- FTA for cashew and allied products.

## **19. CEPC LABORATORY AND TECHNICAL DIVISION**

### **19.1. Analytical Services**

The CEPC Laboratory & Technical Division at Kollam, Kerala, established in 1997, continues to provide analytical services to the Indian cashew industry and ensure the quality of cashews exported from the country.

- 19.1.2. The laboratory is equipped with the state of the art technology to undertake the analysis of physical, chemical and microbial parameters including pesticide residues, aflatoxin and heavy metals in cashew and other food products.
- 19.1.3. The laboratory follows internationally accepted test methods for analysis and to validate the analytical methods adopted, the laboratory regularly participates in check sample/validation programmes organized by international/national agencies.
- 19.1.4. The analytical and scientific expertise available at the laboratory are being imparted to exporters, traders, farmers, research organizations, and other industrial and education institutions.
- 19.1.5. During the year 2012-13, 4373 samples were analysed in the laboratory and results furnished.

### **19.2. Testing in Processing Units (Gas Analysis)**

- 19.2.1 The gas analyzer of the laboratory was taken to various cashew processing units, and the quantity of oxygen, carbon dioxide and nitrogen in filled tins / pouches were tested. 18 units were covered under this project during the year.

### **19.3. Collection of Samples from field (Swab samples)**

- 19.3.1 Six hundred and eighty nine swab samples, four water and fifty one air samples were collected from different units and were tested in the laboratory.

### **19.4. Major Instruments Commissioned**

- 19.4.1 Under the ASIDE Scheme of the Govt. of India, assistance of Rs.5 Cr. was granted to the laboratory for upgradation of the facilities and 35 new equipments were purchased for strengthening the analytical facilities. During the year 2012-13 the following equipments were commissioned.

1. Microbial Automated System
  - a) TEMPO – Enumeration of microbes
  - b) VIDAS – Screening of Pathogens
  - c) VITEK – Identification of organisms
2. LC MS MS

### **19.5. ACCREDITATION / RECOGNITION / APPROVAL**

#### **19.5.1 NABL Accreditation**

- 19.5.1.1 The Laboratory is accredited under ISO/IEC: 17025 by NABL (National Accreditation Board for Testing and Calibration Laboratories), Department of Science & Technology, Government of India for “Biological and Chemical testing”. The accreditation status was maintained as per the quality system. The re-assessment of the laboratory was conducted on 4<sup>th</sup> & 5<sup>th</sup> August, 2012 by NABL. Internal audits were conducted as per schedule. The laboratory has also participated and conducted various inter laboratory comparison programmes.

#### **19.5.2 BIS Recognition**

- 19.5.2.1 The recognition granted to CEPCI laboratory by the Bureau of Indian Standards (BIS) for the testing of Packaged Drinking Water, including pesticide residue as per IS 14543:2004 was maintained. Twenty four Packaged Drinking Water samples received from BIS were analysed and results submitted.

#### **19.5.3 Approval from Kerala State Pollution Control Board**

- 19.5.3.1 CEPCI laboratory is approved as ‘A’ grade Commercial category laboratory for analysis of quality / pollution parameters for water / waste water and solid waste by the Kerala State Pollution Control Board.

#### **19.5.4 University Recognitions**

The laboratory is recognized as a Centre for Doctoral research under :

- 19.5.4.1 Kannur University, in the subjects Microbiology, Biotechnology and Chemistry
- 19.5.4.2 University of Kerala in Biotechnology & Microbiology

### **19.6. Lab Automation & Softwares installed**

- 19.6.1 Laboratory Information Management System (LIMS)
- 19.6.2 Inventory and Asset Management

## **19.7. Training Programmes**

19.7.1. During the year, 69 trainees underwent training at the laboratory in the training programmes listed hereunder.

- 1) Chemical Analysis of Food
- 2) Chemical Analysis of Water
- 3) Instrumental Methods of Analysis
- 4) Microbiological Analysis of Food
- 5) Microbiological Analysis of Water
- 6) Chemical & Microbiological Analysis of Water
- 7) Molecular Techniques.
- 8) Quality parameters of cashew kernels
- 9) HACCP

## **19.8. Ph.D / Dissertation work**

19.8.1. The laboratory provided assistance, guidance and facilities to 42 graduates and post-graduates from various Universities to carry out their dissertation / thesis work.

## **19.9. Sponsored Projects**

19.9.1 Activities pertaining to the following externally funded Research projects were continued during the year.

- a) ICAR sponsored Project on "A Value Chain on Cashew for Domestic and Export Market" under NAIP

## **19.10. Patent Applications**

The following Patent applications were filed

- 19.10.1 Production of bio-catalytic enzyme- "Cellulase" from Cashew Industry biowaste "Cashew Shell" by using *Aspergillus niger*.
- 19.10.2 Production of bio-catalytic enzyme- "Pectinase" from Cashew Industry biowaste "Cashew Shell" by using *Aspergillus niger*.
- 19.10.3 Production of bio-catalytic enzyme- "Tannase" from Cashew Industry biowaste "Cashew Testa" by using *Aspergillus niger*.

## **19.11. Meetings / Seminars / Training Attended**

- 19.11.1. Smt. Mayarani C.B., Asst. Principal Scientist attended the Seminar on "Food Safety & Standards Act 2006" organized by Indian Chamber of Commerce and Industry at Hotel Avenue Regent, Ernakulam on 16-06-2012.
- 19.11.2. Shri. Muneer A.M, Jr. Chemist attended the Seminar on "Food Safety" organized by Shimadzu at Hotel Le-Meredien, Ernakulam on 06-08-2012.

- 19.11.3. Dr. C. Prabhakumari, Smt. Mayarani. C.B and Dr. Rekha Sivadasan attended the training for Real Time PCR Systems organized by M/s. Invitrogen BioServices India Pvt. Ltd. at Bangalore during 17 – 19 October, 2012.
- 19.11.4. Dr. Sabna Prabha S, Research Associate, Shri. Vincent V Leo, Senior Research Fellow and Shri. Vinod Viswanath, Research Assistant attended the National Workshop on Nanotechnology and Molecular Biology-2012 held during November 27-30, 2012 at the Centre for Advanced Studies in Botany, University of Madras, Chennai.
- 19.11.5. Smt. Mayarani C.B., Asst. Principal Scientist attended the meeting convened by Food Safety Commissioner, Trivandrum on 07-01-2013.
- 19.11.6. Dr. C. Prabha Kumari, Smt. Mayarani C.B, Dr. Rekha Sivadasan and Smt. Kavitha Kumari P attended the RT-PCR Application Training by M/s. Invitrogen BioServices India Pvt. Ltd. at CEPC Lab, Kollam from 30-01-2013 to 02-02-2013.

## **19.12. Seminars / Workshops organized**

- 19.12.1 The Chemistry department of CEPCI Laboratory organized a three day Workshop on “Application of Modern Sophisticated Instruments in Analytical Field” from 21<sup>st</sup> to 23<sup>rd</sup> March, 2013 at Cashew Bhavan, Mundakkal, Kollam. The workshop included technical and practical sessions. A total number of 20 participants from various academic institutions of Kerala attended the workshop.
- 19.12.2 A Workshop on “Biotechnology in Industry – Achievements, Potentials and Challenges” from 18<sup>th</sup> to 20<sup>th</sup> February, 2013 was held at Cashew Bhavan, Mundakkal, Kollam. The workshop included technical and practical sessions. A total number of 68 participants from various academic institutions of Kerala including 9 research scholars and 6 professors attended the workshop. The workshop was organized by the NAIP Project team of CEPC Laboratory.
- 19.12.3. Awareness Seminar on FSSAI organized by CEPC at Hotel Beach, Kollam on 28-06-2012.

## **19.13. Other Activities**

- 19.13.1 92 Certificates of Origin and 36 Certificates of Origin (APTA) were issued to cashew exporters during the period under report.

## **19.14. Publications/Research Papers/Scientific Articles**

- 19.14.1. A total of 9 research papers / scientific articles were published in national and international journals as detailed below.

Sabna Prabha. S and Potty.V.P (2012) *Benefits of Anacardic Acid*, Cashew Bulletin, Vol. L No.4, April, 2012, pp 7&9.

Rekha Sivadasan, PrabhaKumari.C & Potty.V.P -2012: *Biotechnological potential of Cashew by products*, Cashew Bulletin-Vol. No.2/pp5-8.

Prabha Kumari.C & Rekha Sivadasan-2012: *Quality standards for Cashew*. Cashew Bulletin Vol.I No.6: pp 3-5.

Sylaja.R & Subi Mathew-2012. *Importance of Cashew apple*: Cashew Bulletin Vol. L No.7: pp 11-13.

PrabhaKumari.C, Mayarani C.B. and Rekha Sivadasan, *Food Safety and Quality Control in Food Industry*, Cashew Bulletin Vol.L No.9, September, 2012, pp 11-12.

Prabha Kumari.C, Sasi Varma.K, and Muraleedharan Nair.M.N-2012. *Quality aspects of Raw Cashew Nuts*. Commodity India- Vol.13: issue 38, pp 57-62. September, 2012.

Muneer AM, Potty VP and Nair M N M (2013) *Physicochemical Properties of Oil Extracted from Cashew Kernel Rejects*, Cashew Bulletin, Vol. LI No.1, January, 2013, pp 3-4.

Mayarani CB and Muraleedharan Nair M N (2013) *Microbial Food Poisoning*, Cashew Bulletin, Vol. LI No.2, February, 2013, pp 5&7.

Sabna Prabha S, Rekha Sivadasan and Muraleedharan Nair, MN (2013) *HPTLC Method for Estimation of Anacardic Acid in Cashew Nut Shell Liquid (CNSL)*, Cashew Bulletin, Vol. LI No.3, March, 2013, pp 5&7.

Sd/-

K. Sasi Varma  
Executive Director Secretary

Sd/-

Hari Krishnan R Nair  
Chairman

Kollam  
30<sup>th</sup> August 2013



---

---

# A C C O U N T S

---

---



**THE CASHEW EXPORT PROMOTION COUNCIL OF INDIA**  
**KOLLAM - 691 001**  
**(A Company Limited by Guarantee)**

**REPORT OF THE COMMITTEE OF ADMINISTRATION ON**  
**THE BALANCE SHEET AND INCOME & EXPENDITURE ACCOUNT**  
**FOR THE YEAR 31<sup>ST</sup> MARCH 2013**

The Members of the Committee of Administration have pleasure to present the audited Balance Sheet and Income & Expenditure Account of the Council for the year ended 31<sup>st</sup> March 2013. As required by the Ministry of Commerce in their letter No. 6(5) MDA/86 dated 19-5-1956, Receipts and Payments Accounts for the year have also been attached.

The Council is an organization working on "No-Profit-No-Loss" basis. The trade contribution for a year is collected purely on a provisional advance basis and added to the advance contribution carried over from the previous years. The trade contribution required for a year is taken from the gross amount, the balance carried over to the next year. The trade contribution over and above the requirement for the accounting year 2012-2013 amounting to Rs.1,13,937.23 is accounted as 'Trade Contribution Advance' on the Liability side of the Balance Sheet with the result that there is neither any excess of income over expenditure nor any excess of expenditure over income during the year.

**Sd/-**  
**K. SASI VARMA**  
**Executive Director**  
**& Secretary**

**Sd/-**  
**HARI KRISHNAN R NAIR**  
**Chairman**

**Sd/-**  
**BABU OOMMEN**  
**Member**  
**Committee of Administration**

Kollam : 691001  
Date : 30-08-2013

H. No: 39/2695,  
Panthiyil Lane,  
Warriam Road,  
Kochi-682 016, India.

Tel. +91 484 2366391  
+91 484 6520743  
Fax. +91 484 2366391  
E-mail: aargee.co@gmail.com

**Argee & Company****Chartered Accountants**

## **AUDITOR'S REPORT**

TO,

THE MEMBERS OF THE CASHEW EXPORT PROMOTION COUNCIL OF INDIA  
KOLLAM-691001.

We have audited the attached Balance Sheet of **THE CASHEW EXPORT PROMOTION COUNCIL OF INDIA, KOLLAM** as at 31st March 2013 and Income and Expenditure Account for the year ended on that date annexed thereto. These financial statements are the responsibility of the management. Our responsibility is to express an opinion on these financial statements based on our audit.

- 1) We conducted our audit in accordance with auditing standards generally accepted in India. Those Standards require that we plan and perform the audit to obtain reasonable assurance about whether the financial statements are free of material misstatement. An audit includes examining, on a test basis, evidence supporting the amounts and disclosures the financial statements. An audit also includes assessing the accounting principles used and significant estimates made by the management, as well as evaluating the overall financial statement presentation. We believe that our audit provides a reasonable basis of our opinion.
- 2) The Companies (Auditors Report) Order, 2003 is not applicable, as the company is a company licensed to operate under section 25 of the Companies Act, 1956 (1 of 1956).
- 3) Further to our comments in the Annexure referred to in paragraph 2 above we report that:
  - a) We have obtained all the information and explanations, which to the best of our knowledge and belief were necessary for the purpose of our audit.
  - b) In our opinion, proper books of accounts are prepared by law have been kept by the Council so far as appears from our examination of those books.
  - c) The Balance Sheet and Income and Expenditure Account dealt with by this report are in agreement with the books of accounts.
  - d) On the basis of written representation received from the members of Committee of Administration as on 31st March 2013 and taken on record by Committee of Administration we report that none of the

Continued...

members of the Committee is disqualified as on 31st March 2013 from being appointed as such in terms of clause (g) of subsection (1) of section 274 of the Companies Act, 1956.

- e) In our opinion and to the best of our information and according to the explanation given to us, the Council has complied with all Accounting Standards, which are referred under section 211(3C) of the Companies Act, 1956 except Accounting Standard 9 on revenue recognition relating to the item specified in the Significant Accounting Policies.
- f) Balances under Trade Receivables, Creditors for Advance-Trade Contribution, Other Trade Payables, and Advances for Consultancy Services, Loans and Advances are subject to confirmation / reconciliation and consequent adjustment if any, upon confirmation.
- g) In our opinion and to the best of our information and according to explanations given to us, the said financial statements read together with the significant accounting policies and the notes thereon give the information required under the Companies Act, 1956 in the manner so required and present a true and fair view in conformity with the Accounting Principles generally accepted in India.
  - i) In the case of the Balance Sheet, the state of affairs of the Council as at 31st March 2013 and
  - ii) In the case of income & expenditure account of the Council the Nil Profit or Loss for the year ended on that date.

**For ARGEE & COMPANY**  
**CHARTERED ACCOUNTANTS**  
F. No. : 000217S

**Sd/-**  
**CA M. RAMENDRAN B.Sc. FCA**  
**PARTNER**  
(M.No. 19796)

Kochi : 682016  
Date : 30-08-2013

**THE CASHEW EXPORT PROMOTION COUNCIL OF INDIA, KOLLAM - 691001**  
**(A Company Limited by Guarantee)**  
**BALANCE SHEET AS ON 31<sup>ST</sup> MARCH 2013**

Particulars	Note	As on 31-3-2013 ₹	As on 31-3-2012 ₹
<b>EQUITY AND LIABILITIES</b>			
Share holder's Fund			
Share capital	1	NIL	NIL
(Company limited by guarantee)			
Reserves and surplus	2	98,892,763.65	106,895,937.13
<b>Share Application Money Pending Allotment</b>		NIL	NIL
<b>Non Current Liabilities</b>			
Long Term Borrowings		NIL	NIL
<b>Current Liabilities</b>			
Trade Payables	3	29,251,797.48	29,318,362.71
Other Current Liabilities	4	574,067.00	3,059,083.00
<b>TOTAL</b>		<b>128,718,628.13</b>	<b>139,273,382.84</b>
<b>ASSETS</b>			
<b>Non Current Assets</b>			
Fixed Assets	5		
i) Tangible Assets		104,838,742.68	63,110,162.39
ii) Intangible Assets		NIL	NIL
iii) Capital Work In Progress		481,119.00	8,434,616.00
Long Term Loans and Advances	6	206,301.00	204,306.00
<b>Current Assets</b>			
Current Investments		NIL	NIL
Inventories	7	114,476.00	150,679.00
Trade Receivables	8	70,888.00	342,466.00
Cash and Bank Balances	9	21,051,164.45	65,148,368.45
Short Term Loans and Advances	10	1,770,873.00	1,151,069.00
Other Current Assets	11	185,064.00	731,716.00
<b>TOTAL</b>		<b>128,718,628.13</b>	<b>139,273,382.84</b>

Significant Accounting Policies & Notes on Financial Statements **1 to 18**

As per our report of even date attached

**For Argee & Company**  
**Chartered Accountants**  
 F.No.000217S

**On behalf of the Committee of Administration**

**Sd/-**  
**CA M. RAMENDRAN B.Sc. FCA**  
**PARTNER**  
 (M.No. 19796)

**Sd/-**  
**HARI KRISHNAN R NAIR**  
**Chairman**

**Sd/-**  
**K.SASI VARMA**  
**Executive Director &**  
**Secretary**

**Sd/-**  
**BABU OOMMEN**  
**Member**

Kochi-682016  
 30-08-2013

Kollam - 691001  
 30-08-2013

**THE CASHEW EXPORT PROMOTION COUNCIL OF INDIA, KOLLAM-691001**  
**(A Company Limited by Guarantee)**

**Statement of Income and Expenditure Account for the Year Ended 31-03-2013**

Details	Note	2012-2013 ₹	2011-12 ₹
<b>INCOME:</b>			
Revenue from Operations	12	34,994,952.71	24,160,264.19
Other Income	13	2,697,753.00	3,995,484.00
<b>Total Revenue</b>		<b>37,692,705.71</b>	<b>28,155,748.19</b>
<b>EXPENDITURE:</b>			
Operating Expenses	14	8,640,200.00	5,650,620.00
Employee Benefits	15	11,324,973.00	9,864,683.00
Finance Costs	16	NIL	NIL
Depreciation	17	8,758,152.71	4,776,212.79
Other Expenses	18	8,969,380.00	7,864,232.40
<b>Total Expenses</b>		<b>37,692,705.71</b>	<b>28,155,748.19</b>

Significant Accounting Policies & Notes on Financial Statements **1 to 18**

As per our report of even date attached

**For Argee & Company**  
**Chartered Accountants**  
FNo.000217S

**On behalf of the Committee of Administration**

**Sd/-**  
**CA M. RAMENDRAN B.Sc. FCA**  
**PARTNER**  
(M.No. 19796)

**Sd/-**  
**HARI KRISHNAN R NAIR**  
**Chairman**

**Sd/-**  
**K.SASI VARMA**  
**Executive Director &**  
**Secretary**

**Sd/-**  
**BABU OOMMEN**  
**Member**

Kochi-682016  
30-08-2013

Kollam-691001  
30-08-2013

**THE CASHEW EXPORT PROMOTION COUNCIL OF INDIA, KOLLAM-691001**  
**(A Company Limited by Guarantee)**

**SIGNIFICANT ACCOUNTING POLICIES**

**1. Revenue Recognition**

- a) The Council follows accrual system of accounting based on historical cost concept in relation to its income and expenditure except subscription to the council's publications, interest on staff loan, sale of publications and fees from training course conducted at CEPC Lab at Kollam.
- b) Full amount of entrance fee is taken as income of the Council as was done in the previous year.
- c) As regards house building /vehicle advance are concerned, the repayment is first appropriated to principal and then to interest.
- d) The Council is an organization working on "No Profit- No Loss" basis. The trade contribution for the year is collected purely on a provisional advance basis and added to the advance contribution carried over from the previous year. The trade contribution required for a year is taken from gross amount and the balance is carried over to the next year.

**2. Retirement benefit**

**Gratuity:** - Liability on account of gratuity is funded through a scheme administered by the Life Insurance Corporation of India and insurance premium is paid on the basis of actuarial certificate and the confirmation is received from the insurer that the contribution payable to the insurer is appropriate liability for the year.

**Provident Fund:** - The Contribution payable by the Council for the year is charged to the Income & Expenditure Account.

**3. Fixed Assets**

Fixed assets disclosed in the accounts are stated at historical cost and reduced by depreciation till date. All cost relating to the acquisition and installation of fixed assets have been capitalized.

**4. Depreciation**

In respect of all assets depreciation has been charged to revenue account on the cost/WDV of assets at the rate prescribed in the schedule XIV to the companies act, 1956 and on addition pro-rata basis.

**5. Inventories**

Stock of chemicals and controlled item have been valued at cost and as certified by the Council.

**6. Foreign Exchange**

Amount received or spent in foreign exchange have been accounted as per the guidelines of Reserve Bank of India.

## 7. Government Grants

Grant relating to the depreciable fixed assets has been treated as deferred income and is recognized in the Income and Expenditure account on a systematic and rational basis over the useful life of the assets in proportion in which depreciation on the assets is charged as Accounting Standard-12 issued by ICAI.

Grant related to revenue is recognized on a systematic basis in the Income and Expenditure Account of the year necessary to match them with related cost of which the grant is intended to compensate.

## 8. Contingent Liability

No amount has been recognized as on date of Balance Sheet for which the Council would be contingently liable and hence no provision in this regard.

**For Argee & Company**  
**Chartered Accountants**  
F. No : 000217S

**On behalf of the Committee of Administration**

**Sd/-**  
**CA M. RAMENDRAN B.Sc. FCA**  
**PARTNER**  
(M.No. 19796)

**Sd/-**  
**HARI KRISHNAN R NAIR**  
**Chairman**

**Sd/-**  
**K.SASI VARMA**  
**Executive Director &**  
**Secretary**

**Sd/-**  
**BABU OOMMEN**  
**Member**

Kochi-682016  
30-08-2013

Kollam - 691001  
30-08-2013



**THE CASHEW EXPORT PROMOTION COUNCIL OF INDIA, KOLLAM – 691 001**  
**(A Company Limited by Guarantee)**

**NOTES ON FINANCIAL STATEMENTS FOR THE YEAR ENDED 31ST MARCH, 2013**

The previous year figures have been regrouped / reclassified, wherever necessary to conform to the current year presentation.

Particulars	As on 31-3-2013 ₹	As on 31-3-2012 ₹
<b>NOTE - 1</b>		
<b>SHARE CAPITAL</b>		
( A Company Limited by Guarantee)	NIL	NIL
<b>TOTAL</b>	NIL	NIL

- 1.1 The Cashew Export Promotion Council of India is a Company incorporated under the provisions of the Section 25 of the Companies Act ,1956. The Council is a Company Limited by Gurantee.

NOTE - 2	As on 31-3-2013 ₹	As on 31-3-2012 ₹
<b>RESERVES AND SURPLUS</b>		
Capital Fund	<b>511,802.00</b>	<b>511,802.00</b>
<b>Reserve Development Fund</b>		
As per last Balance Sheet	<b>3,453,760.66</b>	<b>3,453,760.66</b>
<b>Grant received from Government of India</b>		
<b>Information data base, Training Centre,</b>		
<b>CPEC Lab under Plan Fund</b>		
As per last Balance Sheet	1,113,709.04	1,285,505.85
Less: Amount transferred to I & E during the year	145,744.55	171,796.81
<b>TOTAL</b>	<b>967,964.49</b>	<b>1,113,709.04</b>
<b>CIB Funds for Upgradation of CEPC Lab,Kollam</b>		
As per last Balance Sheet	1,900,001.70	2,220,151.48
Less: Amount transferred to I & E during the year	274,225.86	320,149.78
<b>TOTAL</b>	<b>1,625,775.84</b>	<b>1,900,001.70</b>
<b>Grant from KINFRA for the Upgradation of</b>		
<b>CEPC Lab,Kollam</b>		
As per last Balance Sheet	2,710,136.45	3,153,440.36
Less: Amount transferred to I & E during the year	380,519.90	443,303.91
<b>TOTAL</b>	<b>2,329,616.55</b>	<b>2,710,136.45</b>
<b>ASIDE Scheme for Cashew Bhavan</b>		
As per last Balance Sheet	47,206,527.28	50,324,076.89
Less: Amount transferred to I & E during the year	2,907,109.80	3,117,549.61
<b>TOTAL</b>	<b>44,299,417.48</b>	<b>47,206,527.28</b>
<b>ASIDE Fund for Upgradation of Laboratory</b>	<b>50,000,000.00</b>	<b>50,000,000.00</b>
Less: Amount transferred to I & E during the year	4,295,573.37	-
<b>TOTAL</b>	<b>45,704,426.63</b>	<b>50,000,000.00</b>
<b>GRAND TOTAL</b>	<b>98,892,763.65</b>	<b>106,895,937.13</b>

- 2.1 Grant-in-aid received from Government of India for CEPC Laboratory Equipments, Information Data Base/Internet Access and Upgradation of CEPC Laboratory, Construction of Cashew Bhavan Building, Upgradation of CEPC Laboratory (ASIDE) being specific grant for acquisition of fixed assets, are adjusted to the extent of ₹ 80,03,173.48 being depreciation on those assets charged in the Income & Expenditure Account under the Account head "Income from Government grant" as per Accounting Standard 12 issued by ICAI.
- 2.2 Council received grant-in-aid under ASIDE for Rs. 500 Lakhs for Upgradation of its Laboratory at Kollam. during the year 2011-12. It has fully utilised during the year and Rs. 4,95,69,036/- has been capitalised. Rs. 4,81,119/- has been shown as Capital Work in Progress.

Particulars		As on 31-3-2013 ₹	As on 31-3-2012 ₹
<b>NOTE - 3 : TRADE PAYABLES</b>			
Creditors for advance - Trade contribution		27,696,690.48	27,810,627.71
Other Trade Payables		1,555,107.00	1,507,735.00
		<b>29,251,797.48</b>	<b>29,318,362.71</b>

- 3.1 The Council is an organization working on "No Profit- No Loss" basis. The trade contribution for the year is collected purely on a provisional advance basis and added to the advance contribution carried over from the previous year. The trade contribution required for a year is taken from gross amount and the balance is carried over to the next year. The Trade Contribution over and above the requirements for the year 2012-2013 amounting to Rs.1,13,937.23 is deducted from the "Trade Contribution" shown under the head "Creditors for Advances" on the liability side of the Balance Sheet. As a result, there is neither any excess of income over expenditure nor otherwise during the year 2012-2013.

Particulars		As on 31-3-2013 ₹	As on 31-3-2012 ₹
<b>NOTE - 4 : OTHER CURRENT LIABILITIES</b>			
Advances for consultancy services		415,902.00	456,184.00
MDA Grant for Exporters - Refundable		20,093.00	150,000.00
MDA Grant for Code activities- Refundable		-	9,290.00
Service Tax Payable		15,572.00	47,096.00
Processing fee for Grant in Aid Refundable		-	70,386.00
<b><u>Income Received in Advance</u></b>			
Trade Contribution for 2013-14		15,000.00	1,797,287.00
Membership Subscription for 2013-14		107,500.00	468,840.00
Registration fee for Australian Delegation 2012-13		-	60,000.00
		<b>574,067.00</b>	<b>3,059,083.00</b>

- 4.1 Council received MDA Grant for reimbursement to Exporters Rs. 19,00,000/-. The Council has utilised Rs.18,79,907/- during the year and balance Rs. 20,093/- has been shown as balance "MDA Grant for Exporters Refundable" under the head "Other Current Liabilities".
- 4.2 Council received Govt Grant in Aid (MDA Code) Rs. 43,18,000/-during the year. The Council has fully utilised the amount during the year.
- 4.3 Council received Plan Fund for Rs. 50,00,000/-during the year and it has fully utilised during the year itself.

Particulars		As on 31-3-2013 ₹	As on 31-3-2012 ₹
<b>NOTE - 5 : FIXED ASSETS</b>			
<b>5.1 Tangible Fixed Assets</b>			
(As per separate sheet Attached)			
General(Part I)		1,245,722.89	654,281.13
CEPC Laboratory & Technical Division (Part II A)		749,276.75	872,239.54
CEPC Laboratory & Technical Division (Part II B)		1,652,487.60	1,926,713.46
CEPC Laboratory & Technical Division (Part II C)		2,329,616.55	2,710,136.45
Training centre (Part III)		97,870.81	114,272.63
Information Database (Part IV)		21,614.22	27,994.15
Other Assets Lab (Part V)		3,112,295.79	3,588,646.77
Cashew Bhavan Building (Part VI)		50,356,395.45	53,215,878.26
CEPC Aside scheme (Part VII)		45,273,462.63	-
<b>TOTAL</b>		<b>104,838,742.68</b>	<b>63,110,162.39</b>
<b>5.2 Capital Work in Progress</b>		481,119.00	8,434,616.00

- 5.2.1 Council received grant-in-aid under ASIDE for Rs. 500 Lakhs for Upgradation of its Laboratory at Kollam during the year 2011-12. It has fully utilised during the year and Rs. 4,95,69,036/= has been capitalised. Rs. 4,81,119/= has been shown as Capital Work in Progress.

Particulars		As on 31-3-2013 ₹	As on 31-3-2012 ₹
<b>NOTE - 6 : LONG TERM LOANS AND ADVANCES</b>			
<b>SECURITY DEPOSIT</b>			
Electricity Deposit - H.O		18,083.00	16,088.00
Electricity Deposit - Lab		147,468.00	147,468.00
Security Deposit for Postage		650.00	650.00
Telephone Deposit - HO		2,000.00	2,000.00
Telephone Deposit - Int'l Roaming		7,000.00	7,000.00
Telephone Deposit - ISD		3,500.00	3,500.00
Telephone Deposit - LAB		27,600.00	27,600.00
		<b>206,301.00</b>	<b>204,306.00</b>
<b>NOTE - 7 : INVENTORIES</b>			
<b>STOCK IN HAND</b>			
Chemicals / Consumables		109,976.00	143,179.00
Controlled Items		4,500.00	7,500.00
		<b>114,476.00</b>	<b>150,679.00</b>

Particulars		As on 31-3-2013 ₹	As on 31-3-2012 ₹
<b>NOTE - 8 : TRADE RECEIVABLES</b> (Unsecured and Considered Good)			
Over Six Months		70,561.00	198,278.00
Testing fees Receivable - LAB		327.00	-
Other Trade Receivables -HO		-	9,523.00
MAI Grant Receivable		-	134,665.00
		<b>70,888.00</b>	<b>342,466.00</b>
<b>8.1</b> The MAI grant receivable for the year 2011-12 for Rs. 1,34,665/= for participation in exhibitions received during the year 2012-13.			
<b>NOTE - 9 : CASH AND BANK BALANCES</b>			
<b>Cash balance</b>			
Cash in hand-H.O		6,512.78	102,098.78
Cash in hand-LAB		312.62	5,260.62
Stamps in hand		1,575.50	600.50
	<b>A</b>	<b>8,400.90</b>	<b>107,959.90</b>
<b>Bank balance</b>			
<b>i) Bank Balance in current account</b>			
Bank of Baroda-007576463		38,122.20	516,935.20
Canara Bank,EKM-0806201001689		147,129.10	12,451.10
Indian Bank,Building Account-702144763		460,146.00	1,972,731.00
Indian Bank,EKM-409504834		2,964,462.38	3,476,730.38
Indian Bank,Kollam-446765269		135,310.87	523,187.87
State Bank of India Lab		908,941.00	-
State Bank of India,EKM-1062673228-1		268,735.00	391,727.00
	<b>B</b>	<b>4,922,846.55</b>	<b>6,893,762.55</b>
<b>ii) Fixed Deposits with Bank</b>			
Indian Bank ASIDE		-	3,211,488.00
Indian Bank General		5,911,606.00	4,000,000.00
Punjab National Bank-000429		1,722,022.00	1,641,041.00
PSB - ASIDE		-	38,314,974.00
PSB - General		5,173,645.00	6,495,946.00
<b>Bank of Baroda</b>			
FD - BOB - 03/8814 - 423804		2,022,461.00	2,710,766.00
<b>Punjab &amp; Sind-LAB</b>			
FD-Punjab & Sind		1,290,183.00	1,772,431.00
	<b>C</b>	<b>16,119,917.00</b>	<b>58,146,646.00</b>
<b>TOTAL (A+B+C)</b>		<b>21,051,164.45</b>	<b>65,148,368.45</b>

Particulars		As on 31-3-2013 ₹	As on 31-3-2012 ₹
<b>NOTE-10: SHORT TERM LOANS AND ADVANCES</b>			
Cochin Share Registry and Software Consultants(P)		129,500.00	-
Tax Deducted at Source 2005-06		41,955.00	41,955.00
Tax Deducted at Source 2005-06 Lab		27,843.00	27,843.00
Tax Deducted at Source 2008-09 Lab		21,366.00	21,366.00
Imprest Advance HO-Kollam		8,496.00	-
Tax Deducted at Source 2010-11		36,824.00	63,547.00
TDS on FD interest		217,266.00	-
Tax Deducted at Source 2010-11 Lab/BOB FD		15,376.00	244,159.00
Tax Deducted at Source 2011-12		352,335.00	353,418.00
Trade Receivable		208,042.00	-
Tax Deducted at Source 2011-12 Lab		326,431.00	326,431.00
Festival Advance - H.O		3,375.00	4,350.00
- LAB		19,125.00	18,000.00
TDS Receivable		23,953.00	-
Vehicle Booking Advance		-	50,000.00
T D S LAB		338,986.00	-
<b>TOTAL</b>		<b>1,770,873.00</b>	<b>1,151,069.00</b>
<b>NOTE-11: OTHER CURRENT ASSETS</b>			
Prepaid expenses - H.O		14,637.00	413,985.00
Prepaid expenses - Lab		45,095.00	233,482.00
Service tax collectable		5,325.00	74,508.00
FD- Interest receivable		61,811.00	9,741.00
EPF CEPC LAB		58,196.00	-
		<b>185,064.00</b>	<b>731,716.00</b>

**THE CASHEW EXPORT PROMOTION COUNCIL OF INDIA, KOLLAM - 691001**  
(A Company Limited by Guarantee)

Particulars	As on 31-3-2013 ₹	As on 31-3-2012 ₹
<b>SUB SCHEDULE</b>		
<b>OTHER TRADE PAYABLES</b>		
BSM Sundry Creditors	26,010.00	26,010.00
Central Service Co.Op.Credit Society	58,157.00	67,371.00
Retention money	300.00	300.00
Tax Deducted at Source -H.O	2,267.00	2,541.00
Audit Fee Payable	28,090.00	27,575.00
EPF Payable	132,216.00	126,047.00
Salary Payable H.O	320,101.00	290,346.00
Wages to Security Guards Payable	11,011.00	10,809.00
Fernandes Brothers	3,511.00	1,852.00
Match Colours	-	113,690.00
Controller of Publication	2,946.00	4,527.00
KSCDC	-	32,425.00
St. John's Cashew Company	79.00	79.00
Amarakerala Industries	23,842.00	-
Calgon Scientific Company Kochi	14,935.00	-
<b>CEPC LAB</b>		
Recovery Co-op Society	2,256.00	735.00
EPF Payable - LAB	58,196.00	-
Service tax payable	-	7,612.00
Salary Payable LAB	303,566.00	267,967.00
EMD	485,000.00	472,500.00
Advance Testing Fees	11,171.00	-
Indira Industries & automobile	-	50,000.00
ESI Payable	1,393.00	-
Performance Bond	49,700.00	-
Testing Fees India Food	-	3,200.00
Workshop /seminar Expenses Payable	20,360.00	-
Testing Fees WIC	-	2,167.00
Omkar Security Agency	-	(18.00)
<b>TOTAL</b>	<b>1,555,107.00</b>	<b>1,507,735.00</b>
<b>SUB SCHEDULE</b>		
<b>ADVANCES FOR CONSULTANCY SERVICES</b>		
1) Deposit for Packaged Drinking Water		
Contract Deposit-Arangathu Aqua Minerals	5,000.00	5,000.00
Contract Deposit - Erayil Products	10,000.00	10,000.00
Contract Deposit - Godavari Aqua Prod	10,000.00	10,000.00

Particulars	As on 31-3-2013 ₹	As on 31-3-2012 ₹
Contract Deposit - Good Beverages	12,000.00	12,000.00
Contract Deposit - Marco Industries	10,000.00	10,000.00
Contract Deposit - Millenium Aqua Prod	10,000.00	10,000.00
Contract Deposit - Periyar Beverages	10,000.00	10,000.00
Contract Deposit - Sri. Krishna Aqua Mineral	10,120.00	10,120.00
Contract Deposit - S&S Ind	10,000.00	10,000.00
Contract Deposit - Sukhar Industries	10,000.00	10,000.00
Contract Deposit - Tejas Mineral	10,000.00	10,000.00
Contract Deposit-Transasia Beverages	10,000.00	10,000.00
Contract Deposit - Vrindavan Industry	10,000.00	10,000.00
<b>2) Deposit for Testing Fees</b>		
M/s. Afeef Cashew Co.	1,011.00	-
M/s. Aliya Cashew Exporters	20,874.00	3,074.00
M/s. Alphonsa Cashew Industries	27,773.00	80,023.00
M/s. Amrutha Cashew	1,876.00	5,976.00
M/s. Anu Cashews	2,146.00	2,106.00
M/s. Anzar Cashew Co.	11,896.00	646.00
M/s. Ashwathy Enterprises	4,664.00	4,664.00
M/s. Associated Cashew Ind	437.00	4,717.00
M/s. Binod Cashew Co.	11,212.00	1,377.00
M/s. B.R.Kamath & Sons	696.00	696.00
M/s. Cape Comorin Cashews	1,954.00	1,954.00
M/s. Capex	33.00	33.00
M/s. Carmel Cashews	663.00	2,913.00
M/s. Choice Cashew Ind	5,249.00	13,099.00
M/s. Coods Agro Pvt. Ltd.	368.00	368.00
M/s. Ebenezer Cashew Co.	6,128.00	3,728.00
M/s. Emmanuel Cashew Industries	7,062.00	862.00
M/s. Fathima Cashew Co.	1,516.00	2,066.00
M/s. Fernandez Brothers	1,198.00	1,154.00
M/s. Gil Gal	1,032.00	15,132.00
M/s. Hira Cashews	5,782.00	4,582.00
M/s. Johns Cashew	999.00	49.00
M/s. Kairali Exports	5,227.00	1,877.00
M/s. K.Gopinathan Nair &Co.	2,939.00	3,939.00
M/s. Krishnan Food Processors	36,924.00	22,124.00
M/s. KSCDC	354.00	354.00
M/s. KSCDC (R&D) Section	2,874.00	2,874.00
M/s. Kumar Agro Prod	69.00	69.00

Particulars	As on 31-3-2013 ₹	As on 31-3-2012 ₹
M/s. Lakshman & Co.	1,938.00	8,662.00
M/s Mahavishnu Cashew Factory	3.00	-
M/s Malar International	1,129.00	-
M/s. Mark	2,304.00	18,574.00
M/s. Matsya Fed	179.00	179.00
M/s. M.M.K Exports	1,935.00	3,535.00
M/s. Narayan Ganesh Prabhu Zantye & Co	10,098.00	248.00
M/s. Olam Agro India Pvt.Ltd	2,971.00	2,971.00
M/s. Panax Cashew	623.00	623.00
M/s. Parameswar Cashew Co.	1,870.00	1,870.00
M/s. Prasanthi Cashew	2,911.00	5,261.00
M/s. Prasanthi Cashew Pvt.Ltd	25,153.00	7,553.00
M/s. Quilon Export Enterprises	613.00	613.00
M/s. Quilon Foods	1,615.00	1,615.00
M/s. Quilon Foods Pvt. Ltd	739.00	4,489.00
M/s. Sai Exports	4,406.00	4,406.00
M/s. Saima Agro Ind	134.00	134.00
M/s. Seven Ace Natural Prod	4,630.00	4,630.00
M/s. Shyam Cashews	2,183.00	2,183.00
M/s. Souparnika Export Ent	10,495.00	7,731.00
M/s. Southern Cashew Exporters	1,964.00	8,264.00
M/s. Sri Srinivas Industries	1,292.00	1,292.00
M/s. St.Mary's Cashew Factory	4,132.00	17,116.00
M/s St Gregorius Cashew Ind	13,050.00	-
M/s. Supreme Cashew Ind	9,623.00	13,373.00
M/s. Trans Synergy Quali Systems	4,348.00	2,298.00
M/s. Venkiteswara Foods	359.00	359.00
M/s. Vijayalaxmi Cashew Co.	307.00	307.00
M/s. Vinayaka Cashews	349.00	7,449.00
M/s. Vizag Exports	12,299.00	1,599.00
M/s. Zantye Cashew Ind	2,174.00	6,274.00
<b>3) Deposit Project Fees</b>		
M/s. KSCDC - ISO 22000	-	15,000.00
<b>TOTAL</b>	<b>415,902.00</b>	<b>456,184.00</b>



**THE CASHEW EXPORT PROMOTION COUNCIL OF INDIA, KOLLAM - 691001**  
**(A Company Limited by Guarantee)**  
**NOTES FORMING PART OF INCOME & EXPENDITURE ACCOUNT**  
**FOR THE YEAR ENDED 31.03.2013**

Particulars	As on 31-3-2013 ₹	As on 31-3-2012 ₹
<b>NOTE - 12: INCOME FROM OPERATIONS</b>		
Trade contribution	6,798,022.23	2,600,157.08
Built Up Stall Expenses	2,355,000.00	-
Membership subscription for the year	1,611,340.00	2,052,500.00
Entrance fee	380,000.00	52,498.00
Advertisement	1,243,957.00	1,168,379.00
Subscription to Council's publications	30,605.00	57,576.00
Sale of publications	41,210.00	45,050.00
Processing fee for Grant in Aid	645,698.00	225,381.00
Income from Government grant	8,003,173.48	4,052,800.11
MDA Grant for code activities	4,318,000.00	2,740,710.00
Associate Member Fee	10,000.00	-
MDA Grant for Exporters	-	930,000.00
Logistikaju	302,839.00	-
Cashew utsavam	353,846.00	-
Registration Fee For AFI Delegation	60,000.00	-
MAI Grant for 2011-12	-	575,465.00
Fee for Certificate of Origin	11,420.00	4,180.00
Delegate Regn. Processing Fee- Australia	-	80,000.00
Fee for Trade Delegation to Singapore and Vietnam	210,000.00	-
<b><u>Income from CEPC Laboratory</u></b>		
Bio-Ethanol Project	-	600,000.00
Testing fees	7,731,650.00	7,834,857.00
Certificate of Origin	2,760.00	4,250.00
Certificate of Origin-APTA	770.00	1,320.00
Workshop / Seminar Analysis	13,170.00	-
Project fees	444,562.00	393,067.00
Sale of Publications/ Promotional Materials	46,430.00	40,850.00
Training fees	380,500.00	701,224.00
<b>TOTAL</b>	<b>34,994,952.71</b>	<b>24,160,264.19</b>

**12.1. EARNINGS IN FOREIGN EXCHANGE**

Particulars	As on 31-3-2013 ₹	As on 31-3-2012 ₹
Subscription to Books	-	13,176.00
Advertisement in Directory	26,941.00	22,476.00
<b>TOTAL</b>	<b>26,941.00</b>	<b>35,652.00</b>

Particulars		As on 31-3-2013 ₹	As on 31-3-2012 ₹
<b>NOTE - 13 : OTHER INCOME</b>			
Interest on deposits		2,223,521.00	3,607,659.00
Interest from income tax refund		-	24,296.00
Interest on loan		6,156.00	5,124.00
Miscellaneous Receipt		26,680.00	3885.00
Charges for personal use of car		1,987.00	6720.00
<b>CEPC Laboratory</b>			
Interest received		338,864.00	333,142.00
Miscellaneous Receipt		39,157.00	8,348.00
Provision no longer required now written back		50,000.00	-
Cancellation Charge		700.00	1,100.00
Interest on Electricity CD		10,688.00	5,210.00
<b>TOTAL</b>		<b>2,697,753.00</b>	<b>3,995,484.00</b>

Particulars		As on 31-3-2013 ₹	As on 31-3-2012 ₹
<b>NOTE -14: OPERATING EXPENSES</b>			
<b>HEAD OFFICE</b>			
<b>MDA GRANT FOR CODE ACTIVITIES</b>			
Exhibitions Abroad		4,256,976.00	1,983,080.00
Buyer Seller Meet Abroad		848,168.00	753,768.00
Publication/Publicity Expenses		1,037,695.00	862,159.00
Awareness Seminars/Workshops in India/Abroad		1,345,183.00	635,502.00
Website Upn/electronic RCMC Data Exe DGFT		-	90,480.00
<b>LAB EXPENSES</b>			
Chemicals Consumed		893,447.00	844,593.00
Controlled Items Consumed		5,840.00	17,478.00
Purchase of Gas Cylinders/Accessories		128,701.00	65,686.00
Purchase of Laboratory Accessories		14,534.00	8,009.00
Bio-ethanol Project -Expense		53,050.00	335,635.00
Calibration Charges		56,606.00	54,230.00
<b>TOTAL</b>		<b>8,640,200.00</b>	<b>5,650,620.00</b>

Particulars		As on 31-3-2013 ₹	As on 31-3-2012 ₹
<b>14.1. EXPENDITURE IN FOREIGN CURRENCY</b>			
Exhibitions Abroad		311,208.00	743,833.00
Trade Delegation/Buyer Seller Meet Abroad		356,620.00	398,020.00
Publication / Publicity for use Abroad		230,934.00	233,672.00
Others		-	202,609.00
<b>TOTAL</b>		<b>898,762.00</b>	<b>1,578,134.00</b>

Particulars	As on 31-3-2013 ₹	As on 31-3-2012 ₹
<b>NOTE - 15 : EMPLOYEE BENEFITS EXPENSE</b>		
<b>HEAD OFFICE</b>		
Basic pay	2,307,984.00	1,982,648.00
Dearness allowance	1,656,425.00	1,472,625.00
Dearness pay	-	122,847.00
HRA	419,231.00	402,495.00
CCA	-	5,400.00
Transport Allowance	180,123.00	117,885.00
Overtime Allowance	-	330.00
Council Contribution to PF	344,011.00	362,603.00
EPF Administration Charges	46,156.00	48,650.00
Ex-Gratia/Bonus	28,816.00	28,816.00
Medical reimbursement	9,000.00	12,840.00
LTC	-	2,044.00
Encashment of earned leave	108,270.00	130,032.00
Salary to additional staff	681,241.00	521,400.00
Reimbursement of tuition fees	-	865.00
Other allowance	5,150.00	2,664.00
Welfare and amenities to staff	11,070.00	15,000.00
Group gratuity life insurance premium	25,000.00	50,000.00
Special Allowance	36,803.00	-
Children Education Allowance	55,429.00	48,187.00
Transfer Grant	49,390.00	-
<b>TOTAL</b>	<b>5,964,099.00</b>	<b>5,327,331.00</b>
<b>CEPC LAB</b>		
Basic pay	1,586,190.00	1,274,980.00
Dearness allowances	1,137,015.00	928,599.00
Dearness pay	-	73,576.00
HRA	157,695.00	128,774.00
Transport Allowance	163,524.00	110,997.00
Council Contribution to PF	312,513.00	306,502.00
EPF Administration Charges	41,934.00	41,122.00
Ex-Gratia payment	42,828.00	39,374.00
Medical reimbursement	24,885.00	18,000.00
Salary of Other staff	655,000.00	548,710.00
LTC	-	8,298.00
Encashment of earned leave	45,750.00	-
Welfare and Amenities to Staff	15,000.00	15,000.00
Consolidated Salary to Scientific Staff	1,027,368.00	933,492.00
Children's Education Allowance	146,513.00	99,662.00
Family Planning Allowance/special	-	2,275.00
Tuition Fees	-	200.00
Liveries to Lab. Staff	4,659.00	7,791.00
<b>TOTAL</b>	<b>5,360,874.00</b>	<b>4,537,352.00</b>
<b>GRAND TOTAL</b>	<b>11,324,973.00</b>	<b>9,864,683.00</b>

Particulars	As on 31-3-2013 ₹	As on 31-3-2012 ₹
<b>NOTE-16: FINANCE COSTS</b>	NIL	NIL
<b>TOTAL</b>	<b>NIL</b>	<b>NIL</b>
<b>NOTE- 17:DEPRECIATION</b>		
Depreciation - H.O	8,248,901.73	4,126,291.24
Depreciation - Lab	509,250.98	649,921.55
<b>TOTAL</b>	<b>8,758,152.71</b>	<b>4,776,212.79</b>
<b>NOTE- 18: OTHER EXPENSES</b>		
<b><u>REPAIRS &amp; MAINTENANCE</u></b>		
Maintenance of car	24,756.00	24,248.00
Maintenance of office equipments	115,591.00	83,360.00
<b><u>OTHER OFFICE EXPENSES</u></b>		
Property tax	2,076.00	3,115.00
Retention Fee	20,000.00	-
Audit fee	28,090.00	27,575.00
Premises charges	260,481.00	47,175.50
Committee meeting expenses	21,796.00	17,073.00
Petrol/fuel charges	75,219.00	88,047.00
Local conveyance	4,342.00	3,564.50
Miscellaneous expenses	98,423.00	84,246.00
Electricity charges	73,888.00	79,037.00
Bank charges	4,135.00	5,673.00
Telephone charges	125,042.00	134,463.00
Wages to security guards	134,832.00	104,712.00
Insurance	4,521.00	5,132.00
Postage	106,929.00	61,860.00
Interest and penalty	5,553.00	80,192.00
Printing & Stationery	134,537.00	85,175.00
Travelling:- Officers and Staff	209,341.00	118,971.00
: Committee Members	1,027,796.00	443,252.00
Hospitality Expenses	16,359.00	13,435.00
Expenses of Liaison Officer	129,000.00	119,549.00
Professional Charge	14,045.00	35,797.00
<b><u>DEVELOPMENT EXPENDITURE</u></b>		
Advertisement in India	51,116.00	10,000.00
Membership in other organisations	-	2,000.00
Mozambique Delegation	15,689.00	-
Subscription to periodicals	4,224.00	6,686.00
MDA Grant in Aid expenses 2011-12	203,066.00	275,016.00
Supply of samples	-	35,919.00
Fine Food Melbourne	67,073.00	-
MDA Grant to Exporters	-	930,000.00
Global Taskforce Contribution	1,712,350.00	-
Membership in Other Organisations	7,023.00	-
Plan Fund Inspection Expenses	101,265.00	172,191.00

Particulars	As on 31-3-2013 ₹	As on 31-3-2012 ₹
INC World Nut & Dried Fruit Congress	-	484,154.00
Website Upgradation	38,081.00	-
Visit of Rajya Sabha Committee	-	24,507.00
<b><u>MAI Expenses- Exhibitions Abroad</u></b>		
EXPONFV, Turkey	-	370,111.00
Gulfood 2012, Dubai	-	584,565.00
<b><u>CASHEW BHAVAN EXPENSES</u></b>		
Cashew Bhavan Inauguration Expenses	-	225,547.00
<b><u>LAB EXPENSES</u></b>		
Electricity Charges	1,484,443.00	1,052,566.00
Gardening Expenses	8,029.00	93,325.00
Hospitality / Meeting Expense	6,188.00	8,120.00
Electrical Inspectorate Charge	6,994.00	-
Food Safety and Standard Authority of India	1,000.00	-
Local Conveyance	10,664.00	19,275.00
Maintenance Expense	93,899.00	173,287.00
NABL Expense	210,805.00	285.00
Office /lab. Expenses	378,495.00	196,357.00
Testing Fees Culture Identification	843.00	-
Photocopier Accessories	21,283.00	21,285.00
Postage / Telegram	20,173.00	13,077.00
Printing / Stationeries	88,218.00	91,336.00
Training Program outsiders	1,760.00	-
Subscription Charge	37,997.00	46,797.00
Telephone / Fax Charges	41,903.00	39,948.00
Training Program Staff	500.00	25,781.00
Transportation Charges-Expense	27,806.00	13,535.00
Service Tax - Interest Paid	-	857.00
Travelling Expenses	7,899.00	54,721.00
Incentive Charge	176,280.00	18,410.00
Annual Maintenance Contract	413,513.00	306,099.00
Bank Charges	4,541.00	6,453.00
BIS Audit Expense	-	41,638.00
Building /Premises Expense	1,004,553.00	650,729.00
Computer / Printer Accessories	16,160.00	12,083.00
ESI Council Contribution	4,577.00	-
ESI Scheme Contribution	32,272.00	-
Insurance	22,225.00	14,505.00
University recognition expense	4,886.00	-
Advertisement Charge	-	52,440.00
Generator Running Expense	2,247.00	31,071.00
Inauguration Expenses	-	53,736.00
Miscellaneous Expense	2,388.00	11,311.40
Research/ Training Related Expenses	200.00	656.00
Cashew Bhavan Inauguration Expenses	-	28,201.00
<b>TOTAL</b>	<b>8,969,380.00</b>	<b>7,864,232.40</b>

**THE CASHEW EXPORT PROMOTION COUNCIL OF INDIA, KOLLAM - 691001**  
(A Company Limited by Guarantee)  
**SUB SCHEDULE FORMING PART OF INCOME & EXPENDITURE ACCOUNT**  
**FOR THE YEAR ENDED 31<sup>ST</sup> MARCH 2013**

Particulars	As on 31-3-2013 ₹	As on 31-3-2012 ₹
<b>SUB-SCHEDULE- INCOME FROM CEPC LAB TESTING FEES</b>		
Testing Fees Cashew	6,518,762.00	7,011,240.00
Testing Fees Other than Cashew and Water	391,948.00	269,766.00
Testing Fees -Water	512,647.00	279,158.00
Testing Fees - Gas Analysis	28,700.00	15,000.00
Testing Fees -GCMS / UV / AAS	274,443.00	180,843.00
Testing -Swab	5,150.00	78,850.00
<b>TOTAL</b>	<b>7,731,650.00</b>	<b>7,834,857.00</b>
<b>PROJECT WORK</b>		
Project Work - B.Sc	84,824.00	135,000.00
Project Work - B.Tech	21,092.00	-
Project Work - M.Phil	6,675.00	-
Project Work - M.Sc	298,971.00	248,067.00
Phd Work	33,000.00	10,000.00
<b>TOTAL</b>	<b>444,562.00</b>	<b>393,067.00</b>
<b>TRAINING FEES</b>		
Training on Food Analysis -Chem	25,500.00	33,250.00
Training on Food Analysis-Micro	27,500.00	101,538.00
Training on Food and Water -Chem	20,000.00	-
Training on Food and Water-Micro	47,500.00	93,500.00
Training on Food -Chem & Micro	20,000.00	5,000.00
Training on Food/ Water - Chem & Micro	10,000.00	6,000.00
Training on Instrumentation / HPTLC/HACCP	143,250.00	259,316.00
Training on Water Analysis-Chem	25,750.00	61,500.00
Training on Water Analysis-Micro	50,000.00	113,000.00
Training on Quality Analysis	1,000.00	11,500.00
Training Program Outsiders	10,000.00	16,620.00
<b>TOTAL</b>	<b>380,500.00</b>	<b>701,224.00</b>
<b>SUB-SCHEDULE INTEREST RECEIVED</b>		
FD Interest Received - BOB	155,884.00	199,329.00
FD Interest Received - P& S	182,980.00	133,813.00
<b>TOTAL</b>	<b>338,864.00</b>	<b>333,142.00</b>
<b>SUB SCHEDULE : ADVERTISEMENT</b>		
Advertisement in Cashew Bulletin	684,511.00	315,502.00
Advertisement in Directory	499,441.00	665,377.00
Advertisement in website	60,005.00	30,000.00
Advertisement in Indian Cashew Journal	-	156,870.00
<b>TOTAL</b>	<b>1,243,957.00</b>	<b>1,167,749.00</b>

**THE CASHEW EXPORT PROMOTION COUNCIL OF INDIA, KOLLAM - 691001**  
**(A Company Limited by Guarantee)**  
**SCHEDULE FORMING PART OF THE BALANCE SHEET AS AT 31<sup>ST</sup> MARCH 2013**  
**DETAILS OF FIXED ASSETS**

		Original Cost						Depreciation			Net Block	
Sl. No.	Description	%	Original Cost as on 31.3.2012	Addition during the year	Deductions during the year	Original Cost as on 31.03.13	Depreciation up to 31.03.2012	Depreciation for the year	Deductions	Depreciation as on 31.3.2013	as on 31.3.2013	as on 31.3.2012
Part I - General												
1	Land	0.00	143350.00	0.00	0.00	143350.00	0.00	0.00	0.00	0.00	143350.00	143350.00
2	Building	5.00	557187.10	0.00	0.00	557187.10	336117.19	11053.50	0.00	347170.69	210016.42	221069.91
3	Motor car - Maruti Wagon R	25.89	385398.00	0.00	0.00	385398.00	364256.70	5473.48	0.00	369730.18	15667.82	21141.30
4	Maruti D'zire Car	25.89	0.00	749795.00	0.00	749795.00	0.00	171252.77	0.00	171252.77	578542.23	0.00
5	Modi Xerox Copier	13.91	56939.00	0.00	0.00	56939.00	10292.68	6488.50	0.00	16781.18	40157.82	46646.32
6	Air Conditioners	13.91	52500.00	0.00	0.00	52500.00	14074.09	5345.04	0.00	19419.13	33080.87	38425.91
7	Fax Machine	13.91	111306.50	0.00	0.00	111306.50	94449.57	2344.80	0.00	96794.37	14512.13	16856.93
8	Uninterrupted Power Supply	13.91	91797.00	0.00	0.00	91797.00	80009.65	1639.62	0.00	81649.27	10147.73	11787.35
9	Tally Accounting Package	40.00	33496.00	0.00	0.00	33496.00	24787.58	3483.37	0.00	28270.95	5225.05	8708.42
10	Furniture & Fixtures	18.10	150302.37	0.00	0.00	150302.37	138272.78	2177.36	0.00	140450.14	9852.23	12029.59
11	BPL EPABX system - PRODIGY	13.91	59380.00	0.00	0.00	59380.00	47330.66	1676.06	0.00	49006.72	10373.28	12049.34
12	Mobile Cellular Phone	13.91	40091.00	26100.00	0.00	66191.00	8370.43	7157.59	0.00	15528.02	50662.98	31720.57
13	Electrical Fittings	20.00	133314.34	0.00	0.00	133314.34	121815.97	2299.67	0.00	124115.64	9198.70	11498.37
14	Telex Link	13.91	23500.00	0.00	0.00	23500.00	22134.98	189.87	0.00	22324.85	1175.15	1365.02
15	Typewriters	13.91	35009.64	0.00	0.00	35009.64	34046.96	133.91	0.00	34180.87	828.77	962.68
16	Calculators	13.91	14178.80	0.00	0.00	14178.80	13278.90	125.18	0.00	13404.08	774.72	899.90
17	Fire Extinguisher	13.91	5900.00	0.00	0.00	5900.00	5378.08	72.60	0.00	5450.68	449.32	521.92
18	Generator-Birla Yamaha	13.91	51638.00	0.00	0.00	51638.00	29656.92	3057.57	0.00	32714.49	18923.51	21981.08
19	Constant Voltage Stabilizer	13.91	2945.00	0.00	0.00	2945.00	2776.32	23.46	0.00	2799.78	145.22	168.68
20	Vacuum Cleaner	13.91	3950.00	0.00	0.00	3950.00	3788.44	22.47	0.00	3810.91	139.09	161.56
21	Franking Machine	13.91	6965.00	0.00	0.00	6965.00	6866.02	13.77	0.00	6879.79	85.21	98.98
22	Cycles	20.11	2116.10	0.00	0.00	2116.10	2103.65	2.50	0.00	2106.15	9.95	12.45
23	Weighing Scales	13.91	656.00	0.00	0.00	656.00	655.00	0.12	0.00	655.12	0.74	0.86
24	Electronic Moisture Meter	13.91	179652.00	0.00	0.00	179652.00	156401.53	3234.14	0.00	159635.67	20016.33	23250.47
25	Ellai Laxmi .5 HP Monoblock Pump	13.91	1950.00	0.00	0.00	1950.00	1432.25	72.02	0.00	1504.27	445.73	517.75
26	Digital Camera - Nikon 3700	13.91	35000.00	0.00	0.00	35000.00	18661.64	2272.67	0.00	20934.31	14065.69	16338.36
27	Computer RCMC	40.00	9450.00	0.00	0.00	9450.00	9253.30	78.68	0.00	9331.98	118.02	196.70
28	Software RCMC	40.00	73260.00	8550.00	0.00	81810.00	71104.67	1752.27	0.00	72856.94	8953.06	2155.33
29	Lap Top	40.00	70750.00	0.00	0.00	70750.00	67539.55	1284.18	0.00	68823.73	1926.27	3210.45
30	Inkjet Printer	40.00	5120.00	0.00	0.00	5120.00	4956.76	65.30	0.00	5022.06	97.94	163.24
31	Computer Printer	40.00	35100.00	17635.00	0.00	52735.00	28108.31	8272.69	0.00	36381.00	16354.00	6991.69
32	Telephone Handset	100.00	395.00	0.00	0.00	395.00	395.00	0.00	0.00	395.00	0.00	0.00
33	Airconditioner with Stabiliser	13.91	0.00	24090.00	0.00	24090.00	0.00	2726.64	0.00	2726.64	21363.36	0.00
34	Chairs for Kollam H.O. office	18.10	0.00	11000.00	0.00	11000.00	0.00	1936.45	0.00	1936.45	9063.55	0.00
Total			2372596.85	837170.00	0.00	3209766.85	1718315.58	245728.25	0.00	1964043.83	1245722.89	654281.13

**THE CASHEW EXPORT PROMOTION COUNCIL OF INDIA, KOLLAM - 691001**  
(A Company Limited by Guarantee)  
**SCHEDULE FORMING PART OF THE BALANCE SHEET AS AT 31<sup>ST</sup> MARCH 2013**  
**DETAILS OF FIXED ASSETS**

		Original Cost			Depreciation			Net Block			
Sl. No.	Description	%	Original Cost as on 31.3.2012	Addition during the year	Deductions during the year	Original Cost as on 31.03.13	Depreciation up to 31.03.2012	Depreciation for the year	Deductions on 31.3.2013	as on 31.3.2013	as on 31.3.2012
Part II - (A) CEPC Laboratory & Technical Division under Plan Fund											
1	Laboratory Equipments	13.91	6120607.20	0.00	0.00	6120607.20	5354746.85	106531.17	0.00	659329.17	765860.35
2	Airconditioners	13.91	585504.71	0.00	0.00	585504.71	519417.44	9192.74	0.00	56894.53	66087.27
3	Furniture & Fixtures	18.10	446049.00	0.00	0.00	446049.00	419410.44	4821.58	0.00	21816.98	26638.56
4	Computers	40.00	135595.71	0.00	0.00	135595.71	135469.04	50.67	0.00	76.00	126.67
5	Glasswares	100.00	209305.00	0.00	0.00	209305.00	209305.00	0.00	0.00	0.00	0.00
6	Wall Clock	13.91	1170.00	0.00	0.00	1170.00	1043.32	17.62	0.00	109.06	126.68
7	Tally Accounting Package	40.00	24932.05	0.00	0.00	24932.05	24932.05	0.00	0.00	0.00	0.00
8	Calculators	13.91	1922.00	0.00	0.00	1922.00	1649.01	37.97	0.00	235.02	272.99
9	Fire Extinguishers	13.91	9710.00	0.00	0.00	9710.00	8567.19	158.96	0.00	983.85	1142.81
10	Fax Machine	13.91	30000.00	0.00	0.00	30000.00	26601.21	472.77	0.00	2926.02	3398.79
11	Numbering Machine	13.91	640.00	0.00	0.00	640.00	541.44	13.71	0.00	84.85	98.56
12	Library										
	Books	100.00	33464.00	0.00	0.00	33464.00	33464.00	0.00	0.00	0.00	0.00
	Furniture & Fixtures	18.10	63288.00	0.00	0.00	63288.00	55392.31	1429.12	0.00	6466.57	7895.69
	Computers	40.00	162950.00	0.00	0.00	162950.00	162358.83	236.47	0.00	354.70	591.17
	Total of Part II (A)		7825137.67	0.00	0.00	7825137.67	6952898.13	122962.79	0.00	749276.75	872239.54
(B) Upgradation of CEPC Laboratory (under CIB Scheme)											
1	Laboratory Equipments	13.91	9190730.00	0.00	0.00	9190730.00	7448495.00	242344.89	0.00	1499890.11	1742235.00
2	Furniture & Fixtures	18.10	470280.00	0.00	0.00	470280.00	398016.96	13079.61	0.00	59183.43	72263.04
3	Refrigerator	13.91	32100.00	0.00	0.00	32100.00	25438.95	926.55	0.00	5734.50	6661.05
4	Computers	40.00	55740.00	0.00	0.00	55740.00	55598.50	56.60	0.00	84.90	141.50
5	Books	100.00	439182.57	0.00	0.00	439182.57	439182.57	0.00	0.00	0.00	0.00
6	Uninterrupted Power Supply	13.91	182700.00	0.00	0.00	182700.00	152592.00	4188.02	0.00	25919.98	30108.00
7	Furniture & Interiors (Chem. Lab.)	18.10	601918.00	0.00	0.00	601918.00	526613.13	13630.18	0.00	61674.69	75304.87
	Total of Part II (B)		10972650.57	0.00	0.00	10972650.57	9045937.11	274225.86	0.00	1652487.60	1926713.46
(C) Upgradation of CEPC Laboratory (under KINFRA ASIDE Scheme)											
1	Books	100.00	85758.00	0.00	0.00	85758.00	85758.00	0.00	0.00	0.00	0.00
2	Computers	40.00	189835.00	0.00	0.00	189835.00	186927.03	1163.19	0.00	1744.78	2907.97
3	Electrification	13.91	76049.00	0.00	0.00	76049.00	54196.12	3039.74	0.00	18813.15	21852.89
4	Equipments	13.91	8991903.00	0.00	0.00	8991903.00	6372905.30	364302.58	0.00	6737207.88	2618997.70
5	Furniture	18.10	353500.00	0.00	0.00	353500.00	287122.11	12014.40	0.00	54363.49	66377.89
6	Reference Standards	100.00	304336.00	0.00	0.00	304336.00	304336.00	0.00	0.00	0.00	0.00
	Total of Part II (C)		10001381.00	0.00	0.00	10001381.00	7291244.56	380519.90	0.00	7671764.46	2329616.55
										2710136.45	



**THE CASHEW EXPORT PROMOTION COUNCIL OF INDIA, KOLLAM - 691001**  
 (A Company Limited by Guarantee)  
**SCHEDULE FORMING PART OF THE BALANCE SHEET AS AT 31<sup>ST</sup> MARCH 2013**  
**DETAILS OF FIXED ASSETS**

		Original Cost					Depreciation				Net Block	
Sl. No.	Description	%	Original Cost as on 31.3.2012	Addition during the year	Deductions during the year	Original Cost as on 31.03.13	Depreciation up to 31.03.2012	Depreciation for the year	Deductions	Depreciation as on 31.3.2013	as on 31.3.2013	as on 31.3.2012
Part III - Training Centre												
1	Plant & Machinery	13.91	844154.00	0.00	0.00	844154.00	740458.66	14424.02	0.00	754882.68	89271.32	103695.34
2	Furniture & Fittings	18.10	166525.00	0.00	0.00	166525.00	156236.78	1862.17	0.00	158098.95	8426.05	10288.22
3	Computer & Accessories	40.00	368885.00	0.00	0.00	368885.00	368595.93	115.63	0.00	368711.56	173.44	289.07
	Total of Part III		1379564.00	0.00	0.00	1379564.00	1265291.37	16401.82	0.00	1281693.19	97870.81	114272.63
Part IV - Information Database												
1	Computer & Accessories	40.00	1466205.00	0.00	0.00	1466205.00	1457476.90	3491.24	0.00	1460968.14	5236.86	8728.10
2	Furniture	18.10	69422.00	0.00	0.00	69422.00	64438.96	901.93	0.00	65340.89	4081.11	4983.04
3	Uninterrupted Power Supply	13.91	135060.00	0.00	0.00	135060.00	120776.99	1986.77	0.00	122763.75	12296.25	14283.01
	Total of Part IV		1670687.00	0.00	0.00	1670687.00	1642692.85	6379.94	0.00	1649072.78	21614.22	27994.15
Part V - Lab Other Assets												
1	Computer	40.00	367632.00	0.00	0.00	367632.00	227463.26	56067.50	0.00	283530.76	84101.24	140168.74
2	Lap Top	40.00	59960.00	0.00	0.00	59960.00	57233.02	1090.79	0.00	58323.81	1636.19	2726.98
3	Tally Software	40.00	34190.00	0.00	0.00	34190.00	25486.84	3481.26	0.00	28968.10	5221.90	8703.16
4	Computer Printer	40.00	29964.00	12900.00	0.00	42864.00	20770.54	7183.36	0.00	27953.90	14910.10	9193.46
5	Fax Machine	13.91	7540.00	0.00	0.00	7540.00	3616.06	545.82	0.00	4161.88	3378.12	3923.94
6	Furniture & Fixtures	18.10	167338.00	0.00	0.00	167338.00	47821.54	21632.48	0.00	69454.02	97883.98	119516.46
7	Lab Equipments	13.91	1496232.00	0.00	0.00	1496232.00	449579.23	145589.40	0.00	595168.63	901063.37	1046652.77
8	Books	100.00	49434.00	0.00	0.00	49434.00	49434.00	0.00	0.00	49434.00	0.00	0.00
9	FTIR Equipments	13.91	1198898.00	0.00	0.00	1198898.00	391945.34	112247.12	0.00	504192.46	694705.54	806952.66
10	GCMS Kit	13.91	452975.00	0.00	0.00	452975.00	137723.88	43851.43	0.00	181575.31	271399.69	315251.12
11	UPS	13.91	285439.00	0.00	0.00	285439.00	185871.29	13849.87	0.00	199721.16	85717.84	99567.71
12	Forbes Vacuum Cleaner	13.91	0.00	6800.00	0.00	6800.00	0.00	342.07	0.00	342.07	6457.93	0.00
13	Photocopier	13.91	72000.00	0.00	0.00	72000.00	19044.01	7366.18	0.00	26410.19	45589.81	52955.99
14	Building	5.00	700790.00	0.00	0.00	700790.00	82392.18	30919.89	0.00	113312.07	587477.93	618397.82
Bioethanol Project - Assets												
15	Furniture & Fixtures	18.10	65257.00	13200.00	0.00	78457.00	16188.52	11172.41	0.00	27360.93	51096.07	49068.48
	Lab Equipments	13.91	301772.00	0.00	0.00	301772.00	24592.29	38555.70	0.00	63147.99	238624.01	277179.71
	Computer	40.00	41864.00	0.00	0.00	41864.00	3477.23	15354.71	0.00	18831.94	23032.06	38386.77
	Books	100.00	37421.00	0.00	0.00	37421.00	37420.00	1.00	0.00	37421.00	0.00	1.00
	Total of Part V		5368706.00	32900.00	0.00	5401606.00	1780059.23	509250.98	0.00	2289310.21	3112295.79	3588646.77
Part VI - CASHEW BHAVAN BUILDING												
1	Land at Kollam	0.00	4105012.00	0.00	0.00	4105012.00	0.00	0.00	0.00	0.00	4105012.00	4105012.00
2	Building	5.00	55301359.00	0.00	0.00	55301359.00	11086322.16	2210751.84	0.00	13297074.00	42004285.00	44215036.84

THE CASHEW EXPORT PROMOTION COUNCIL OF INDIA, KOLLAM - 691001

(A Company Limited by Guarantee)

**SCHEDULE FORMING PART OF THE BALANCE SHEET AS AT 31<sup>ST</sup> MARCH 2013**  
**DETAILS OF FIXED ASSETS**

		Original Cost				Depreciation				Net Block	
Sl. No.	Description	%	Original Cost as on 31.3.2012	Addition during the year	Deductions during the year	Original Cost as on 31.03.13	Depreciation up to 31.03.2012	Depreciation for the year	Deductions	Depreciation as on 31.3.2013	as on 31.3.2012
3	Transformer	13.91	946377.00	0.00	0.00	946377.00	315806.11	87712.41	0.00	403518.52	630570.89
4	Generator	13.91	1703520.00	0.00	0.00	1703520.00	568464.81	157886.18	0.00	726350.99	1135055.19
5	Air conditioner	13.91	2641270.00	0.00	0.00	2641270.00	823282.31	252882.09	0.00	1076164.40	1817987.69
6	Pump Set	13.91	18514.00	0.00	0.00	18514.00	6178.13	1715.92	0.00	7894.05	12335.87
7	Water Heater	13.91	89000.00	0.00	0.00	89000.00	29699.31	8248.73	0.00	37948.04	59300.69
8	Electrical fittings	13.91	771929.00	47627.00	0.00	819556.00	228636.24	81216.81	0.00	309853.05	543292.76
9	Exhaust Fan	13.91	76800.00	0.00	0.00	76800.00	23491.85	7415.16	0.00	30907.01	53308.15
10	EPABX	13.91	96757.00	0.00	0.00	96757.00	29445.61	9363.01	0.00	38808.62	67311.39
11	Telephone Hand Set	13.91	12960.00	0.00	0.00	12960.00	3870.85	1264.30	0.00	5135.15	9089.15
12	Water Treatment Plant	13.91	185831.00	0.00	0.00	185831.00	57287.93	17880.34	0.00	75168.27	128543.07
13	Pedestal Fans	13.91	148646.00	0.00	0.00	148646.00	42129.88	14816.39	0.00	56946.27	106516.12
14	Venetian Blinds	13.91	132009.00	0.00	0.00	132009.00	31072.87	14040.21	0.00	45113.08	100936.12
15	Furniture & Fixtures	18.10	276261.00	0.00	0.00	276261.00	44678.68	41916.40	0.00	86595.08	231582.32
Total			66506245.00	47627.00	0.00	66553872.00	13290366.74	2907109.80	0.00	16197476.54	53215878.25

**Part VII - ASIDE - UPGRADEATION OF LAB.**

<b>Biotechnology Division</b>										
1	Top Loading Balance	13.91	0.00	72413.00	0.00	72413.00	0.00	9244.76	0.00	0.00
2	Agarose Gel Electrophoresis unit with accessories	13.91	0.00	99600.00	0.00	99600.00	0.00	12487.90	0.00	0.00
3	Stereo Microscope with accessories	13.91	0.00	789531.00	0.00	789531.00	0.00	77327.96	0.00	0.00
4	Sonicator with accessories	13.91	0.00	299623.00	0.00	299623.00	0.00	29231.38	0.00	0.00
5	Hybridization Apparatus with accessories	13.91	0.00	353797.00	0.00	353797.00	0.00	31685.19	0.00	0.00
6	Gel Documentation System with accessories	13.91	0.00	462000.00	0.00	462000.00	0.00	41375.58	0.00	0.00
7	RT-PCR with accessories	13.91	0.00	3181108.00	0.00	3181108.00	0.00	236399.90	0.00	0.00
8	Centrifuge	13.91	0.00	14935.00	0.00	14935.00	0.00	0.00	14935.00	0.00
<b>Microbiology</b>										
1	Hot Air Oven	13.91	0.00	98251.50	0.00	98251.50	0.00	8462.17	0.00	0.00
2	Water Bath with accessories	13.91	0.00	106177.00	0.00	106177.00	0.00	9144.78	0.00	0.00
3	Serological Water Bath	13.91	0.00	43260.00	0.00	43260.00	0.00	5061.27	0.00	0.00
4	Laminar Chamber	13.91	0.00	193830.00	0.00	193830.00	0.00	20978.46	0.00	0.00
5	Air Sampler	13.91	0.00	363200.00	0.00	363200.00	0.00	37648.62	0.00	0.00
6	BOD Incubator	13.91	0.00	381060.00	0.00	381060.00	0.00	51698.46	0.00	0.00
7	Table Top Shake Incubator	13.91	0.00	186345.00	0.00	186345.00	0.00	25281.45	0.00	0.00

**THE CASHEW EXPORT PROMOTION COUNCIL OF INDIA, KOLLAM - 691001**  
**(A Company Limited by Guarantee)**  
**SCHEDULE FORMING PART OF THE BALANCE SHEET AS AT 31<sup>ST</sup> MARCH 2013**  
**DETAILS OF FIXED ASSETS**

Sl. No.	Description	Original Cost			Depreciation			Net Block	
		Original Cost as on 31.3.2012	Addition during the year	Deductions during the year	Original Cost as on 31.03.13	Depreciation up to 31.03.2012	Depreciation for the year	Deductions	Depreciation as on 31.3.2013
8	INC Bacteriological Incubator	0.00	266060.00	0.00	266060.00	0.00	36096.40	0.00	229963.60
9	Magnetic Stirrer	0.00	22000.00	0.00	22000.00	0.00	2632.61	0.00	19367.39
10	Autoclave + Servo Stabilizer	0.00	167494.00	0.00	167494.00	0.00	19915.36	0.00	147578.64
11	Electronic Balance	0.00	132869.00	0.00	132869.00	0.00	16152.83	0.00	116716.17
12	Top Loading Balance	0.00	72413.00	0.00	72413.00	0.00	9244.76	0.00	63168.24
13	pH Meter	0.00	49555.00	0.00	49555.00	0.00	6855.33	0.00	42699.67
14	Automated System for Screening & Identification of Microbes-Tempo, Vidas, Vittek, etc.	0.00	7513266.00	0.00	7513266.00	0.00	1005009.45	0.00	6508256.55
15	LIMS Software	0.00	824104.00	0.00	824104.00	0.00	91392.23	0.00	732711.77
16	Bacteriological Incubator (Orbital Shaker)	0.00	163840.00	0.00	163840.00	0.00	22228.20	0.00	141611.80
17	Refrigerator - 170 Ltr	0.00	109242.00	0.00	109242.00	0.00	12364.61	0.00	96877.39
<b>Chemistry</b>									
1	Gas Chromatograph	0.00	2853188.00	0.00	2853188.00	0.00	327288.80	0.00	2525899.20
2	High Performance Liquid Chromatograph	0.00	4895005.00	0.00	4895005.00	0.00	593218.28	0.00	4301786.72
3	Atomic Absorption Spectrometer	0.00	4046158.00	0.00	4046158.00	0.00	373157.75	0.00	3673000.25
4	Rotary Flash Evaporator	0.00	497840.00	0.00	497840.00	0.00	67352.30	0.00	430487.70
5	Humidity Chamber	0.00	435942.00	0.00	435942.00	0.00	53495.70	0.00	382446.30
6	Moisture Analyzer	0.00	345534.00	0.00	345534.00	0.00	2106.91	0.00	343427.09
7	BOD Incubator	0.00	41220.00	0.00	41220.00	0.00	5592.32	0.00	35627.68
8	Hot Air Oven	0.00	98251.50	0.00	98251.50	0.00	8462.17	0.00	89789.33
9	Water Bath	0.00	106177.00	0.00	106177.00	0.00	9144.78	0.00	97032.22
10	UV-VIS Spectrophotometer	0.00	1308923.00	0.00	1308923.00	0.00	151642.85	0.00	1157280.15
11	LC-MS-MS (Waters India Pvt.Ltd)	0.00	17346312.00	0.00	17346312.00	0.00	661060.82	0.00	16685251.18
12	Electronic Balance	0.00	132869.00	0.00	132869.00	0.00	16152.83	0.00	116716.17
13	pH Meter	0.00	49555.00	0.00	49555.00	0.00	6855.33	0.00	42699.67
14	Flame photometer	0.00	86420.00	0.00	86420.00	0.00	9320.41	0.00	77099.59
15	Refrigerator - 285 Ltr	0.00	140454.00	0.00	140454.00	0.00	15897.35	0.00	124556.65
<b>ASIDE GENERAL</b>									
1	Furniture	0.00	125200.00	0.00	125200.00	0.00	2172.99	0.00	123027.01
2	Multimedia projector	0.00	168938.00	0.00	168938.00	0.00	67575.20	0.00	101362.80
3	UPS On Line system	0.00	218484.00	0.00	218484.00	0.00	23896.58	0.00	194587.42
4	Computer for LIMS	0.00	171000.00	0.00	171000.00	0.00	23134.43	0.00	147865.57

**THE CASHEW EXPORT PROMOTION COUNCIL OF INDIA, KOLLAM - 691001**  
(A Company Limited by Guarantee)  
**SCHEDULE FORMING PART OF THE BALANCE SHEET AS AT 31<sup>ST</sup> MARCH 2013**  
**DETAILS OF FIXED ASSETS**

		Original Cost					Depreciation			Net Block		
Sl. No.	Description	%	Original Cost as on 31.3.2012	Addition during the year	Deductions during the year	Original Cost as on 31.03.13	Depreciation up to 31.03.2012	Depreciation for the year	Deductions	Depreciation as on 31.3.2013	as on 31.3.2013	as on 31.3.2012
5	Computer for LIMS	40.00	0.00	125592.00	0.00	125592.00	0.00	17469.85	0.00	17469.85	108122.15	0.00
6	Airconditioners	13.91	0.00	410000.00	0.00	410000.00	0.00	42656.06	0.00	42656.06	367343.94	0.00
	<b>Total</b>		<b>0.00</b>	<b>49569036.00</b>	<b>0.00</b>	<b>49569036.00</b>	<b>0.00</b>	<b>4295573.37</b>	<b>0.00</b>	<b>4295573.37</b>	<b>45273462.63</b>	<b>0.00</b>
1	Capital Work in Progress (ASIDE - UPGRADEATION OF LAB.)		0.00	481119.00	0.00	481119.00	0.00	0.00	0.00	0.00	481119.00	0.00
	<b>Grand Total</b>		<b>106096968.09</b>	<b>50486733.00</b>	<b>0.00</b>	<b>156514279.09</b>	<b>42986805.57</b>	<b>8758152.71</b>	<b>0.00</b>	<b>51744958.28</b>	<b>104838742.68</b>	<b>63110162.38</b>

**THE CASHEW EXPORT PROMOTION COUNCIL OF INDIA, KOLLAM - 691001**  
 (A Company Limited by Guarantee)  
**RECEIPTS AND PAYMENTS ACCOUNT FOR THE YEAR ENDED 31<sup>ST</sup> MARCH 2013**

Receipts	Amount ₹	Payments	Amount ₹
<b>OPENING BALANCE</b>		<b>DEVELOPMENT EXPENDITURE</b>	
<b>BANK BALANCE:</b>		Advertisement in India	51116.00
<b>Head Office</b>		AFI Convention/ BSM at Newyork	278499.00
Canara Bank, Ekm	12451.10	Africa Big 7, Johannesburg	449893.00
Indian Bank, Building Account	1972731.00	Awareness Seminar	156645.00
Indian Bank, Ekm	3476730.38	BSM, Singapore/ VINACAS, Vietnam	602466.00
State Bank of India, Ekm	391727.00	Cashewotsavam 2012- Expenses	385754.00
<b>CEPC LAB</b>		Global Task Force Contribution	1712350.00
Bank of Baroda , Kollam	516935.20	Gulfood 2013	2242970.00
<b>CASH BALANCE</b>		INC Convention/World Nut Congress	146630.00
<b>Head Office</b>		LOGISTIKAJU 2013 Expenses	289759.00
Cash in Hand	87871.00	MDA Grant 2011-12 - Expenses	203066.00
Imprest cash	14227.78	Membership in Other Organisations	1508.00
Stamps in hand	600.50	Mozambique Delegation	15689.00
<b>CEPC LAB</b>		Publication/publicity	909537.00
Cash-in-Hand	5260.62	SIAL Paris	1561661.00
<b>Fixed Deposit</b>		Subscription to Periodicals	4224.00
<b>Head Office</b>		UN/ECE Meeting	120594.00
Indian Bank ASIDE	3211488.00	Website Updn/electronic RCMC Data Exe DGFT	34519.00
Indian Bank General	4000000.00	MDA Grant to Exporters	1879907.00
Punjab National Bank	1641041.00	MDA (Code Activities)- 2011-12	9290.00
PSB ASIDE	38314974.00	MDA to Exporters - 2011-12	150000.00
PSB GENERAL	6495946.00	Processing Fee for Grant-in-Aid Refundable	70386.00
<b>CEPC LAB</b>		Audit Fee Payable	27575.00
Bank of Baroda , Kollam	2710766.00	Central Services Co-Op Credit Society	700725.00
Punjab & Sind Bank, Ekm	1772431.00	EPF Payable	74496.00
<b>OTHER RECEIPTS</b>		KSCDC	7144.00
Trade Receivable	871125.00	Match Colours	113690.00
Other Trade Receivable	430209.00	Salary Payable	290346.00
Fine Food, Melbourne, Australia	98321.00	Tax Deducted at Source	25588.00
Subscription to Council's publication	30605.00	Wages to Security Guards Payable	10809.00
Collection from Debtors	9399074.00	<b>ADMINISTRATIVE EXPENSES</b>	
Interest on deposit	1992988.00	Salary	4639227.00
Miscellaneous Receipts	26682.00	Bank Charges	4135.00
Built-up Stall Expenses	2380000.00	Committee Meeting Expenses	12368.00
TA advance	1506.00	Electricity Charges	73888.00
Service tax collected	69183.00	Expenses of Liaison Officer	129000.00
MDA Grant in aid	4318000.00	Fuel Charges	63609.00
MDA Grant to Exporters	1900000.00	Hospitality Expenses	15207.00
Plan Fund	5000000.00		

**THE CASHEW EXPORT PROMOTION COUNCIL OF INDIA, KOLLAM - 691001**  
(A Company Limited by Guarantee)

**RECEIPTS AND PAYMENTS ACCOUNT FOR THE YEAR ENDED 31<sup>ST</sup> MARCH 2013**

Receipts	Amount ₹	Payments	Amount ₹
<b>CEPC LAB &amp; TECHNICAL DIVISION</b>			
Testing Fees Cashew	872772.00	Insurance	2413.00
Testing fees Gas Analysis	5100.00	Interest & Penalty	5553.00
Testing Fees Other Than Cashew and Water	391948.00	Local Conveyance	3882.00
Testing Fees - GCMS/UV/AAS	274443.00	Maintenance of Office Car	19065.00
Testing Fees - Water	416808.00	Maintenance of Office Equipments	86759.00
Cancellation charge	500.00	Miscellaneous Expenses	66456.00
Certificate of Origin	2510.00	Plan Fund Inspection Expenses	101265.00
Deposit for Testing Fees Received	3758007.00	Postage	177948.00
EMD	85000.00	Premises Charges	260359.00
Performance Bond	49700.00	Printing & Stationery	126986.00
Service Tax Collected	349272.00	Professional Charges	14045.00
TDS	1256.00	Property Tax	2076.00
FD Interest Received	157933.00	Retention Fee	20000.00
Miscellaneous Income	39157.00	Telephone Charges	118026.00
Phd Work	33000.00	Travel Expenses Committee Members/others	1042316.00
Project Work - B.Sc	84824.00	Travel Expenses Officers & Staff	197129.00
Project Work - B.Tech	21092.00	Wages to Security Guards	123596.00
Project Work - M.Phil	6675.00	Welfare & Amenities to Staff	15000.00
Project Work - M.Sc	298971.00	Builtup Stall Expenses	25000.00
Sale of Publications/ Promotional Materials	46430.00	Logistikaju	112.00
Sundry Debtors	2378605.00	Plan Fund Expenditure	5000000.00
Training -Biotechnology	10000.00		
Training on Food Analysis -Chem	25500.00	<b>PURCHASE OF ASSETS</b>	
Training on Food Analysis-Micro	27500.00	Cashew Bhavan - Aside	47627.00
Training on Food and Water-Micro	20000.00	Fixed Assets Lab	41597658.00
Training on Food and Water-chem	47500.00	H O Assets	787170.00
Training on Food -Chem & Micro	20000.00	<b>CEPC Laboratory</b>	
Training on HACCP	5000.00	Other Assets	32900.00
Training on Instrumentation / HPTLC	138250.00	Purchase of Gas Cylinders/Accessories	128701.00
Training on Quality Analysis	1000.00	Purchase of Laboratory Accessories	14534.00
Training on Water Analysis-Chem	25750.00	Purchase of Controlled items	2840.00
Training on Water Analysis-Micro	50000.00	Chemicals	860244.00
Training on Water Analysis-Chem&Micro	10000.00	Prepaid Expenses	7477.00
Workshop/seminar	38270.00	Loans and Advances	63750.00
Bank Charges	566.00		
Calibration Charge	1011.00		
Sale of Publications/ Promotional Materials	41210.00		
TDS	270882.00		
Other Advance	46227.00		

**THE CASHEW EXPORT PROMOTION COUNCIL OF INDIA, KOLLAM - 691001**  
 (A Company Limited by Guarantee)

**RECEIPTS AND PAYMENTS ACCOUNT FOR THE YEAR ENDED 31<sup>ST</sup> MARCH 2013**

Receipts	Amount ₹	Payments	Amount ₹
		<b><u>OTHER PAYMENTS</u></b>	
		EMD	72500.00
		Co-Op.Credit Society	735.00
		TDS	11311.00
		Deposit Project Fees	15000.00
		Sundry Creditors	652787.00
		Other Trade Payables	51711.00
		Service Tax remittance	1182194.00
		Staff Income tax	232836.00
		Cochin Share Registry and Software Consultants (P)	129500.00
		Electricity Deposit - HO	1995.00
		Imprest Advance-HO KOLLAM	78000.00
		T.A.Advance	5850.00
		TDS on FD Interest	40117.00
		Prepaid Expenses	14637.00
		Short term advances	91188.00
		Sundry Debtors	121434.00
		<b><u>CEPC LAB &amp; TECHNICAL DIVISION</u></b>	
		Annual Maintenance Contract	26886.00
		Bank Charges	5107.00
		Bioethanol Project Expense	53050.00
		Building /Premises A/c	675833.00
		Calibration Charges	61826.00
		Children Education Allowance	146513.00
		Computer / Printer Accessories	16160.00
		Council's contribution to PF	286650.00
		Dearness Allowance	54768.00
		Electricity Charges	1380934.00
		Electrical Inspectorate Charge	6994.00
		Encashment of Earned Leave	45750.00
		EPF Payment	90015.00
		ESI Payment	38531.00
		Exgratia Payment	42828.00
		Food Safety and Std Authority	1000.00
		Gardening Expenses	8029.00
		Generator Running Expense	2247.00

**THE CASHEW EXPORT PROMOTION COUNCIL OF INDIA, KOLLAM - 691001**  
(A Company Limited by Guarantee)



58<sup>th</sup> Annual Report 2012-13

**RECEIPTS AND PAYMENTS ACCOUNT FOR THE YEAR ENDED 31<sup>ST</sup> MARCH 2013**

Receipts	Amount ₹	Payments	Amount ₹
		Hospitality / Meeting Expense	6188.00
		Incentive Charge	176280.00
		Income Tax on Salary	48326.00
		Lab Insurance	16049.00
		Liveries to Lab. Staff	4659.00
		Local Conveyance	10664.00
		Maintenance Expense	93899.00
		Medical Reimbursement	24885.00
		Members Contribution to PF	286650.00
		Miscellaneous Expenses	2388.00
		NABL Expenses	210805.00
		Net Salary	3218399.00
		Office /lab. Expenses	378495.00
		Photocopier Accessories	21283.00
		Postage / Telegram	20173.00
		Printing / Stationeries	88218.00
		Professional tax	10850.00
		ST Remitted	1040323.00
		Research/ Training Related Expenses	200.00
		Salary & Allowances	922722.00
		Subscription to Books & Periodicals	37997.00
		Telephone / Fax Charges	41903.00
		Testing Fees	843.00
		Training Program - Officers & Staff	2260.00
		Transporting Charges	27806.00
		Travelling expenses	7899.00
		University Recognition	4886.00
		Voluntary Contribution	30000.00
		Welfare and Amenities to Staff	15000.00
		Workshop seminar	4740.00
		<b>CLOSING BALANCE</b>	
		<b>BANK BALANCE:</b>	
		<b>HEAD OFFICE</b>	
		Canara Bank, Ekm	147129.10
		Indian Bank, Building Account	460146.00
		Indian Bank, Ekm	2964462.38



**THE CASHEW EXPORT PROMOTION COUNCIL OF INDIA, KOLLAM - 691001**  
 (A Company Limited by Guarantee)

**RECEIPTS AND PAYMENTS ACCOUNT FOR THE YEAR ENDED 31<sup>ST</sup> MARCH 2013**

Receipts	Amount ₹	Payments	Amount ₹
		Indian Bank, Kollam	135310.87
		State Bank of India, Ekm	268735.00
		<b>CEPC LAB</b>	
		Bank of Baroda	38122.20
		SBI	908941.00
		<b>FIXED DEPOSIT</b>	
		<b>HEAD OFFICE</b>	
		Indian Bank ASIDE	
		Indian Bank General	5911606.00
		Punjab National Bank	1722022.00
		PSB GENERAL	5147315.00
		<b>CEPC LAB</b>	
		Bank of Baroda	1804505.00
		Punjab & Sind Bank	1387172.00
		<b>CASH BALANCE</b>	
		<b>HEAD OFFICE</b>	
		Cash in hand	6512.78
		Stamps in hand	1575.50
		<b>CEPC LAB</b>	
		Cash-in-Hand-Lab	312.62
	<b>101718730.45</b>		<b>101718730.45</b>

As per our report of even date attached

**For Argee & Company**  
**Chartered Accountants**  
 F.No. 00217 S

Sd/-

**CA M. RAMENDRAN B.Sc. FCA**  
**PROPRIETOR**  
 (M.No. 19796)

Kochi-682016  
 30-08-2013

On behalf of the Committee of Administration

Sd/-

**HARI KRISHNAN R NAIR**  
**Chairman**

Kollam-691001  
 30-08-2013

Sd/-

**K.SASI VARMA**  
**Executive Director & Secretary**

Sd/-

**BABU OOMMEN**  
**Member**



**दि काष्णू ँकस्पूटे प्रमूशन कूणसल ऑफ इण्डिया**  
**The Cashew Export Promotion Council of India**

Regd. Office : Cashew Bhavan, Mundakkal, Kollam - 691 001, Kerala, India.  
Tel : +91-474-2742704, 2742504, Fax : 91-474-2749973

E-mail : [cepc@cashewindia.org](mailto:cepc@cashewindia.org) Website : [www.cashewindia.org](http://www.cashewindia.org)