

वार्षिक रिपोर्ट

**59th ANNUAL
REPORT**

2013 - 2014




दि काष्णू एक्स्पॉर्ट प्रमोशन कौणसिल ओफ इण्डिया
The Cashew Export Promotion Council of India

Copy of
Annual
Report

ANNUAL REPORT AND ACCOUNTS

2013 - 2014



THE CASHEW EXPORT PROMOTION COUNCIL OF INDIA

Regd. Office : Cashew Bhavan, Mundakkal, Kollam - 691 001, Kerala, India.

Tel : +91-474-2742704, 2742504, Fax : 91-474-2749973

E-mail : cepci@cashewindia.org / cepci.kollam@cashewindia.org

Website : www.cashewindia.org

THE CASHEW EXPORT PROMOTION COUNCIL OF INDIA

Members of the Committee of Administration as on 31 March 2014.

1.	Shri T.K. Shahal Hassan Musaliar M/s. TKM Agro Ltd. 113/3, Mathapur Road Kaniyur, Coimbatore – 641 659, Tamil Nadu	Chairman
2.	Shri P. Sundaran M/s.Sreelekshmi Cashew Company Lakshimiprabha, Kadappakada Kollam - 691 008, Kerala	Vice-Chairman
3.	Shri Hari Krishnan R. Nair M/s. Western India Cashew Co. Pvt. Ltd. P.B. No. 75, Opp. Collector's Bungalow Beach Road, Kollam – 691 001, Kerala	Member
4.	Shri Anu S. Pillai M/s. Anu Cashews P. B. No. 53, Parameswar Nagar Kollam – 691 001, Kerala	do
5.	Shri G. Krishnan Nair M/s. Krishnan Food Processors P.B. No. 101, Iyshawaria, Beach Road, Kollam – 691 001, Kerala	do
6.	Shri R. Pratap Nair M/s. Sunfood Corporation P.B.No.115 , Kochuplamoodu, Kollam-691 001, Kerala	do
7.	Shri A. Abdul Salam M/s. A.S. Cashew Exporters K.P. Road, Kilikolloor P.O. Kollam – 691 004, Kerala	do
8.	Shri M.A. Anzar M/s. A. A. Nutts Kilikolloor P.O.,Kollam – 691 004, Kerala	do
9.	Shri Dinesh Chandran M/s. Chandra Cashew Factory Chandanathope P.O. Kollam - 691 014, Kerala	do
10.	Shri K.Pramod Kamath M/s. K.Subraya Anantha Kamath & Sons Adkathbail, Kasaragod - 671 121, Kerala	do

- | | |
|---|--|
| 11. Shri M.Ramakrishnan
M/s.Pratipa Cashews, 80A/40, Lakshmipathi Nagar
Vadakailasam, Panruti - 607 106, Tamil Nadu | do |
| 12. Shri Santhosh D'Silva,
M/s. Santhosh Cashews, Lamina Roiad, NTTE
Karkala, Udupi Dist. - 574 110, Karnataka | do |
| 13. Shri Bhooedes R.K.
M/s. Kairali Exports, No. 21, Prasanthi Nagar
Mandad P.O., Kollam - 691 015, Kerala | do |
| 14. Shri C. Yohannan
M/s. Carmel Cashews
Avaneeswaram R.S.P.O., Pathanapuram, Kollam - 691 517, Kerala | do |
| 15. Dr. Noordeen Abdul
M/s. M. Abdul Rehuman Kunju
Cashew Exporters & Importers
Chandanathope P.O., Kollam -691014, Kerala | do |
| 16. Shri Ajit B. Chavan
Director
Ministry of Commerce & Industry,
#224D, Udyog Bhavan, New Delhi - 110 107 | do |
| 17. Shri Venkatesh N. Hubballi
Director, Directorate of Cashewnut & Cocoa Development,
Kera Bhavan, Cochin-682 011. | do |
| 18. Dr. K.A. Rethesh
Managing Director
The Kerala State Cashew
Development Corporation Ltd.,
P.B. No. 13, Mundakkal, Kollam - 691 001 | do |
| 19. Shri K. Sasi Varma
CEPCI, Cashew Bhavan, Mundakkal,
Kollam-691 001, Kerala | Member &
Executive Director & Secretary |

Auditors

M/s.RGN Price & Co
Chartered Accountants
Flat No. C-2, 1 Floor
Poyilakada Flats
Behind District Eye Hospital
Vadakkumbhagom
Quilon - 691 001.

Bankers

State Bank of India, Cochin-682 031
Indian Bank, Cochin-682 035
Canara Bank, Cochin-682 016
State Bank of India, Kollam-691 001
Indian Bank, Kollam - 691 001
Bank of Baroda, Kollam - 691 001
Axis Bank, Kollam - 691 001

HIGHLIGHTS

- The export earnings from cashew and allied products during the year 2013-2014 were Rs. 5097.34 Cr. (US \$ 843 Mln).
- According to the data received from DGCI&S, Kolkata compiled by the Council, the export of cashew kernels during 2013-2014 was 1,14,791 MT valued at Rs. 5058.73 Cr. (US \$ 836 Mln.) as against 1,00,105 MT valued at Rs. 4046.23 Cr. (US \$ 747 Mln.) exported during 2012-13.
- The export of cashew nut shell liquid from India during 2013-14 was 9,480 MT valued at Rs. 38.61 Cr. (US \$ 6 Mln). The export of cashew nut shell liquid during 2012-13 was 9,192 MT valued at Rs. 29.84Cr. (US \$ 6 Mln).
- The total membership in the Council as on 31-3-2014 was 273 including associate members. ✓
- The Council successfully organized international Buyer Seller meet 'Kaju India 2013' at Kollam on 26 & 27 September 2013. About 250 delegates (including 26 foreign delegates) attended the programme. ✓
- During 2013-14, the Council participated in 5 international exhibitions and attended three International Conferences. Council also organized one reverse BSM at Kollam and two BSMs abroad.
- Council sponsored the Cashew Satellite Meeting of the INC Annual Congress 2013.
- Council initiated the industry sponsored project study on the subject "Effect of cashew nut supplementation on glycemic status and lipid profile in type 2 diabetic subjects" supported by the Govt. of India at the Department of Foods Nutrition & Dietetics Research, Madras Diabetes Research Foundation, Chennai.
- A sum of Rs 30.75 lakhs was reimbursed to 40 member exporters for participation in international fairs, trade delegations; etc. under the Market Development Assistance of the Govt. of India during 2013-14.
- A sum of Rs. 2.07 Crore was released to 29 member exporters as grant-in-aid under the Five Year Plan Schemes of the Govt. of India.
- The Council received 112 Trade Enquiries at its office during 2013-14 which were circulated among Council members.
- The CEPC Laboratory & Technical Division, Kollam analyzed 5773 samples during 2013-14.

REPORT OF THE COMMITTEE OF ADMINISTRATION ON THE PROCEEDINGS OF THE COMMITTEE AND ON THE ACTIVITIES OF THE COUNCIL FOR THE YEAR ENDED 31ST MARCH 2014

I. EXPORT PERFORMANCE

- 1.1 ✓ As per the export-import statistics published by the DGCI&S, Kolkatta, the share of agricultural products in the total export earnings of the country during 2013-14 (April 2013 to March 2014) is 7.33% and cashew kernels ranked 8th among them contributing 3.67% of the agri product exports. This accounted to 0.27% of the total foreign exchange earnings of the country through exports.
- 1.2 ✓ According to DGCI&S figures, the total export of cashew kernels from India during 2013-14 was 1,14,791 M.T. valued at Rs. 5058.73 Cr. (US \$ 836 Mln). There has been an increase of 14.67 % in quantity, 25.02% in value in Rupee terms and a 11.91% in US \$ terms in comparison with the export of 1,00,105 M.T. cashew kernels valued at Rs. 4046.23 Cr. (US \$ 747 Mln) during 2012-2013.
- 1.3 Cashew Kernels exports during 2013-14 is an all time record in terms of value in Rupee and crossed Rs. 5000 Cr. during the year.
- 1.4 The export of Cashew Nut Shell Liquid / Cardanol from India during ²⁰¹³⁻¹⁴ April to March 2014 was 9,480 M.T valued at Rs. 38.61 Cr. (US \$ 6 Mln.). There was an increase of 3.13% in quantity, 29.39% in value in Rupee terms and 9% in US \$ terms compared to the export of 9,192 MT of Cashew Nut Shell Liquid valued at Rs. 29.84 Cr. (US \$ 5.51 Mln.) during 2012-2013.)

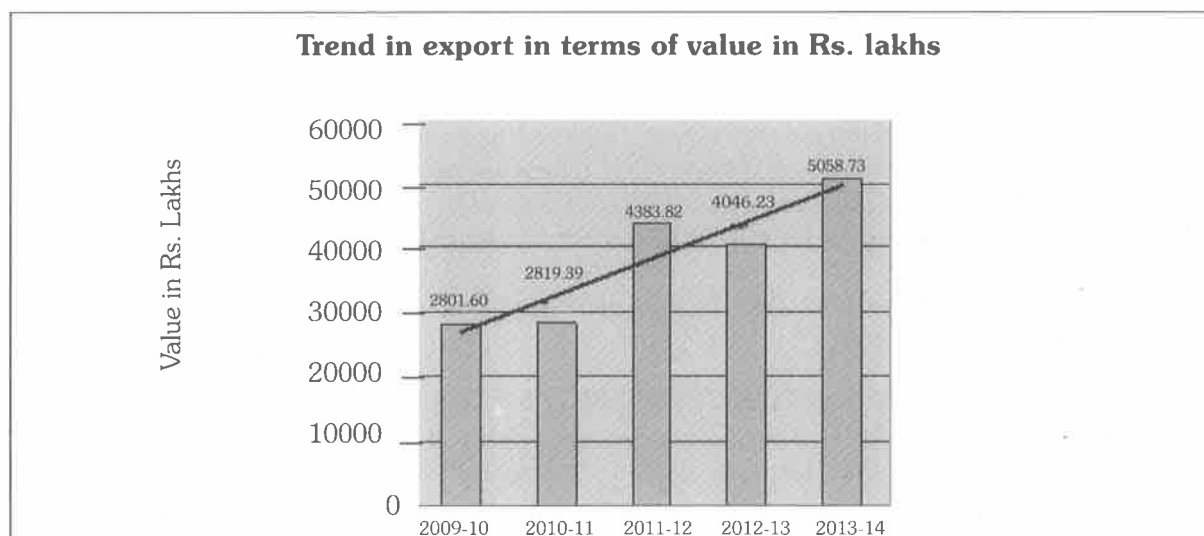
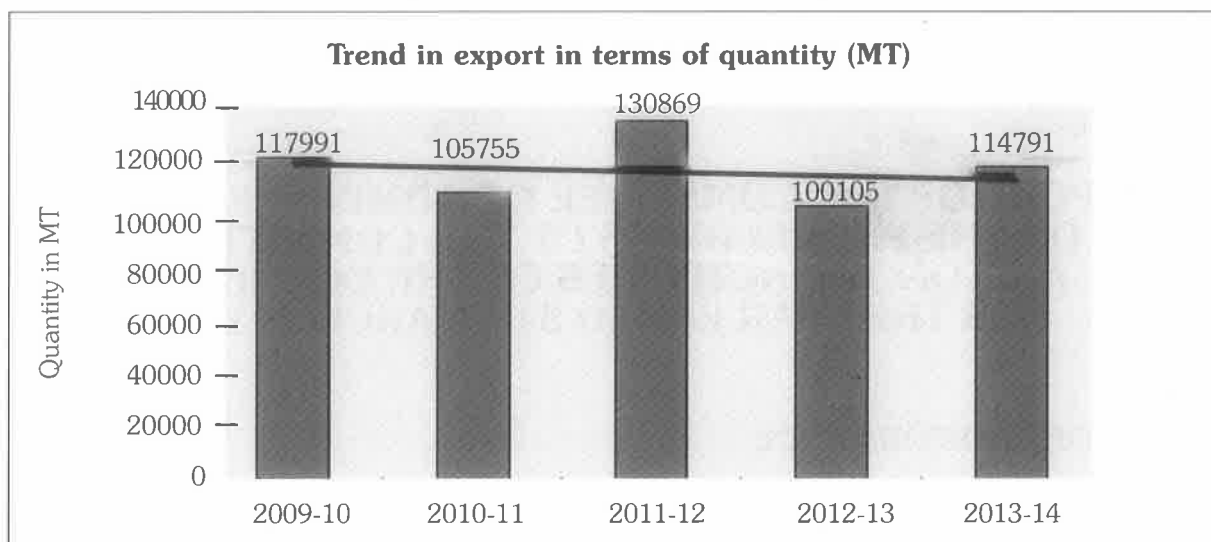
2. EXPORT OF CASHEW KERNELS FROM INDIA

Exports of Cashew Kernels from India during the last three financial years were :

Year	Quantity M. T.	Value Rs.Crores	Value US \$ Mlns.
2011-2012	130869	4383.82	916
2012-2013	100105	4046.23	747
2013-2014	114791	5058.73	836

Source : DGCI&S, Kolkatta

EXPORT OF CASHEW KERNELS FROM INDIA (2009-2010 to 2013-2014)



2.1 The export of cashew kernels to major markets were as under :

EXPORT OF CASHEW KERNELS FROM INDIA DURING 2011-2012 TO 2013-2014

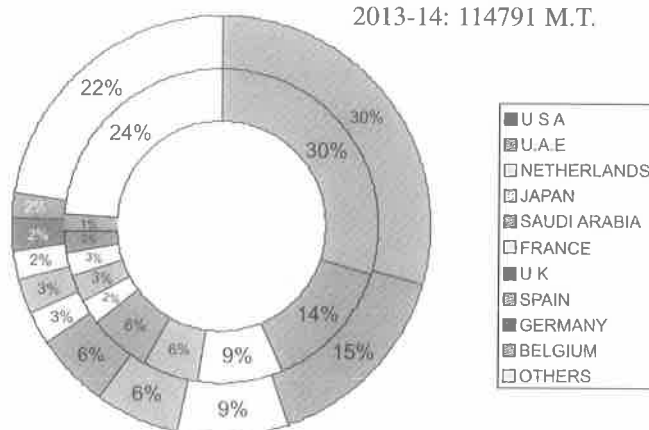
	2011-2012		2012-2013		2013-2014	
Countries	QTY (M.T)	Value (Rs. Crs)	QTY (M.T)	Value (Rs. Crs)	QTY (M.T)	Value (Rs. Crs)
U.S.A	47611	1470.47	30106	1236.17	33898	1505.73
U.A.E	14173	606.105	13625	550.18	17421	788.20
Netherlands	11515	365.56	8589	341.24	9918	423.60
Saudi Arabia	5135	207.01	5862	231.34	7195	326.20
Japan	7055	237.45	6370	274.10	6702	311.62
Spain	3398	111.45	2349	89.90	3089	131.97
France	3461	109.09	2847	112.00	2963	127.78
U.K	3717	109.45	2642	102.47	2813	118.47
Germany	2814	90.39	2249	86.64	2808	121.36
Korea Rep.	992	34.92	1225	52.93	2221	99.90
Belgium	2463	85.25	2092	101.14	2122	94.13
Singapore	1893	57.51	1632	64.71	1654	70.55
Kuwait	1147	50.26	1283	55.23	1568	73.72
Algeria	1055	42.15	1357	46.94	1531	52.06
Greece	1496	50.91	1177	46.26	1284	57.86
Iran	738	27.22	889	35.38	1181	50.59
Egypt	1138	50.60	1321	52.65	959	41.75
Malaysia	749	20.97	1215	46.41	897	38.29
Italy	1771	55.76	803	32.42	865	35.82
Canada	1227	35.88	746	26.81	862	34.17
Thailand	1477	46.93	1080	45.10	827	35.10
Norway	844	26.04	624	23.56	751	30.71
Jordan	867	36.71	705	31.93	630	31.38
Russia	1379	40.88	768	28.01	438	16.62
Korea Dp.Rp.	344	10.09	677	27.85	410	16.70
Others	12412	404.77	7873	304.85	9784	424.45
Total	130869	4383.82	100105	4046.23	114791	5058.73

Source : DGCI & S, Kolkotta

EXPORT OF CASHEW KERNELS FROM INDIA TO MAJOR COUNTRIES DURING 2012-13 & 2013-14

2012-13: 100105 M.T

2013-14: 114791 M.T.



Outside segment based on 2013-14, inside on 2012-13, growth is 14.67%

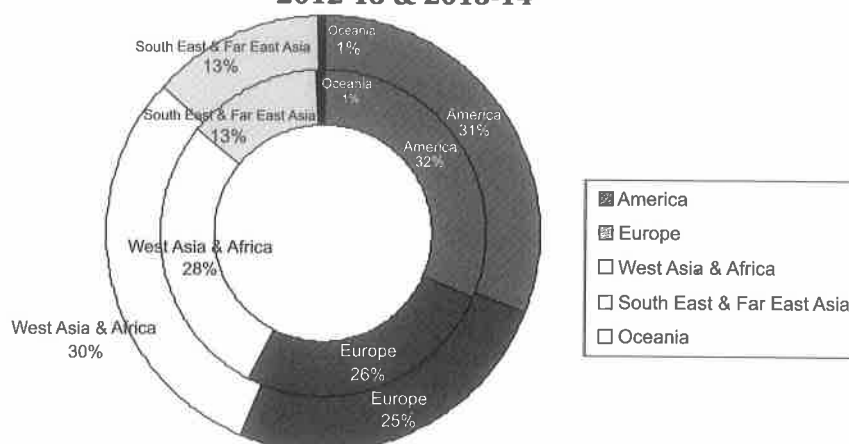
2.2. Major Markets for cashew kernels

2.2.1. The major markets for Indian cashew kernels during 2013-2014 were USA, U.A.E, The Netherlands, Saudi Arabia, Japan, Spain, France, UK, Germany, Korea Rep., Belgium, etc.. Among our major markets, considerable increase was noted in the exports to Korea Rep.(81.31%). Other markets recorded more than 20 % increases were UAE, Saudi Arabia, Spain, Kuwait, Iran, etc.. On the other hand, exports to Russia, one of our major traditional markets (which was lost to Vietnam during the short ban in 2008) decreased considerably to 42.97%. Exports to Egypt, Malaysia, Thailand, Jordan, etc. also recorded a decrease compared to 2012-13.

2.3. Export of cashew kernels to different zones:

2.3.1. Out of the total quantity of cashew kernels exported during 2013-2014, 30.79% were to American Zone. European Zone accounted for 25.39%, West Asian Zone for 27.91%, South East & Far East Asian Zone for 12.75%, Oceanic Zone for 0.60% and African Zone for 2.54%.

Export of Cashew Kernels to Different Regions 2012-13 & 2013-14



Outside segment based on 2013-14, inside on 2012-13.

2.3.2. Export of cashew kernels from India to different zones

Zone	2012-13		2013-14		% Diff. (+/-)	
	Qty(MT)	Value (Rs.Crs.)	Qty(MT)	Value (Rs.Crs.)	Qty	Value
America	31309	1281.16	35348	1565.01	12.90	22.16
Europe	26175	1041.78	29148	1246.09	11.36	19.61
West Asia & Africa	28427	1136.39	34969	1569.59	23.01	38.12
South East & Far East Asia	13460	561.37	14637	652.53	8.74	16.24
Oceania	719	25.40	689	25.52	- 4.17	0.47

Source : DGCI & S, Kolkatta

Exports to West Asia & African region recorded the highest increase of 38%.

2.4. Export of Roasted & Salted / Value Added Cashew Kernels from India

- 2.4.1. Thanks to the support from the Govt., of India and our promotion activities, exports of valued added cashew kernels from India has been showing an increasing trend. Export of roasted and salted cashew kernels from India for the last three years are given below:-

EXPORT OF ROASTED AND SALTED CASHEW KERNELS FROM INDIA

	Qty(MT)	Value (Rs.Crs.)
2011-12	1660	44.94
2012-13	1754	60.77
2013-14	1941	75.21

Source : DGCI & S, Kolkatta

3. EXPORT OF CASHEW NUT SHELL LIQUID & CARDANOL

- 3.1. The export of Cashew Nut Shell Liquid / Cardanol from India during 2013-2014 was 9,480 MT valued at Rs. 38.61 Cr. as against 9,192 MT valued at Rs. 29.84 Cr. during 2012-2013.

The major markets for CNSL were USA, China, Korea Rep., Slovenia , Japan, etc.

There has been a fall in our exports of CNSL/Cardanol to USA over these years. Cardolite Corporation, USA one of the major buyer of CNSL/Cardanol have now set up their unit in Karnataka, India, which would perhaps be a reason for the decrease in our direct exports to USA.

EXPORT OF CASHEW NUT SHELL LIQUID & CARDANOL FROM INDIA DURING 2011-12 TO 2013-14

Countries	2011-12		2012-2013		2013-14	
	QTY (M.T)	Value (Rs. Crs)	QTY (M.T)	Value (Rs. Crs)	QTY (M.T)	Value (Rs. Crs)
USA	7964	30.09	5021	11.77	2987	8.17
China	1738	7.70	971	2.09	2820	8.31
Korea Rep.	1274	6.20	1740	8.06	1915	11.52
Slovenia	204	1.30	88	0.42	413	2.16

Japan	771	3.87	421	1.90	341	1.52
Singapore	119	1.04	85	0.59	221	1.71
U K	123	0.50	200	0.86	112	0.63
Taiwan	637	4.92	250	1.55	95	0.62
Indonesia	201	0.60	0	0.00	0	0.00
Others	497	3.24	416	2.60	576	3.97
Total	13031	56.21	9192	29.84	9480	38.61

Source : DGCI&S, Kolkatta

4. PRODUCTION OF RAW CASHEWNUTS IN INDIA

4.1. India continued to be the largest producer of raw cashew nuts in the world. The other main producing countries are Vietnam, Brazil, Tanzania, Ivory Coast, Guinea Bissau, Mozambique, and Indonesia. According to estimates by DCCD, the production of raw cashew nuts in India during 2013-2014 was 7,36,560 M.T. as against the estimated production of 7,28,474 M.T. during 2012-2013.

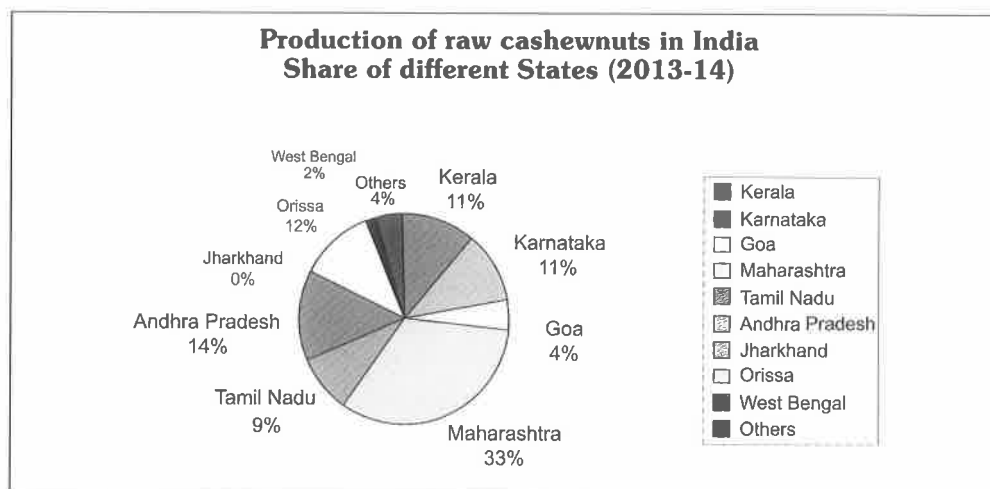
Estimates of Indian Production of Raw Cashewnuts (Last Three Years)

A = Area in ha.

P = Production in M.T.

States	2011-2012		2012-2013		2013-2014	
	A	P	A	P	A	P
Maharashtra	183000	223000	184200	224640	184200	242610
Andhra Pradesh	184000	110000	183950	118144	184950	100420
Orissa	158000	97000	163910	100840	166910	85710
Kerala	83000	73000	84880	76960	84930	83120
Tamilnadu	136000	68000	136420	62400	139420	67390
Karnataka	121000	60000	121880	74640	124110	80610
Goa	58000	25000	57470	29950	57970	32350
West Bengal	—	—	11000	12060	11160	13030
Jharkhand	20000	5000	11500	4640	14500	1200
Others	48000	31000	27000	24200	38090	30120
TOTAL	991000	692000	982210	728474	1006240	736560

Source : Directorate of Cashewnut & Cocoa Development, Cochin



5. IMPORT OF RAW CASHEWNUTS

- 5.1. The total raw cashew nuts imported into India during 2013-2014 was 7,71,356 MT valued at Rs.4563.99 Cr. and that during 2012-2013 was 892365 M.T. valued at Rs. 5331.74 Cr. The unit import price for raw cashewnut was Rs. 59.17/kg. during 2013-14 as against Rs.59.75 /kg during the previous year. (Source: DGCI&S, Kolkata.).
- 5.2. The major sources of raw cashew nut import were Ivory coast, Guinea Bissau, Tanzania., Benin, Ghana, Gambia, Senegal, Indonesia, etc.

6. IMPORT OF CASHEW KERNELS INTO INDIA

- 6.1. Cashew Kernels, plain as well as roasted & salted are being imported into India from other producing countries.
- 6.2. Import of cashew kernels into India during the last three years are :-

IMPORT OF CASHEW KERNELS INTO INDIA

Year	Wholes		Broken		Others		Total	
	Qty (MT)	Value (Rs.Cr.)	Qty (MT)	Value (Rs.Cr.)	Qty (MT)	Value (Rs.Cr.)	Qty (MT)	Value (Rs.Cr.)
2011-12	373	11.56	1676	30.81	31	0.42	2080	42.79
2012-13	1343	28.07	4728	73.15	79	0.95	6150	102.17
2013-14	827	28.52	4089	74.30	64	0.99	4980	103.81

Source : DGCI&S, Kolkatta

- 6.3. Import duty for cashew kernels was fixed as per the customs notification (Notification No. 27 / 2013 dated on 10th May 2013). There is a duty of Rs.60 or 45% (whichever is higher), for "Cashew kernel, broken" and Rs. 75 or 45% (whichever is higher) for "Cashew Kernel, wholes" while imported into India.
- 6.4. Also, as per another notification issued by DGFT (Notification No.53, (RE-2013)/2009 -2014, dated on 2nd December 2013) minimum price has been fixed for import of cashew kernels as Rs.288/- per kg for "Cashew kernel, broken" (ITC HS Code 080 13210) and Rs.400/- per kg for Cashew Kernels- wholes (ITCHS Code 080 132220).

7. THE CASHEW EXPORT PROMOTION COUNCIL OF INDIA

7.1. Membership in the Council

- 7.1.1. As on 31st March 2014 the Cashew Export Promotion Council of India had 233 Ordinary Members and 40 Associate Members.

7.2. Annual General Meeting

- 7.2.1. The 58th Annual General Meeting of the Council was held on 28th September 2013 at Cashew Bhavan, Kollam.

7.3. Membership in the Committee of Administration

- 7.3.1. At the Annual General Meeting held on 28th September 2013, the following five members were elected against vacancies to the Committee of Administration for a period of 3 years.

1. Shri M. Ramakrishnan, M/s. Pratipa Cashews, Panruti, Tamil Nadu
2. Shri Santhosh D' Silva, M/s.Santhosh Cashews, Udupi, Karnataka
3. Shri Bhoothes R.K.,M/s. Kairali Exports, Mangad, Kollam, Kerala
4. Shri C. Yohannan, M/s. Carmel Cashews, Kollam, Kerala
5. Shri Noordeen Abdul, M/s. M. Abdul Rehman Kunju, Kollam

7.4. Chairman and Vice – Chairman

- 7.4.1. At the meeting of the Committee of Administration of the Council held on 28th September 2013, Shri T.K. Shahal Hassan Musaliar of M/s. TKM Agro Ltd., Tamil Nadu was unanimously elected as Chairman and Shri P. Sundaran of M/s. Sreelekshmi Cashew Company, Kollam was unanimously elected as Vice-Chairman of the Council for a term of one year.
- 7.4.2 Shri K. Sasi Varma continued as the Executive Director & Secretary of the Council during the year 2013-14.

7.5. Meetings of the Committee of Administration

- 7.5.1. During the year 2013-2014, there were 17 meetings of the Committee of Administration.

7.6. Panels

- 7.6.1. The following Panels helped the Committee of Administration to transact the business expeditiously:-
- i. Panel for Finance, Staff matters & Administration
 - ii. Panel for Export Promotion
 - iii. Panel for Cashew Trade
 - iv. Panel for Science & Technology, Laboratory Matters & Quality Assurance
 - v. Panel for Printing & Publicity
 - vi. Panel for Major Purchases & Building
 - vii. Panel for Interaction with Developmental Agencies
 - viii. Panel for Membership

8. EXPORT/IMPORT POLICY

8.1. Export of Cashew Kernels and Cashew Nut Shell Liquid & Cardanol

- 8.1.1. Export of Cashew Kernels, CNSL and Cardanol could be carried out by any person having an IE Code. Cardanol continued to be included in the list of items under Minor Forest Produce.

8.2. Import of Cashew Kernels

- 8.2.1. Cashew Kernels imported into India attracted higher Import duty from May 2013. Import duty for cashew kernels was fixed as per the customs notification (Notification No. 27/2013 dated on 10th May 2013) at Rs.60 or 45% (whichever is higher), for "Cashew kernel, broken" Rs. 75 or 45% (whichever is higher) for "Cashew Kernel, wholes".
- 8.2.2 Minimum Import Price was also notified by DGFT vide Notification No.53, (RE-2013)/2009 -2014, dated on 2nd December 2013. The minimum price has been fixed for import of cashew kernels as Rs.288/- per kg for "Cashew kernel, broken" (ITC HS Code 080 13210) and Rs.400/- per kg for Cashew Kernels- wholes (ITCHS Code 080 132220).

8.3 Import of Raw Cashewnuts

- 8.3.1 Import of raw cashewnut continued under OGL.

8.4. Export Incentives

- 8.4.1. The Duty drawback continued to be the same as 1% of FOB value.
- 8.4.2. VKGUY for cashew kernels, CNSL and Cardanol continued to be the same as 5% of FOB value.

8.4.3. The Council continued its efforts to get a higher rate of VKGUY for value added cashew kernels.

9. **PRODUCTION DEVELOPMENT** *other Activities*

9.1. Directorate of Cashew nut & Cocoa Development under the Ministry of Agriculture and cooperation looks after the production development of cashew in the country. According to their estimates, the production of raw cashew nuts in India during 2013-14 was 7,36,560 MT as against the estimated production of 7,28,474 MT during 2012-13.

9.2 The Council has been representing at all relevant forums, the need for increasing the domestic production of raw cashew nuts in the country.

10. **SALES TAX / VALUE ADDED TAX / CST / SERVICE TAX**

10.1 The Council continued to pursue with the Central / State Governments to exempt or reduce the rate of VAT for Raw Cashewnuts and cashew kernels in order to make our cashew kernels more competitive in the international markets.

10.2 The Council has been representing to the Govt. to exempt Cashew Council and Cashew exports from the purview of Service Tax.

11. **REGISTERED OFFICE OF THE COUNCIL**

11.1 The Registered Office of the Cashew EPC of India was shifted from Cochin to Cashew Bhavan, Kollam during the year, with approval of the Ministry of Commerce and the Registrar of Companies, Kerala.

12. **PUBLICITY & ADVERTISEMENT**

12.1 Council continued to publish its magazine, the monthly Cashew Bulletin and also brought out following brochures / publications during the year.

- a. Directory of Indian Cashew Exporters
- b. Brochures and Posters in Korean, Japanese, German & Arabic languages for participation in International fairs.

13. **CONVENTIONS / EXHIBITIONS / TRADE DELEGATIONS**

13.1 The Council participated in the 30th Anniversary World Nut & Dried Fruit Congress organized by INC at Hotel Ritz-Carlton Arts, Barcelona from 21st to 23rd May 2013 and sponsored the Cashew Satellite Meeting held on 22nd May 2013. Sixteen member exporters attended the conference and participated in the deliberations. Shri K Sasi Varma, Executive Director was the Council's official representative.

13.2 The Council participated in ANUGA 2013 - world's largest food fair held every alternate year at Cologne, Germany from 5th to 9th October 2013. Mrs. Sree Rajmohan, Joint Director organized Council's participation.

13.3 The Council sponsored a networking reception hosted by Association of Food Industries, USA at ANUGA on the 6th October 2013. All members of CEPCI at ANUGA got the opportunity to meet and interact with their US counterparts and stakeholders from other countries.

13.4 The Council participated in the FOOD WEEK KOREA 2013 at the COEX Exhibition & Convention Centre, Seoul, South Korea, from 6th to 9th November 2013. Mr. K. Sasi Varma, Executive Director & Secretary was Council's official representative.

13.5 The Council participated in the Jeddah International Trade Fair 2013 at the Jeddah Centre for Forums & Events, Jeddah, Saudi Arabia from 15-18th December 2013. Mr. R Kalyanakrishnan, Administrative Officer was the official representative.

13.6 The Council participated in Gulfood 2014 held at Dubai from 23rd to 27th February 2014 at Zabeel Hall, Zabeel Pavilion, Dubai International Convention & Exhibition Centre, Dubai, UAE. Mrs. Sree Rajmohan, Joint Director and Ms. Renu S. Nair, Export Promotion Executive organized Council's participation.

- 13.7 Council also organized a BSM on the sidelines of Gulfood at the same venue on 24th February 2014. His Excellency, Shri T.P. Seetharam, Ambassador of India to UAE presided the meeting. About 35 members were present. Member exporters had the opportunity to network with buyers present at the Gulfood.
- 13.8 The Council participated in the 39th International Food & Beverages Exhibition – Foodex 2014 Tokyo, held at Tokyo, Japan from 4- 7 March 2014. Shri K Sasi Varma, Executive Director organized Council's participation.
- 13.9 Report on the Council's participation in the various exhibitions and delegations along with the trade enquiries received were circulated among members for information and follow-up.

✓ 13.10. BSM - Kaju India 2013

- 13.10.1 The Council successfully organized international Buyer Seller meet 'Kaju India 2013' at 'The Hotel Raviz' on 26 & 27 September 2013. Chief Minister of Kerala Shri Oommen Chandy inaugurated the programme.
- 13.10.2 There were 20 exhibition stalls which showcased latest processing and packaging machinery, technology, quality testing process / systems etc.
- 13.10.3. There were technical sessions on Cashew: health marketing challenges and opportunities, health based marketing of nuts, effect of cashew on diabetic subjects, major markets round up (India, America, Europe, Japan), US FDA's new "foreign supplier verification program" – Impact on exporters, cashew mechanisation progress in India and mechanisation in cashew processing industry.
- 13.10.4. Dr. Anup K. Pujari, DGFT, Govt. of India unveiled a plaque to mark the commencement of the first ever industry sponsored clinical study for cashew titled 'Effect of cashew nut supplementation on glycemic status & lipid profile in Type – 2 diabetic subjects'
- 13.10.5. The entire spectrum of Cashew industry - cashew kernel buyers, sellers, processors and providers of supporting ancillaries from India and across the world, service providers and regulator /facilitator authorities from the governments assembled for Kaju India. About 250 delegates (including 26 overseas delegates) attended the meeting.

14. ASSISTANCE FOR EXPORT PROMOTION ACTIVITIES TO EXPORTERS

14.1. Market Development Assistance (MDA) Schemes

- 14.1.1. A sum of Rs. 30,74,523/- was distributed to 40 member-exporters as grant towards participation in international fairs, trade delegations / BSMs during 2013-14.

14.2. Market Access Initiative (MAI) Schemes

- 14.2.1 The Council received approval under MAI for our Generic Promotion Scheme against which a grant amount of Rs. 4.5 crores spread over three years (2013-14, 2014-15 and 2015-16) would be provided for undertaking Kaju India BSM, Nutrition Study and promotion based on health benefits, Marketing and publicity, etc. The Council fully utilized Rs. 150 Lakhs which was earmarked for the year 2013-14 under the scheme.

14.3 FIVE YEAR PLAN SCHEMS

- ✓ 14.3.1. Under the XI Plan Scheme, a sum of Rs. 1.89 Crores was released to 18 member exporters as grant-in-aid for Modernization & Diversification of their processing units during 2013-14.
- 14.3.2. The Ministry of Commerce and Industry, Department of Commerce, Government of India approved the XII Plan Scheme proposals of the Council containing two schemes viz.,
 1. Process Mechanization and Automation of Cashew Processing Units
 2. Quality up-gradation and Food Safety Certifications

The Scheme period will be from 2012-13 to 2016-17 with a grant component equivalent to 33.33% of the total eligible investment. The maximum total grant available for member exporter is Rs. 100 lakhs for Process Mechanization and Automation and Rs. 5 lakhs for Quality up-gradation and Food safety

Certifications. For Associate members this would be Rs. 10 lakhs and Rs. 2.5 lakhs respectively.

- 14.3.3 20 claims were considered under the scheme and a grant in aid of Rs.1.17 Crs was sanctioned to member exporters. Against this, Rs. 18.28 Lakhs was released to 11 exporters on first-cum-first serve basis.

15. MEETINGS / SEMINARS / WORKSHOPS

- 15.1. A meeting between Chairman, Cochin Port Trust and cashew exporters was held on 3rd May 2013 at Cashew Bhavan, Kollam in order to discuss the prospects of transportation of cashew containers by sea between Cochin & Kollam.
- 15.2. A meeting with Dr. V. Mohan, President and Chief of Madras Diabetes Research, was held on 1st June 2013 at Chennai, in order to assess the progress of the Research topic- "Effect of cashew nut supplementation on glycemic status and lipid profile in type 2 diabetic subjects". Shri. Hari Krishnan R. Nair, Chairman, Shri. Anu S. Pillai, Vice Chairman, Shri. K. Sasi Varma, Executive Director & Secretary and Dr. Muraleedharan Nair, Chief Administrator & Head, CEPC Laboratory participated in the Meeting.
- 15.3. Shri. Hari Krishnan R. Nair, Chairman, CEPCI and Shri. K. Sasi Varma, ED& S had a meeting with Smt. Anita Agnihotri, AS & FA on 13th June 2013 at Delhi regarding release of funds to Council against XI Plan Scheme.
- 15.4. The UNECE (Specialized Section on Dry and Dried Produce) Meeting was held in Geneva from 17 to 20 June 2013. Shri. Hari Krishnan R. Nair, Chairman, CEPCI participated in the Meeting.
- 15.5. As part of implementing online RCMC, Council organized an Orientation programme for its members from Kerala & Karnataka on 27th August 2013 at Quilon Beach Hotel, Kollam. Representative from (n) Code Solutions made a presentation on the procedures for applying online RCMC.
- 15.6. A meeting on clinical study of cashew consumption with Dr. Mohan was held on 5th September 2013 at Madras Diabetic Research Center, Chennai. Executive Director of CEPCI Mr. K. Sasi Varma, Chief Administrator/Head of CEPCI lab Dr. M.N. Muraleedharan Nair, then Chairman of CEPCI Mr. Hari Krishnan Nair, Vice Chairman Mr. Anu S. Pillai, Shri V. Rajkumar of M/s. Rajkumar Impex and Shri C.R. Selvamani of M/s C. Ramakrishna Padayatchi attended the meeting.
- 15.7. Executive Director of CEPCI, Mr. K. Sasi Varma attended a meeting of the State Planning Board on 'Stakeholders consultation on Annual Plan (2014-15) – MSME & Traditional Sector' at Trivandrum on 10th October 2013
- 15.8. Online RCMC orientation programme for CEPCI members from Tamil Nadu was conducted on 20th November 2013 at Hotel the Sunway GRT Grand, Pondicherry. Mrs Sree Rajmohan, JD and Mrs. P Supriya, Trade Promotion Officer organised the Orientation.
- 15.9. Shri Shahal Hassan Musaliar, Chairman and Sree Rajmohan Joint Director, of CEPCI attended the Interactive meeting with Shri P Chidambaram, Hon'ble Minister for Finance at Chennai, on 23rd November 2013 organised by FIEO.
- 15.10. Shri Shahal Hassan Musaliar, Chairman and Shri. P Sundaran, Vice chairman met Shri Anoop Poojari, DGFT at New Delhi and had discussion about setting of Minimum Import Price for cashew kernels on December 2nd 2013.
- 15.11. A meeting with CEPCI member exporters to discuss banking related issues was held on 23rd December at Cashew Bhavan.
- 15.12. Chairman of the Council Mr. Shahal Hassan Musaliar and Joint Director Ms. Sree Rajmohan had meeting with Mr. Ajith B Chavan, Director, Department of Commerce, Ministry of Commerce and Industry at Delhi on 27th January 2014, to discuss issues related to cashew industry
- 15.13. Honourable Minister of State (C&I) Dr. E.M. Sudarsana Natchiappan convened a performance review meeting on 28th January 2014 at Delhi to discuss various pending issues affecting the export performance of the sector. Chairman of the Council Mr. Shahal Hassan Musaliar and Joint Director, Ms. Sree Rajmohan represented the Council.

- 15.14 Council in association with Indian Bank (lead bank for Kollam) and Cashew Committee of Bankers, Kollam organized an Exporters Meet on 2nd January 2014 at Quilon Beach Hotel on banking related issues. 31 bankers attended the meeting. The meeting facilitated direct interaction with exporters and senior banking officials.
- 15.15 A meeting of sub committee on cashew processing was convened by State Food Processing Mission (KINFRA) at District industries Centre, Kollam on 27th January 2014, to undertake review of the cashew processing sector with respect to the requirements for eligibility to seek grant in aid under National Mission on Food Processing. Ms. Priya, Statistical Assistant attended the meeting.
- 15.16 JDGFT Trivandrum, organised a meeting on Foreign Trade Policies for new entrepreneurs who are yet to begin foreign trade, at Trivandrum on 31st January 2014. Executive Director & Secretary of the Council Mr. Sasi Varma attended the meeting.
- 15.17 A meeting on formation of a new SPV for implementation of International Trade and Convention Centre at Kochi, held on 30th January 2014 at The Gateway Hotel, Ernakulam. Mrs. Supriya, Trade Promotion Officer of the Council attended the meeting.
- 15.18 Chairman Mr. Shahal Hassan Musaliar, P.Sundaran, Vice Chairman, Shri M.A.Anzar and Shri R.Bhoothes had meetings with Executive Director of RBI, Mr. G. Padmanabhan and CGM (SME) of SBI, Mr. D. Majumdar to discuss the Export Finance related issues in the cashew sector.
- 15.19 V.O Chidambaram Port Trust Tuticorin organized an interactive meeting with cashew exporters from Kollam region at the Quilon Beach Hotel on 3rd February 2014. Shri P Sundaran, Vice Chairman, other exporter Members, Executive Director and Secretary Mr.Sasi Varma, etc. attended the meeting.
- 15.20 An Interactive session with Dr. H.A.C. Prasad, Senior Economic Advisor (Additional Secretary), Ministry of Finance, Government of India, was organized by FIEO at Cochin on 7th February 2014. Joint Director of the Council Ms. Sree Rajmohan represented the Council.
- 15.21 Cashew Exporters Meet was organized by Federal Bank on 7th February 2014 at the Hotel Raviz, Kollam. Chairman of the Council Mr. Shahal Hassan Musaliar, Executive Director & Secretary Mr.Sasi Varma and Chief Administrator/Head of CEPCI lab Dr. M.N.Muraleedharan Nair, attended the meeting.
- 15.22 Open House meeting with Chief commissioner of Customs, JDFT, Chairman Cochin Port Trust, Commissioner Cochin Special Economic Zone at Hotel Abad Plaza, Cochin on 18th February 2014.
- 15.23 Meeting on Foreign Trade Policy organized by FIEO on 27th March 2014 at Cochin. Joint Director Ms. Sree Rajmohan represented the Council.
- 15.24 Interactive meeting with Export Inspection Agency (EIA)- Kochi on procedures related to Certificate of Origin was organised by FIEO on 11th April 2014 at Ernakulam. Statistical Assistant of the Council, Ms. Priya attended the meeting.
- 15.25 FIEO jointly with Cochin Special Economic Zone (CSEZ) with the support of Institute of Cost Accountants of India (ICAI) and Institute of Company Secretaries of India (ICSI) organized a workshop on Foreign Trade policy, Incentive schemes and INCOTERMS with special emphasis on Annual supplement of FTP on 30th April, 2013, at Kakkanad, Kochi. Shri.K.Sasi Varma, Executive Director & Secretary, CEPCI and Smt. P. Supriya, Trade Promotion Officer, CEPCI attended the workshop.

16. TRADE ENQUIRIES

- 16.1. During 2013-2014 the Council received 112 (foreign 59 and Indian 53) trade enquiries directly from parties interested in cashew kernels/cashewnut shell liquid/ allied products and offers for supply of raw cashewnuts. All these enquiries and offers were circulated among the Council Members for necessary follow-up.
- 16.2. Trade enquiries received at the Council's stand in the international exhibitions were also passed on to the members for necessary action at their end.

17. PROBLEMS TAKEN UP WITH AUTHORITIES

17.1. Import of cashew kernels

17.1.1. The Indian cashew industry has been facing severe threats from mis-declared /undervalued cashew kernel imports flooding the domestic market. Such under-invoiced imports have not only been ruining our domestic cashew processing industry but also giving our competing countries advantage over us in the international market resulting in high revenue loss to the country.

17.1.2. To sort out this serious problem, Council had taken up this matter with concerned authorities viz. Ministry of Commerce and DGFT in various forums and we were able to convince the Government of India about the seriousness of the issue. Based on our request, the Govt. issued a notification (No. 27/2013 dated 10.05.2013) to increase the import duty of cashew kernels as Rs. 60/kg. or 45% (whichever is higher) for "cashew kernels – broken" and Rs. 75/kg. or 45% (whichever is higher) for "cashew kernels – wholes".

17.1.3. The minimum import price was also fixed to curtail the under invoiced imports. The DGFT vide notification (No. 53 (RE-2013)/2009 – 2014 dated 02.12.2013) set the minimum import price for import of cashew kernels as Rs. 288/= per kg. for "cashew kernels –broken and Rs. 400/= per kg. for "cashew kernels – wholes".

17.2. Banking issues

17.2.1. Council took up various banking related issues brought to its notice by the members. Major issues taken up were the service tax charged by banks on foreign bank charges. Even though banks were directed to collect service tax on reverse mechanism, the banks are debiting the service tax to the exporting customers, which increased the burden of exporters.

17.3. FSSAI registration for raw cashewnuts and CNSL

17.3.1. When FSSAI registration has made compulsory for dealing food products, raw cashewnut – an industrial raw material and Cashewnut Shell Liquid (CNSL) – a by-product of cashew industry have been included under the products require FSSAI registration.

17.3.2. Council is pursuing this issue with the Ministry of Agriculture & Co-operation and also through Ministry of Commerce & Industry, to exempt raw cashewnuts and CNSL from the purview of FSSA since these are non edible items.

18. CEPC LABORATORY AND TECHNICAL DIVISION

18.1. The CEPC Laboratory & Technical Division was established in the year 1997 for providing analytical services mainly to the Indian cashew industry. The lab has facilities to analyse physical, chemical, and microbial parameters including pesticide residues, aflatoxin, heavy metals in cashew and allied products. The laboratory follows internationally accepted test methods for analysis. The services of this laboratory and technical division are available not only to cashew industry in India, but also to the entire food processing industry in India and abroad

18.2. The CEPC laboratory is an authentic agency for testing and certification of food quality and safety. The laboratory regularly participates in check sample/validation programmes organized by international/national agencies. The analytical and scientific expertise available with the lab is being extended to other educational, industrial and research organizations also.

19.1. Analytical Services

I) Routine analysis of Samples

During the period 2013-2014, **5773** Cashew kernels and other samples were analyzed in the laboratory and results submitted. During the period, the main sources of income of the laboratory was generated from the following activities.

Sl.No.	Activity	Amount (Rs.)
1.	Testing Fees – Cashew	76,37,509.00
2.	Testing Fees - Water	11,21,280.00
3.	Testing Fees other than cashew and water	4,74,045.00
4.	Testing - Swab	12,900.00
5.	Testing Fees – GCMS / UV / AAS / HPTLC / HPLC	2,86,875.00
6.	Testing – Shelf Life Study	30,000.00
7.	Testing Fees – Gas Analysis	4,500.00
8.	Certificate of Origin	3,666.00
9.	Certificate of Origin (APTA)	6,650.00
10.	Training on Food Analysis (Chemical)	21,247.00
11.	Training on Water Analysis (Chemical)	86,000.00
12.	Training on Food Analysis – (Chemical & Microbiological)	5,000.00
13.	Training on Water Analysis – (Chemical & Microbiological)	50,000.00
14.	Training on Food and Water Analysis (Microbiology)	1,27,150.00
15.	Training on Food Analysis (Microbiological)	49,000.00
16.	Training on Water Analysis (Microbiological)	24,500.00
17.	Training on Food and Water Analysis (Chemical & Microbiological)	34,000.00
18.	Training - Biotechnology	1,15,000.00
19.	Training on Instrumentation (Chemistry)	2,59,200.00
20.	Project Work – B.Sc.	1,35,000.00
21.	Project Work – M.Sc.	4,40,763.00
22.	Project Work –B.Tech / M.Tech	1,54,000.00
23.	Project Work – M.Phil	8,325.00
24.	Ph.D Work	62,500.00
25.	Sale of Publications / Promotional Materials	25,150.00
	Total	1,11,74,260.00

19.2. Testing in Processing Units (Gas Analysis)

On demand from the cashew exporters, the gas analyzer of the laboratory was taken to various cashew processing units, and the quantity of oxygen, carbon dioxide and nitrogen in filled tins / pouches were tested. The details are as follows:

Location	No. of units visited	No. of Samples tested
Kerala	7	86
Tamil Nadu	1	19

19.3. Collection of samples from field (Swab, water & air samples)

Eight hundred and twenty six swab samples, one water and fifty five air samples were collected from different units and were tested for in the laboratory.

19.4 Country of Origin Certificates

During 2013-2014, the laboratory issued the following certificates of origin to cashew exporters.

1.	Certificate of Origin	85 Nos.
2.	Certificate of Origin (APTA)	75 Nos.

19.5 NABL Accreditation

The Laboratory is accredited under ISO/IEC: 17025 by NABL (National Accreditation Board for Testing and Calibration Laboratories), Department of Science & Technology, Government of India for "Biological and Chemical testing". Lab was maintained as per stipulations laid down by NABL. Internal audits were conducted as per schedule. The laboratory has also participated and conducted various inter laboratory comparison programmes.

19.6 BIS Recognition

The recognition granted to CEPC laboratory by the Bureau of Indian Standards (BIS) for the testing of Packaged Drinking Water, including pesticide residue as per IS 14543:2004 was maintained. The Surveillance Audit of the laboratory was conducted on 27th & 28th August, 2013 by BIS. The BIS Recognition Renewal Audit was conducted on 18th & 19th November, 2013. Twenty Packaged Drinking Water samples received from BIS were analysed and results furnished.

19.7 Approval from Kerala State Pollution Control Board

The laboratory is approved as 'A' grade Commercial Category laboratory for analysis of quality / pollution parameters for water / waste water and solid waste by the Kerala State Pollution Control Board (KSPCB). The approval was renewed and is valid till 23-06-2015.

19.8 University Recognitions

The laboratory is recognized as a Centre for Doctoral research under :

- a) Kannur University, in the subjects Microbiology, Biotechnology and Chemistry.
- b) University of Kerala in Biotechnology & Microbiology.

19.9 DSIR Recognition

The laboratory is granted recognition as a Scientific and Industrial Research Organisation (SIRO) by the Department of Scientific & Industrial Research, Ministry of Science and Technology, Govt. of India. The recognition is valid from 23-04-2013 upto 31-03-2016.

II. Training Programmes

1) Training on Analysis

During the year 2013-2014, the laboratory conducted various training as detailed below :-

Sl.No.	Name of Training Programme	Duration	No. of participants
1.	Instrumental Methods of Analysis	1 Month	4
	Instrumental Methods of Analysis	2 weeks	3
	Instrumental Methods of Analysis	5 days	13
	Instrumentation Techniques	3 weeks	1
	Instrumental Methods of Analysis	1 week	1
	Instrumental Methods of Analysis	3 days	12
	Data processing and Calibration of GCMS MS	2 days	2
	Mycotoxin Analysis of Food using HPLC	5 days	2
2.	Microbiological Analysis of Food	2 weeks	3
	Microbiological Analysis of Food	1 month	4
	Microbiological Analysis of Water	1 week	2
	Microbiological Analysis of Water	5 days	2

3.	Microbiological Analysis of Food and Water	3 weeks	3
	Microbiological Analysis of Food and Water	2 weeks	5
	Microbiological Analysis of Food and Water	1 month	8
	Chemical Analysis of Water	1 month	11
	Chemical Analysis of Water	1 week	1
	Chemical Analysis of Water	5 days	1
	Pesticide residue analysis of Water	4 days	1
	Chemical Analysis of Food	1 week	1
	Chemical and Microbiological Analysis of Food	1 month	1
	Chemical and Microbiological Analysis of Water	1 month2 weeks	11
	Quality Analysis of Cashew	2 days	2
	Quality Analysis of Oil	1 day	1
	Nutritional Analysis of Food	2 days	1
4.	HPTLC Techniques	2 days1 day	13
	Fermentation Technology (Enzymology)	1 month	1
	Techniques in Biotechnology	2 weeks	8

III. B.Sc. / M.Sc. / M.Tech / Ph.D PROJECT PROGRAMMES

B.Sc. Project

Assistance, guidance and necessary facilities were provided to **twenty seven** students from various colleges for the successful completion of their B.Sc. Project works.

B.Tech. Project

Fourteen B.Tech students completed their project work at our institute.

M.Sc Project

During the year, the laboratory provided assistance and guidance to forty four M.Sc. students from various Universities to carry out their dissertation work. The students were provided with necessary facilities for literature survey, analysis of samples and preparation of project reports.

M. Tech

One student from Udaya School of Engineering, Kanyakumari Dist. completed his M.Tech dissertation.

Ph D

Four research scholars are carrying out their doctoral research at our centre.

IV. MEETINGS / SEMINARS / WORKSHOPS / TRAININGS ATTENDED

Sl.No.	Particulars	Duration	Name of Staff
1.	Seminar on LCMS at Hotel Residency Tower, Trivandrum.	07-05-2013	Smt. Haseena. M, Sri. Muneer A.M.
2.	Hands on training in the validation of methods of VIDAS & TEMPO, by M/s. Biomerieux at CEPC Laboratory, Kollam (second level)	10-06-2013to 14-06-2013	Smt. Kavithakumari. P, Smt. Mayarani. C.B.

3.	Shimadzu Food Safety Technical Seminar Series 2013-14 conducted at Central Institute of Fisheries Technology, Cochin.	07-01-2014	Smt. Ajini. A.S.
----	---	------------	------------------

V. MEETINGS / WORKSHOPS CONDUCTED

- a. A two-day workshop on “BASIC PRACTICES IN BIOTECHNOLOGY” at Cashew Bhavan, Kollam, was organized on 6th & 7th February 2014 incorporating students, research scholars and teachers related to the field. A total of 70 participants from different organizations took part in the workshop.
- The workshop provided good insight into the world of Biotechnology, Pharmacology, Immunology and Biochemistry techniques. The technical session included hands-on training for various sophisticated instruments and analytical techniques like – HPTLC, PCR, RT-PCR, SDS-PAGE, Fermentor, UV-Vis-NIR Spectrophotometer, Phase Contrast Microscope, Enzyme Assays and Western Blotting was provided to the participants. Experts (both inhouse and outside) handled Technical Sessions.
- Certificates were issued to the participants and feedback recorded.
- b. A Meeting of the Research Committee of the CEPC Laboratory and Technical Division was conducted on 7th February 2014 in which experts in respective fields participated.
- c. The CEPC Laboratory & Technical Division participated in the “Made in Kerala- Conference & Exhibition on Opportunities in Value Added Agriculture & Food Processing” organized by the CII in partnership with the Government of Kerala on 29th March 2014 at Hotel Le Meridien, Kochi. Our analytical capabilities, R & D expertise, etc. were showcased through a stall set up at the indoor exhibition arranged as part of the seminar cum exposition. Delegates in good numbers belonging to industry, research and agriculture sectors visited the stall.
- d. Fifteen M.Sc. Botany students along with faculty member from Fatima Mata National College, Kollam visited our organization on 24-09-2013.

VI. LIBRARY

The Laboratory library holds good collection of books and periodicals. The process of strengthening the library has been continued. The following journals / magazines / bulletins were received.

- 1) Current Science
- 2) Indian Journal of Experimental Biology
- 3) Indian Journal of Biotechnology
- 4) Journal of Chemical Sciences
- 5) Cashew Bulletin
- 6) The Cashew & Cocoa Journal
- 7) Asian Journal of Chemistry (Monthly)
- 8) Current Science (Fortnightly)
- 9) Journal of Food Science & Technology (Monthly)
- 10) Indian Journal of Microbiology (Quarterly)

Regular services like issue of books and periodicals, supply of information services, news paper clipping services, etc. were continued. Reference facilities including guidance were provided to students and researchers from various organizations.

VII. ACTIVITIES UNDER SPONSORED PROJECTS

A two-day workshop entitled "A PERSPECTIVE ON BIOTECHNOLOGY" at Cashew Bhavan, Kollam, was organized on 12 & 13th November 2013 under the ICAR sponsored Project "A Value Chain on Cashew for Domestic and Export Market" (NAIP Project).

The workshop provided a good insight into the world of Biotechnology, Pharmacology and Biochemistry techniques. A total of 77 participants from different organizations including school students from various places, participated in the workshop.

The workshop included technical and practical sessions. Hands-on training for various sophisticated instruments and analytical techniques like – HPTLC, PCR, RT-PCR, TGA, SDS-PAGE, Fermentor, UV-Vis-NIR Spectrophotometer, Phase Contrast Microscope and Enzyme Assays etc. was provided to the participants. Experts (both in house and outside) handled Technical Sessions. An Exhibition on technologies developed under the NAIP Project was also arranged.

Certificates were issued to the participants and feedback recorded.

VIII Publications / Research Papers / Scientific Articles

A total of 8 research papers / scientific articles were published in national and international journals as detailed below.

1. Vincent Vineeth Leo, Vinod Viswanath, Sabna Prabha S, Prabhakumari C and Potty V P (2013) *Production of Cellulase from Cashew Shell Cake using Aspergillus niger*, Cashew Bulletin, Vol. LI No.4, April, 2013, pp 7&9.
2. Rekha Sivadasan and Prabhakumari C (2013) *Antibacterial Properties of Cashew Leaf Extracts*, Cashew Bulletin, Vol. LI No.5, May, 2013, pp 3&4.
3. Resmi, K I and Muraleedharan Nair, M N (2013) *Food Mycotoxins*, Cashew Bulletin, Vol. LI No.6, June, 2013, pp 3&5.
4. Vinod Viswanath, Vincent Vineeth Leo, Sabna Prabha S, Prabhakumari C and Potty, V P (2013) *Production of Pectinase by Aspergillus niger from Cashew Shell Cake*, Cashew Bulletin, Vol. LI No.7, July, 2013, pp 3&5.
5. Ajini A S (2013) *Pesticide Residuals in Food*, Cashew Bulletin, Vol. LI No.8, August, 2013, pp 5&7.
6. Dr. Muraleedharan Nair M.N and Renu S Nair (2013) *Brief Note on Collection, Grading & Processing of Raw Cashew Nut*, Cashew Bulletin, Vol. LI No.9, September, 2013, pp 5,7&9.
7. Dhanyalekshmi. C.S, Thankamani.V and Potty.V.P (2013) *Biodegradable waste utilization*, Cashew Bulletin, Vol. LI No.11, November, 2013, pp 3, 5 & 7.
8. Liji B Shah (2014) *Salmonella*, Cashew Bulletin, Vol. LII No.1, January, 2014, pp 3 & 5.

Sd/-
K. Sasi Varma
Executive Director Secretary

Sd/-
T.K. Shahal Hassan Musaliar
Chairman

Kollam : 691 001
Date : 28-08-2014

ACCOUNTS

THE CASHEW EXPORT PROMOTION COUNCIL OF INDIA
KOLLAM - 691 001
(A Company Limited by Guarantee)

REPORT OF THE COMMITTEE OF ADMINISTRATION ON
THE BALANCE SHEET AND INCOME & EXPENDITURE ACCOUNT
FOR THE YEAR 31ST MARCH 2014

The Members of the Committee of Administration have pleasure to present the audited Balance Sheet and Income & Expenditure Account of the Council for the year ended 31st March 2014. As required by the Ministry of Commerce in their letter No. 6(5) MDA/86 dated 19-5-1956, Receipts and Payments Accounts for the year have also been attached.

The Council is an organization working on "No-Profit-No-Loss" basis. The trade contribution for a year is collected purely on a provisional advance basis and added to the advance contribution carried over from the previous years. The trade contribution required for a year is taken from the gross amount, the balance carried over to the next year. The trade contribution over and above the requirement for the accounting year 2013-2014 amounting to Rs.55,83,287.70 is accounted as 'Trade Contribution Advance' on the Liability Side of the Balance Sheet with the result that there is neither any excess of income over expenditure nor any excess of expenditure over income during the year.

Sd/-
K. SASI VARMA
Executive Director
& Secretary

Sd/-
T.K. SHAHAL HASSAN MUSALIAR
Chairman

Sd/-
P. SUNDARAN
Member
Committee of Administration

Kollam - 691 001
28-08-2014

R.G.N.PRICE & CO

Chartered Accountants

PHONE : 2752502
E-MAIL : priceqln@vsnl.net

**FLAT NO C2,
POYILAKKADA FLATS,
BEHIND DISTRICT EYE HOSPITAL,
VADAKKUMBHAGOM
QUILON - 691 001**

DATE: 28-08-2014

REPORT OF THE INDEPENDENT AUDITORS TO THE MEMBERS OF THE CASHEW EXPORT PROMOTION COUNCIL OF INDIA, KOLLAM-691001.

Report on the Financial Statements

We have audited the accompanying financial statements of THE CASHEW EXPORT PROMOTION COUNCIL OF INDIA, KOLLAM-691001, which comprise the Balance Sheet, as at 31st March 2014 and the Statement of Income and Expenditure for the year then ended and a summary of significant accounting policies and other explanatory information.

Responsibility of the Council's Management for the Financial Statements

Council's Management is responsible for the preparation of these financial statements that give a true and fair view of the financial position and financial performance of the Council in accordance with the Accounting Standards referred to in Section 211(3C) of the Companies Act 1956 read with the General Circular 15/2013 dated 13th September 2013 of the Ministry of Corporate Affairs in respect of Section 133 of the Companies Act, 2013. This responsibility includes the design, implementation and maintenance of internal control relevant to the preparation of the financial statements that give a true and fair view and that are free from material misstatement, whether due to fraud or error.

Auditor's Responsibility

Our responsibility is to express an opinion on these financial statements based on our audit. We conducted our audit in accordance with the Standards of Auditing issued by the Institute of Chartered Accountants of India. Those standards require that we comply with ethical requirements and plan and perform the audit to obtain reasonable assurance about whether the financial statements are free from material misstatement.

An audit involves performing procedures to obtain audit evidence about the amounts and disclosures in the financial statements. The procedures selected depend on the auditor's judgment, including the assessment of risks of material misstatement of the financial statements, whether due to fraud or error. In making those risk assessments, the auditor considers internal control relevant to the Council's preparation and fair presentation of financial statements in order to design audit procedures that are appropriate in the circumstances, but not for the purpose of expressing an opinion on the effectiveness of the entity's internal control. An audit also includes evaluating the appropriateness of accounting policies used and the reasonableness of the accounting estimates made by the Council's Management, as well as evaluating the overall presentation of the financial statements. We believe that the audit evidence we have obtained is sufficient and appropriate to provide a basis for our audit opinion.

Basis for Adverse opinion

- a. Point no 1(d) of the Significant Accounting Policies states that the Council works on a no profit no loss basis. Trade contributions collected are treated as provisional and accounted as revenue only to the extent of the expenditure incurred by the council. Accordingly the surplus trade contribution collected during the year amounting to Rs. 53,83,288/- has been treated as liability and not as revenue. In our

Continued...

opinion, the treatment of trade contribution collected as advance without treating the entire amount as revenue is not in accordance with Accounting Standard 9 - Revenue Recognition issued by the Institute of Chartered Accountants of India. Had this amount been treated as revenue the statement of income and expenditure for the year would have shown an excess of income over expenditure of Rs. 53,83,288/-.

- b. As referred to in point no 2 of the Significant Accounting Policies, the council has not made any provision for the encashment of the earned leave for the employees as required by Accounting Standard 15 – Employee Benefits issued by the Institute of Chartered Accountants of India. The impact due to this on the accounts is not quantifiable.
- c. As referred to in point no 6 of Significant Accounting Policies foreign currency transactions are translated into Indian currency at the exchange rates at which the debits or credits are made by the bank and not at the exchange rate prevailing on the dates of the transactions as stipulated in Accounting Standard 11 – Effect of Changes in Foreign Exchange Rates issued by the Institute of Chartered Accountants of India.

Adverse Opinion

In our opinion, because of the significance of the matters discussed in the Basis for Adverse Opinion paragraph, the financial statements do not give a true and fair view in conformity with the accounting principles generally accepted in India:

- a) In case of the Balance Sheet, of the statement of affairs of the Council as at March 31, 2014;
- b) In the case of the statement of Income and Expenditure of the Council of Nil profit/loss for the year ended on that date.

Report on Other Legal and Regulatory Requirements

1. As this company is registered under section 25 of The Companies Act of 1956 the provisions of the Companies (Auditor's Report) Order, 2003 as amended by the Companies (Auditor's Report) (Amendment) Order, 2004 issued by the Central Government of India in terms of sub-section (4A) of section 227 of the Companies Act, 1956, are not applicable to this Company.
2. As required by Section 227(3) of the Act, we report that
 - a. We have obtained all the information and explanations which to the best of our knowledge and belief were necessary for the purpose of our audit except for the matters described in the Basis for Adverse Opinion paragraph.
 - b. In our opinion proper books of accounts as required by law have been kept by the Council so far as appears from our examination of those books.
 - c. The Balance Sheet and Statement of Income and Expenditure dealt with by this report are in agreement with the books of accounts.
 - d. Except for the possible effects of the matters described in the Basis for Adverse Opinion paragraph, in our opinion, the balance sheet, Statement of Income and Expenditure comply with the accounting standards referred to in sub section (3C) of section 211 of the Companies Act 1956, read with the General Circular 15/2013 dated 13th September 2013 of the Ministry of Corporate Affairs in respect of section 133 of the Companies Act, 2013.
 - e. The provisions of Section 274 (1) (g) of the Companies Act, 1956 are not applicable to the Council.

For **RGN Price & Co**
Chartered Accountants
F.No. 002785S

Sd/-
CA.G.Surendranath Rao
Partner
(M.No. 022693)

**THE CASHEW EXPORT PROMOTION COUNCIL OF INDIA,
Cashew Bhavan, Mundakkal, Kollam - 691001
(A Company Limited by Guarantee)**

Council's Reply on Auditor's Report for 2013-14

1. As in earlier years, we have followed a Consistent Management Policy of accounting trade contributions received in advance, from our members as an 'Advance' and shown in the Balance Sheet under "Current Liabilities". The said advance is only deployed to meet the expenditure incurred by the Council from time to time. From its inception, the Council has no profit motive as it is not a commercial enterprise and it works only for the healthy promotion of the Cashew Industry in the national perspective as per the Foreign Trade Policy of the Government on India. Accordingly, the said advance, we feel, does not partake the character of income to be hit by Accounting Standard 9 on Revenue Recognition.
2. We shall make provision for Earned Leave encashment henceforth.
3. Exchange rates used in calculation are at actuals as charged by the banks.

Sd/-

T.K. Shahal Hassan Musaliar
Chairman

Sd/-

K. Sasi Varma
Executive Director & Secretary

Sd/-

P. Sundaran
Member
Committee of Administration

Kollam - 691001

Date : 28-08-2014

THE CASHEW EXPORT PROMOTION COUNCIL OF INDIA
Cashew Bhavan, Mundakkal, Kollam - 691001
(A Company Limited by Guarantee)

BALANCE SHEET AS AT 31ST MARCH 2014

Particulars	Note No.	As on 31-3-2014 Amount Rs.	As on 31-3-2013 Amount Rs.
EQUITY AND LIABILITIES			
Share holder's Fund			
Share capital	1	NIL	NIL
(Company limited by guarantee)			
Reserves and surplus	2	3,965,562.66	3,965,562.66
Deferred Government Grants	3	85,097,844.07	94,927,200.99
Current Liabilities			
Short term Borrowings	4	206,104.00	-
Other Current Liabilities	5	39,135,002.18	29,825,864.48
TOTAL		128,404,512.91	128,718,628.13
ASSETS			
Non Current Assets			
Fixed Assets	6		
i) Tangible Assets		93,868,360.03	104,095,583.96
ii) Intangible Assets		662,682.31	743,158.72
iii) Capital Work in Progress		481,119.00	481,119.00
Long term Loans and advances	7	284,001.00	206,301.00
Current Assets			
Inventories	8	119,126.00	114,476.00
Trade receivables	9	897.00	327.00
Cash and Bank Balance	10	19,108,475.57	21,059,660.45
Short Term Loans and Advances	11	2,153,932.00	1,554,335.00
Other Current Assets	12	11,725,920.00	463,667.00
TOTAL		128,404,512.91	128,718,628.13

Notes to Accounts, Significant Accounting Policies &
Other explanatory statements forms part of accounts
(Notes 1 to 19)

This is the Balance Sheet referred to
in our report of even date

For R.G.N.PRICE & CO
Chartered Accountants
F.No. 002785S

On behalf of the Committee of Administration

S/d-
CA.G.Surendranath Rao
Partner
(M.No. 022693)

Sd/-
T.K. SHAHAL HASSAN MUSALIAR
Chairman
(M.No. 19796)

Sd/-
K.SASI VARMA
Executive Director &
Secretary

Sd/-
P. SUNDARAN
Member

Kollam - 691001
Date : 28-08-2014

Kollam - 691001
Date : 28-08-2014

THE CASHEW EXPORT PROMOTION COUNCIL OF INDIA
Cashew Bhavan, Mundakkal, Kollam - 691001
(A Company Limited by Guarantee)

Income and Expenditure Statement for the Year ended 31st March 2014

Particulars	Note No.	For the year ended 31-03- 2014 Amount Rs.	For the year ended 31-03- 2014 Amount Rs.
INCOME:			
Revenue from Operations	13	74,522,777.07	34,994,952.71
Other Income	14	1,915,595.74	2,697,753.00
Total Income		76,438,372.81	37,692,705.71
EXPENDITURE:			
Operating Expenses	15	9,018,351.25	8,640,200.00
Employee Benefits	16	13,647,035.00	11,361,822.00
Finance Costs	17	28,290.42	8,676.00
Depreciation	18	10,479,105.34	8,758,152.71
Other Expenses	19	43,265,590.80	8,923,855.00
Total		76,438,372.81	37,692,705.71

Notes to Accounts, Significant Accounting Policies and Other explanatory statements form part of accounts (Notes 1 to 19)

This is the Income and Expenditure referred to in our report of even date

For R.G.N.PRICE & CO
Chartered Accountants
F.No. 002785S

On behalf of the Committee of Administration

S/d-
CA.G.Surendranath Rao
Partner
 (M.No. 022693)

Sd/-
T.K. SHAHAL HASSAN MUSALIAR
 Chairman
 (M.No. 19796)

Sd/-
K.SASI VARMA
 Executive Director &
 Secretary

Sd/-
P. SUNDARAN
 Member

Kollam - 691001
 Date : 28-08-2014

Kollam - 691001
 Date : 28-08-2014

THE CASHEW EXPORT PROMOTION COUNCIL OF INDIA

Cashew Bhavan, Mundakkal, Kollam 691001

(A Company Limited by Guarantee)

Notes No	Particulars	31-3-2014	31-3-2013
1	SHARE CAPITAL (A Company Limited by Guarantee)	NIL	NIL
	TOTAL	NIL	NIL

- 1.1 The Cashew Export Promotion Council of India is a Company incorporated under the provisions of the Section 25 of the Companies Act ,1956. The Council is a Company Limited by Gurantee.

Notes No	Particulars	31-3-2014	31-3-2013
2	RESERVES AND SURPLUS Capital Fund (As per balance sheet)	511,802.00	511,802.00
	Reserve Development Fund As per last Balance Sheet	3,453,760.66	3,453,760.66
		3,965,562.66	3,965,562.66
3	DEFERRED GOVERNMENT GRANTS Grant received from Government of India Information data base, Training Centre, CEPC Lab under Plan Fund As per last Balance Sheet	967,964.49	1,113,709.04
	Less: Amount transferred to I & E during the year	124,077.81	145,744.55
	TOTAL	843,886.68	967,964.49
	CIB Funds for Upgradation of CEPC Lab,Kollam As per last Balance Sheet	1,625,775.84	1,900,001.70
	Less: Amount transferred to I & E during the year	234,947.13	274,225.86
	TOTAL	1,390,828.71	1,625,775.84
	Grant from KINFRA for the Upgradation of CEPC Lab,Kollam As per last Balance Sheet	2,329,616.55	2,710,136.45
	Less: Amount transferred to I & E during the year	326,782.71	380,519.90
	TOTAL	2,002,833.84	2,329,616.55
	ASIDE Scheme for Cashew Bhavan As per last Balance Sheet	44,299,417.48	47,206,527.28
	Less: Amount transferred to I & E during the year	2,698,932.65	2,907,109.80
	TOTAL	41,600,484.83	44,299,417.48
	ASIDE Fund for Upgradation of Laboratory Less: Amount transferred to I & E during the year	45,704,426.63	50,000,000.00
		6,444,616.62	4,295,573.37
	TOTAL	39,259,810.01	45,704,426.63
	GRAND TOTAL	85,097,844.07	94,927,200.99

- 3.1 Grant-in-aid received from Government of India for CEPC Laboratory Equipments, Information Data Base/ Internet Access and Upgradation of CEPC Laboratory, Construction of Cashew Bhavan Building Upgradation of CEPC Laboratory (ASIDE) being specific grant for acquisition of fixed assets, are adjusted to the extent of Rs.98,29,356.92 being depreciation on those assets charged in the Income & Expenditure Account under the Account head "Income from Government grant" as per Accounting Standard 12 issued by ICAI.
- 3.2 Council received grant-in-aid under ASIDE for Rs. 500 Lakhs for Upgradation of its Laboratory at Kollam during the year 2011-12. It has been fully utilised during the year and Rs. 4,95,69,036/- has been capitalised. Rs. 4,81,119/- has been shown as Capital Work in Progress.

Notes No	Particulars	31-3-2014	31-3-2013
4	SHORT TERM BORROWINGS		
	Secured	206,104.00	-
	SBI - Overdraft (For LAB) (Working capital sanctioned by State Bank of India as overdraft against the fixed deposit)	206,104.00	-

Notes No	Particulars	31-3-2014	31-3-2013
5	OTHER CURRENT LIABILITIES		
	Creditors for advance - Trade contribution	33,079,978.18	27,696,690.48
	MDA Grant for Exporters - Refundable (HO)	185,477.00	20,093.00
	MDA Grant for Code activities- Refundable (HO)	380,140.00	-
	Advances for consultancy services	629,014.00	415,902.00
	Income Received in Advance	2,355,220.00	122,500.00
	Statutory Payables	796,466.00	209,644.00
	Accrued Expenses	938,256.00	686,074.00
	Other Payables	770,451.00	674,961.00
		39,135,002.18	29,825,864.48

- 5.1 The Council is an organization working on "No Profit- No Loss" basis. The trade contribution for the year is collected purely on a provisional advance basis and added to the advance contribution carried over from the previous year. The trade contribution required for a year is taken from gross amount and the balance is carried over to the next year. The Trade Contribution over and the above the requirements for the year 2013-2014 amounting to Rs. 53,83,287.70 is added to the "Creditors for advance-Trade Contribution" shown under the head "Other current liabilities" on the liability side of the Balance Sheet. As a result, there is neither any excess of income over expenditure nor otherwise during the financial year 2013-2014.
- 5.2 Council received MDA Grant for reimbursement to Exporters for Rs. 32,60,000/-. The Council has utilised Rs. 30,74,523/- during the year and balance Rs.1,85,477/- has been shown as MDA Grant for Exporters - Refundable under the "Other Current Liabilities".

- 5.3 Council received MDA Grant in Aid (Code Activities) Rs. 37,30,000/- during the year. The Council has utilised Rs. 33,49,860/- during the year and balance Rs.3,80,140/- has been shown as MDA Grant for Code Activities - Refundable under the "Other Current Liabilities".
- 5.4 Council received Plan Fund for Rs. 2,07,00,000/- and it has fully utilised during the year itself.

Notes No	Particulars	31-3-2014	31-3-2013
6	FIXED ASSETS		
6.1	Tangible Fixed Assets (As per separate sheet Attached)		
	General [Part I(a)]	1,143,364.22	1,231,544.77
	CEPC Laboratory & Technical Division (Part II A)	643,754.91	749,276.75
	CEPC Laboratory & Technical Division (Part II B)	1,417,540.47	1,652,487.60
	CEPC Laboratory & Technical Division (Part II C)	2,002,833.84	2,329,616.55
	Training Centre (Part III)	83,858.67	97,870.81
	Information Database (Part IV)	17,070.39	21,614.22
	Other Assets Lab [(Part V(a)]	2,719,355.26	3,107,073.89
	Cashew Bhavan Building (Part VI)	47,657,462.82	50,356,395.45
	CEPC Aside scheme [(Part VII (a)]	38,183,119.45	44,540,750.86
	Total -Tangible Assets (a)	93,868,360.03	104,086,630.90
6..2	Intangible Fixed Assets		
	General [Part I(b)]	28,757.61	14,178.11
	Other Assets Lab [(Part V(b)]	3,133.14	5,221.90
	CEPC Aside scheme [Part VII (b)]	630,791.56	732,711.77
	Total Intangible Assets (b)	662,682.31	752,111.78
	TOTAL (a+b)	94,531,042.34	104,838,742.68
6.3	Capital Work in Progress	481,119.00	481,119.00

- 6.3.1. Council received grant-in-aid under ASIDE for Rs. 500 Lakhs for Upgradation of its Laboratory at Kollam during the year 2011-12. It has been fully utilised during the year and Rs. 4,95,69,036/- has been capitalised. Rs. 4,81,119/- has been shown as Capital Work in Progress.

Notes No	Particulars	31.03.2014	31.03.2013
7	LONG TERM LOANS AND ADVANCES		
	SECURITY DEPOSIT		
	Electricity Deposit - H.O	18,083.00	18,083.00
	Electricity Deposit - Lab	219,168.00	147,468.00
	Security Deposit for Postage	650.00	650.00

	Telephone Deposit - HO	2,000.00	2,000.00
	Telephone Deposit - Int'l Roaming	7,000.00	7,000.00
	Telephone Deposit - ISD	3,500.00	3,500.00
	Telephone Deposit - LAB	27,600.00	27,600.00
	Security Deposit - BSNL	5,500.00	-
	Security Deposit - Idea Phone	500.00	-
		284,001.00	206,301.00
Notes No	Particulars	31.03.2014	31.03.2013
8	INVENTORIES		
	Stock In Hand		
	Chemicals / Consumables	118,226.00	109,976.00
	Controlled Items	900.00	4,500.00
		119,126.00	114,476.00

8.1 Stock of chemicals and controlled items have been valued at lower of cost or market price

Notes No	Particulars	31.03.2014	31.03.2013
9	TRADE RECEIVABLES.		
	Unsecured and Considered Good		
	Debts outstanding for a period more than six months	-	-
	Less than six months	897.00	327.00
		897.00	327.00

Notes No	Particulars	31.03.2014	31.03.2013
10	CASH AND BANK BALANCES		
	Cash balance		
	Cash in hand-H.O	11,982.00	6,512.78
	Cash in hand-LAB	4,445.00	312.62
	Stamps in hand	274.50	1,575.50
	Petty Cash - HO	1,475.28	8,496.00
	Petty Cash - LAB	1,417.62	-
	Petty Cash - Cochin	3,790.00	-
	(A)	23,384.40	16,896.90
	Bank balance		
	i) Bank Balance in current account		
	Axis Bank -HO	27,819.39	-
	Bank of Baroda-007576463	965.20	38,122.20
	Canara Bank,EKM-0806201001689	146,788.10	147,129.10

	Indian Bank,EKM-409504834	346,181.36	2,964,462.38
	Indian Bank,Kollam-446765269	2,005,123.12	135,310.87
	State Bank of India Lab	913,878.00	908,941.00
	State Bank of India,EKM-1062673228-1	415,710.00	268,735.00
	(B)	4,240,145.17	4,922,846.55
ii)	Fixed Deposits with Bank		
	Head Office		
	Indian Bank General		5,911,606.00
	FD-6018049874-IB EKM	1,648,657.00	-
	FD-6128123130-IB EKM	3,187,092.00	-
	FD-6128123221-IB EKM	3,187,092.00	-
	Punjab National Bank-000429	1,864,442.00	1,722,022.00
	PSB - General	2,883,396.00	5,173,645.00
	CEPC Lab		
	FD-Bank of Baroda	1,574,267.00	2,022,461.00
	FD-State Bank of India	500,000.00	-
	(Held as Primary security for Overdraft of Rs. 2 Lakhs taken by CEPCI Lab for Working Capital)		
	FD-Punjab & Sind	-	1,290,183.00
	(C)	14,844,946.00	16,119,917.00
TOTAL (A+B+C)		19,108,475.57	21,059,660.45

Notes No	Particulars	31.03.2014	31.03.2013
11	SHORT TERM LOANS AND ADVANCES		
	Cochin Share Registry and Software Consultants(P)Ltd.	-	129,500.00
	Tax Deducted at Source 2005-06 HO	41,955.00	41,955.00
	Tax Deducted at Source 2010-11 HO	36,824.00	36,824.00
	Tax Deducted at Source 2011-12 HO	352,335.00	352,335.00
	Tax Deducted at Source 2012-13 HO	241,837.00	241,219.00
	Tax Deducted at Source 2013-14 HO	172,437.00	-
	Tax Deducted at Source CEPC Lab 2005-06	27,843.00	27,843.00
	Tax Deducted at Source CEPC Lab 2008-09	21,366.00	21,366.00
	Tax Deducted at Source CEPC Lab 2010-11	15,376.00	15,376.00
	Tax Deducted at Source CEPC Lab 2011-12	326,431.00	326,431.00
	Tax Deducted at Source CEPC Lab 2012-13	338,986.00	338,986.00
	Tax Deducted at Source CEPC Lab 2013-14	542,667.00	-
	Loans and advances to employees		
	Unsecured, considered good		
	Cycle Advance - LAB	10,375.00	-
	Festival Advance - HO	6,000.00	3,375.00
	Festival Advance - LAB	19,500.00	19,125.00
	TOTAL	2,153,932.00	1,554,335.00

Notes No	Particulars	31-3-2014	31-3-2013
12	OTHER CURRENT ASSETS		
	MAI Grant Receivable	9,000,000.00	-
	Other Receivables	910,503.00	342,124.00
	Prepaid expenses - H.O	1,636,420.00	14,637.00
	Prepaid expenses - Lab	133,528.00	45,095.00
	FD- Interest receivable -HO	11,634.00	61,811.00
	FD- Interest receivable -LAB	33,835.00	-
	TOTAL	11,725,920.00	463,667.00

12.1. During the year the Council was sanctioned with Rs. 150 Lakhs for undertaking activities under MAI Scheme. Out of Rs. 150 Lakhs, the Council has received Rs. 60 Lakhs. The remaining Rs. 90 Lakhs is receivable from the Ministry of Commerce, New Delhi

Notes No	Particulars	31.03.2014	31.03.2013
13	INCOME FROM OPERATIONS		
	Trade contribution	1,346,825.30	6,798,022.23
	Built Up Stall Expenses	2,758,993.00	2,355,000.00
	Associate Membership subscription for the year	220,000.00	10,000.00
	Membership subscription for the year	1,840,817.00	1,611,340.00
	Entrance fee	560,000.00	380,000.00
	Advertisement	1,631,181.00	1,243,957.00
	Subscription to Council' s publications	35,010.00	30,605.00
	Sale of publications	85,360.00	41,210.00
	Processing fee for Grant in Aid	392,296.00	645,698.00
	Logistikaju	-	302,839.00
	Cashew utsavam	-	353,846.00
	Registration Fee For AFI Delegation	-	60,000.00
	MAI Grant for 2013-14	15,000,000.00	-
	Fee for Certificate of Origin	17,500.00	11,420.00
	Delegate Fee for INC Congress, Barcelona	381,810.00	-
	Fee for Trade Delegation to singapore and vietnam	-	210,000.00
	Sponsorship for Nutritional Study	178,000.00	-
	Kaju India 2013 - Sponsorship	445,108.00	-
	Kaju India 2013 - Delegate Fee	3,388,489.85	-
	Kaju India 2013 - Stall Rent	1,187,908.00	-
	Plan Fund 2013-14 - Income	20,700,000.00	-
	MDA Grant for code activities	3,349,860.00	4,318,000.00
	Income from Government grant	9,829,356.92	8,003,173.48
	Income from CEPC Laboratory		
	Bio-Ethanol Project	-	-

Testing fees	9,567,111.00	7,731,650.00
Certificate of Origin	3,666.00	2,760.00
Certificate of Origin-APTA	6,650.00	770.00
Workshop /Seminar Analysis	-	13,170.00
Project fees	800,588.00	444,562.00
Sale of Publications/ Promotional Materials	25,150.00	46,430.00
Training fees	771,097.00	380,500.00
TOTAL	74,522,777.07	34,994,952.71

Notes No	Particulars	31.03.2014	31.03.2013
14	OTHER INCOME		
	Interest on deposits	1,521,831.00	2,223,521.00
	Interest on loan	6,156.00	6,156.00
	Miscellaneous Reciept	3,928.74	26,680.00
	Charges for personal use of car	-	1,987.00
	Election Deposit	2,000.00	-
	CEPC Laboratory		
	Interest received	190,396.00	338,864.00
	Miscellaneous Receipt	163,650.00	39,157.00
	Provision no longer required now written back	-	50,000.00
	Cancellation Charge	700.00	700.00
	Interest on Electricity CD	15,834.00	10,688.00
	Notice Pay	11,100.00	-
	TOTAL	1,915,595.74	2,697,753.00

Notes No	Particulars	31.03.2014	31.03.2013
15	OPERATING EXPENSES		
	HEAD OFFICE		
	MDA GRANT FOR CODE ACTIVITIES		
	Exhibitions Abroad	-	4,256,976.00
	Anuga 2013	872,026.00	-
	Foodex Japan 2014	759,478.50	-
	Food Week Korea 2013	577,899.75	-
	Gulfood 2014	3,125,048.00	-
	Jeddah International Fair 2013	633,786.00	-
	Buyer Seller Meet at Barcelona/INC Convention	287,048.00	848,168.00
	Publication/Publicity Expenses	813,715.00	1,037,695.00
	Awareness Seminars/Workshops in India/Abroad		1,345,183.00
	Seminars/Workshop in M'lore, Panruti & Kollam etc.	497,785.00	-
	UN / ECE Meeting	165,338.00	-

	LAB EXPENSES		
	Chemicals Consumed	1,114,886.00	893,447.00
	Controlled Items Consumed	24,750.00	5,840.00
	Purchase of Gas Cylinders/Accessories	63,441.00	128,701.00
	Purchase of Laboratory Accessories	13,770.00	14,534.00
	Bio-ethanol Project -Expense	-	53,050.00
	Calibration Charges	69,380.00	56,606.00
	TOTAL	9,018,351.25	8,640,200.00

Notes No	Particulars	31.03.2014	31.03.2013
16	EMPLOYEE BENEFITS EXPENSE		
	HEAD OFFICE		
	Basic pay	2,346,283.00	2,307,984.00
	Dearness allowance	2,090,064.00	1,656,425.00
	House Rent Allowance	293,467.00	419,231.00
	Transfer Allowance	145,889.00	49,390.00
	Transport Allowance	197,232.00	180,123.00
	Council Contribution to PF	354,284.00	344,011.00
	EPF Administration Charges	48,770.00	46,156.00
	Ex-Gratia/Bonus	6,365.00	28,816.00
	Medical reimbursement	9,000.00	9,000.00
	Leave Travel Concession	128,714.00	-
	Encashment of earned leave	5,484.00	108,270.00
	Salary to additional staff	802,219.00	681,241.00
	Other allowance	4,605.00	5,150.00
	Welfare and amenities to staff	-	11,070.00
	Group gratuity life insurance premium	190,265.00	25,000.00
	Special Allowance	691,797.00	36,803.00
	Children Education Allowance	52,763.00	55,429.00
		7,367,201.00	5,964,099.00
	CEPC LAB		
	Basic pay	1,727,784.00	1,586,190.00
	Dearness allowances	1,504,878.00	1,137,015.00
	House Rent Allowance	167,538.00	157,695.00
	Transport Allowance	185,808.00	163,524.00
	Council Contribution to PF	351,922.00	312,513.00
	EPF Administration Charges	47,222.00	41,934.00
	ESI - Council's Contribution	57,234.00	32,272.00
	ESI- Other Staff - Council's Contribution	1,330.00	4,577.00
	Ex-Gratia payment	31,282.00	42,828.00
	Medical reimbursement	18,000.00	24,885.00
	Salary of Other staff	803,710.00	655,000.00
	LTC	4,168.00	-
	Encashment of earned leave	-	45,750.00
	Welfare and Amenities to Staff	-	15,000.00

	Children's Education Allowance	175,772.00	146,513.00
	Liveries to Lab. Staff	8,331.00	4,659.00
	TOTAL (B)	6,279,834.00	5,397,723.00
	GRAND TOTAL (A+B)	13,647,035.00	11,361,822.00

Notes No	Particulars	31.03.2014	31.03.2013
17	FINANCE COSTS		
	Bank Charges - HO	18,818.42	4,135.00
	Bank Charges - Lab	9,472.00	4,541.00
	TOTAL	28,290.42	8,676.00

Notes No	Particulars	31.03.2014	31.03.2013
18	DEPRECIATION		
	Depreciation - H.O		
	General (Part I)	226,251.04	245,728.25
	CEPC Laboratory & Technical Division (Part II A)	105,521.84	122,962.79
	CEPC Laboratory & Technical Division (Part II B)	234,947.13	274,225.86
	CEPC Laboratory & Technical Division (Part II C)	326,782.71	380,519.90
	Training centre (Part III)	14,012.14	16,401.82
	Information Database (Part IV)	4,543.83	6,379.94
	Cashew Bhavan Building (Part VI)	2,698,932.65	2,907,109.80
	CEPC Aside scheme (Part VII)	6,444,616.62	4,295,573.37
	Depreciation - Lab		
	Other Assets Lab(Part V)	423,497.38	509,250.98
	TOTAL	10,479,105.34	8,758,152.71

Notes No	Particulars	31.03.2014	31.03.2013
19	OTHER EXPENSES		
	Repairs & Maintenance	139,594.00	140,347.00
	OTHER OFFICE EXPENSES		
	Property tax	320,544.00	312,738.00
	Retainer Fee	-	20,000.00
	Audit fee	28,090.00	28,090.00
	Premises charges	618,463.00	260,481.00
	Committee meeting expenses	13,716.50	21,796.00
	Petrol/fuel charges	59,965.00	75,219.00
	Generator Expenses	10,648.00	-
	Local conveyance	4,696.00	4,342.00

Miscellaneous expenses	62,443.80	98,423.00
Electricity charges	43,215.00	73,888.00
Telephone charges	182,185.00	125,042.00
Wages to security guards	175,884.00	134,832.00
Insurance	16,349.00	4,521.00
Postage	144,476.00	106,929.00
Interest and penalty	39,027.00	5,553.00
Printing & Stationery	142,378.00	134,537.00
Travelling - Officers and Staff	88,838.00	209,341.00
Travelling - Committee Members	596,533.00	1,027,796.00
Hospitality Expenses	22,337.00	16,359.00
Expenses of Liaison Officer	155,581.00	129,000.00
Professional Charge	10,000.00	14,045.00
ASIDE Lab consumables	68,520.00	-
Computer Expenses	219,223.00	-
Shifting of Office	156,928.00	-
Exchange Difference - Loss	534.00	-
DEVELOPMENT EXPENDITURE		
Advertisement in India	5,000.00	51,116.00
Membership in other organisation	7,023.00	7,023.00
Mozambique Delegation	-	15,689.00
Subscription to periodicals	5,512.50	4,224.00
MDA Grant in Aid expenses	80,886.00	203,066.00
Supply of samples	7,473.00	-
Fine Food Melbourne	-	67,073.00
Global Taskforce Contribution	-	1,712,350.00
Plan Fund Inspection Expenses	117,904.00	101,265.00
Website Updation	82,557.00	38,081.00
Plan Fund 2013-14 - Expenditure	20,700,000.00	-
MAI Expenses		
Kaju India 2013		
Kaju India - Other Organising Expenses	434,272.00	-
Kaju India - Travel & Accommodation of Invitees	977,619.00	-
Kaju India - Venue Cost	3,973,905.00	-
Marketing related Advertising, Publicity/Promotion :-		
Advertising/Publicity/Promotion	377,720.00	-
BSM at Gulfood	956,257.00	-
Sponsorship for Cashew Satellite Meeting	1,209,930.00	-
Global Cashew Council Programme	2,121,493.00	-
Nutrition Study	4,903,120.00	-
LAB EXPENSES		
Electricity Charges	1,979,405.00	1,484,443.00

Gardening Expenses		8,029.00
Hospitality / Meeting Expense	6,820.00	6,188.00
Electrical Inspectorate Charge	14,395.00	6,994.00
Food Safety and Standard Authority of India		1,000.00
Local Conveyance	6,730.00	10,664.00
Maintenance Expense	29,207.00	93,899.00
NABL Expense	47,752.00	210,805.00
Office /lab. Expenses	321,472.00	378,495.00
Testing Fees Culture Identification		843.00
Photocopier Accessories	14,190.00	21,283.00
Postage / Telegram	17,915.00	20,173.00
Printing / Stationeries	70,411.00	88,218.00
Proficiency Testing Participation Expense	46,609.00	
Training Program outsiders		1,760.00
Subscription Charge	76,470.00	37,997.00
Telephone / Fax Charges	37,221.00	41,903.00
Training Program Staff	2,072.00	500.00
Transportation Charges-Expense	20,670.00	27,806.00
Service Tax - Interest Paid		
Travelling Expenses	3,088.00	7,899.00
Incentive Charge	358,389.00	176,280.00
Annual Maintenance Contract	244,040.00	413,513.00
BIS Expense	183,697.00	
Building /Premises Expense	399,584.00	693,891.00
Computer / Printer Accessories	14,795.00	16,160.00
Insurance	7,477.00	22,225.00
University recognition expense		4,886.00
Advertisement Charge	1,950.00	
Generator Running Expense	10,415.00	2,247.00
Miscellaneous Expense	745.00	2,388.00
Research/ Training Related Expenses		200.00
DSIR Recognition Expense	2,000.00	
Office Car Maintenance	9,600.00	
Water charges	14,387.00	
FSMS Workshop Expenses	6,000.00	
Internet Charges	19,820.00	
Excess interest Accrued Written off	17,425.00	
TOTAL	43,265,590.80	8,923,855.00

THE CASHEW EXPORT PROMOTION COUNCIL OF INDIA
Cashew Bhavan, Mundakkal, Kollam 691001
 (A Company Limited by Guarantee)

SUB-SCHEDULE- Income received in Advance

Particulars	31-3-2014	31-3-2013
Trade Contribution for 2014-15	7,500.00	15,000.00
Membership Subscription for 2014-15	1,495,000.00	107,500.00
Associate Membership Fee for 2014-15	150,000.00	-
Delegate Fee for BSM at USA	97,528.00	-
INC, Melbourne Registration fees	605,192.00	-
	2,355,220.00	122,500.00

SUB SCHEDULES - Statutory Payables

Particulars	31.03.2014	31.03.2013
Head Office		
Tax Deducted at Source -H.O	469,996.00	2,267.00
EPF Payable	160,903.00	132,216.00
Staff Income Tax	38,300.00	-
Service Tax Payables	57,991.00	15,572.00
CEPC Lab		
EPF Payable - LAB	67,539.00	58,196.00
ESI Payable	1,737.00	1,393.00
	796,466.00	209,644.00

SUB SCHEDULES - Accrued Expenses

Particulars	31.03.2014	31.03.2013
Head Office		
Audit Fee Payable	28,090.00	28,090.00
Salary Payable H.O	349,564.00	320,101.00
Wages to Security Guards Payable	14,315.00	11,011.00
Controller of Publication	-	2,946.00
Exp. of Liaison Officer Payable	12,000.00	-
Telephone Charges Payable	12,915.00	-
CEPC Lab		
Salary Payable LAB	353,670.00	303,566.00
Telephone Charges Payable	4,030.00	-
Electricity Charges Payable	163,672.00	-
Workshop / Seminar Expenses Payable	-	20,360.00
	938,256.00	686,074.00

SUB SCHEDULES - Others

Particulars	31.03.2014	31.03.2013
Head Office		
BSM Sundry Creditors	-	26,010.00
Central Service Co.Op.Credit Society	90,019.00	58,157.00
Retention money	300.00	300.00
Fernandes Brothers	3,354.00	3,511.00
St. John's Cashew Company	-	79.00
Amarakerala Industries	-	23,842.00
Calgon Scientific Company Kochi	-	14,935.00
Sandhya Cashew Factory	5,510.00	-
Aadarsh Industrial Chemicals, Uduppi	8,427.00	-
Bola Raghavendra Kamath & Sons, Karkala	124,781.00	-
Krishnan Food Processors, Kollam	115,949.00	-
Rajkumar Impex (P) Ltd, Chennai	140.00	-
South Kerala Cashew Exporters, Kollam	1,632.00	-
Sreelakshmi Cashew Company, Kollam	3,324.00	-
CEPC Lab		
Recovery Co-Op Society	2,258.00	2,256.00
EMD	335,000.00	485,000.00
Advance Testing Fees	15,057.00	11,171.00
Performance Bond	49,700.00	49,700.00
Caution Deposit for Research Training	15,000.00	-
	770,451.00	674,961.00

SUB-SCHEDULE - Advances for Consultancy Services

Particulars	31.03.2014	31.03.2013
Deposit for Packaged Drinking Water		
Contract Deposit-Arangathu Aqua Minerals	5,000.00	5,000.00
Contract Deposit - Erayil Products	10,000.00	10,000.00
Contract Deposit - Godavari Aqua Prod	10,000.00	10,000.00
Contract Deposit - Good Beverages	12,000.00	12,000.00
Contract Deposit - Marco Industries	10,000.00	10,000.00
Contract Deposit - Millenium Aqua Prod	10,000.00	10,000.00
Contract Deposit - Periyar Beverages	10,000.00	10,000.00
Contract Deposit - Sri. Krishna Aqua Mineral	10,120.00	10,120.00
Contract Deposit - S&S Ind	10,000.00	10,000.00
Contract Deposit - Sukhar Industries	10,000.00	10,000.00
Contract Deposit - Tejas Mineral	10,000.00	10,000.00
Contract Deposit-Transasia Beverages	10,000.00	10,000.00
Contract Deposit - Vrindavan Industry	10,000.00	10,000.00
Deposit for Testing Fees		
M/s. Afeef Cashew Co.	1,011.00	1,011.00
M/s. Aliya Cashew Exporters	20,874.00	20,874.00
M/s. Alphonsa Cashew Industries	129,522.00	27,773.00
M/s. Amrutha Cashew	2,826.00	1,876.00

M/s. Anu Cashews	6,851.00	2,146.00
M/s. Anzar Cashew Co.	11,896.00	11,896.00
M/s. Ashwathy Enterprises	4,664.00	4,664.00
M/s. Associated Cashew Ind	7,677.00	437.00
M/s. Binod Cashew Co.	4,712.00	11,212.00
M/s. B.R.Kamath & Sons	696.00	696.00
M/s. Cape Comorin Cashews	1,954.00	1,954.00
M/s. Capex	33.00	33.00
M/s. Carmel Cashews	6,938.00	663.00
M/s. Choice Cashew Ind	4,229.00	5,249.00
M/s. Coods Agro Pvt. Ltd.	368.00	368.00
M/s. Ebanezer Cashew Co.	5,928.00	6,128.00
M/s. Emmanuel Cashew Industries	2,962.00	7,062.00
M/s. Fathima Cashew Co.	8,216.00	1,516.00
M/s. Fernandez Brothers	4,498.00	1,198.00
M/s. Gil Gal	7,832.00	1,032.00
M/s. Global Foods	900.00	-
M/s. Hira Cashews	2,032.00	5,782.00
M/s. Johns Cashew	999.00	999.00
M/s. Kairali Exports	3,277.00	5,227.00
M/s. K.Gopinathan Nair &Co.	1,939.00	2,939.00
M/s. Krishnan Food Processors	72,101.00	36,924.00
M/s. KSCDC	1,134.00	354.00
M/s. KSCDC (R&D) Section	2,874.00	2,874.00
M/s. Kumar Agro Prod	69.00	69.00
M/s. Lakshman & Co.	1,938.00	1,938.00
M/s. Mahavishnu Cashew Factory	8,503.00	3.00
M/s. Malar International	1,129.00	1,129.00
M/s. Mark	11,305.00	2,304.00
M/s. Matsya Fed	179.00	179.00
M/s. M.M.K Exports	1,935.00	1,935.00
M/s. Narayan Ganesh Prabhu Zantye & Co	2,748.00	10,098.00
M/s. Olam Agro India Pvt.Ltd	-	2,971.00
M/s. Panax Cashew	623.00	623.00
M/s. Parameswar Cashew Co.	1,870.00	1,870.00
M/s. Prasanthi Cashew Co.	8,761.00	2,911.00
M/s. Prasanthi Cashew Co. Pvt. Ltd	4,503.00	25,153.00
M/s. Quilon Export Enterprises	613.00	613.00
M/s. Quilon Foods	1,615.00	1,615.00
M/s. Quilon Foods Pvt. Ltd	1,359.00	739.00
M/s. Sai Exports	12,456.00	4,406.00
M/s. Saima Agro Ind	134.00	134.00
M/s. Seven Ace Natural Prod	4,630.00	4,630.00
M/s. Shyam Cashews	2,183.00	2,183.00
M/s. Souparnika Export Ent	19,932.00	10,495.00
M/s. Southern Cashew Exporters	9,676.00	1,964.00
M/s. Sree Bhadra Cashew Co	8,350.00	-
M/s. Sri Srinivas Industries	1,292.00	1,292.00
M/s. St.Gregorios Cashew Ind	46,377.00	13,050.00

M/s. St. Johns Cashew Co.	5,400.00	-
M/s. St.Mary's Cashew Factory	11,132.00	4,132.00
M/s. Supreme Cashew Ind	4,753.00	9,623.00
M/s. Trans Synergy Quali Systems	1,748.00	4,348.00
M/s. Venkiteswara Foods	359.00	359.00
M/s. Vijaya Laxmi Cashew	307.00	307.00
M/s. Vinayaka Cashews	3,049.00	349.00
M/s. Vizag Exports	1,099.00	12,299.00
M/s. Zantye Cashew Ind	2,924.00	2,174.00
TOTAL	629,014.00	415,902.00
SUB-SCHEDULE - Income from CEPC Lab		
Particulars	31.03.2014	31.03.2013
TESTING FEES		
Testing Fees Cashew	7,637,511.00	6,518,762.00
Testing Fees Other than Cashew and Water	474,045.00	391,948.00
Testing Fees -Water	1,121,280.00	512,647.00
Testing Fees - Gas Analysis	4,500.00	28,700.00
Testing Fees -GCMS / UV / AAS	286,875.00	274,443.00
Testing -Swab	12,900.00	5,150.00
Testing - Shelf Life Study	30,000.00	-
TOTAL	9,567,111.00	7,731,650.00
PROJECT WORK		
Project Work - B.Sc	135,000.00	84,824.00
Project Work - B.Tech	154,000.00	21,092.00
Project Work - M.Phil	8,325.00	6,675.00
Project Work - M.Sc	440,763.00	298,971.00
Phd Work	62,500.00	33,000.00
TOTAL	800,588.00	444,562.00
TRAINING FEES		
Training - Biotechnology	115,000.00	-
Training on Food Analysis -Chem	21,247.00	25,500.00
Training on Food Analysis-Micro	49,000.00	27,500.00
Training on Food and Water -Chem	34,000.00	20,000.00
Training on Food and Water-Micro	127,150.00	47,500.00
Training on Food -Chem & Micro	5,000.00	20,000.00
Training on Food/ Water - Chem & Micro	50,000.00	10,000.00
Training on Instrumentation / HPTLC/HACCP	259,200.00	143,250.00
Training on Water Analysis-Chem	86,000.00	25,750.00
Training on Water Analysis-Micro	24,500.00	50,000.00
Training on Quality Analysis	-	1,000.00
Training Program Outsiders	-	10,000.00
TOTAL	771,097.00	380,500.00

SUB SCHEDULE - Interest Received

Particulars	31.03.2014	31.03.2013
FD Interest Received - BOB	144,342.00	155,884.00
FD Interest Received - P& S	8,459.00	182,980.00
FD Interest Received - SBI	37,595.00	-
TOTAL	190,396.00	338,864.00

SUB SCHEDULE - Advertisement

Particulars	31.03.2014	31.03.2013
Advertisement in Cashew Bulletin	725,606.00	684,511.00
Advertisement in Directory	751,575.00	499,441.00
Advertisement in Website	30,000.00	60,005.00
Advertisement Income - Others	124,000.00	-
TOTAL	1,631,181.00	1,243,957.00

SUB SCHEDULE - Other Receivables

Particulars	31.03.2014	31.03.2013
A.R. Cashews	2,135.00	2,135.00
A.S. Cashew Exporters	-	-154.00
Abhay Engineers	1,545.00	1,545.00
Asiatic Export Enterprises	77,541.00	77,541.00
Best Engineering	1,545.00	1,545.00
CEPC LAB - EPF	67,539.00	58,196.00
Damodar Cashew Company	-	-19.00
Gayathri Industries	-	-500.00
Gilgal Cashew Exports	154.00	154.00
Hira Cashew Industries	154.00	154.00
J S Cashew Exports	-	-154.00
MAI Grant receivable difference	-	-13.00
Mangalore Cashew Industries	927.00	927.00
N. S. Cashews	5,281.00	5,281.00
Narayan Ganesh Prabhu Zantye & Co	154.00	154.00
Olam Agro India Limited	12,361.00	12,361.00
Peniel Cashew Company	773.00	773.00
Rajesh International	-	-46.00
Regin Exports	-	-154.00
Reliable Cashews Pvt. Ltd.	103.00	103.00
Rishab Phenolics (P) Ltd.	8,273.00	8,273.00
Royal Food Exporters	-	-154.00
Sandhya Cashew Factory	-	-5,510.00
Service tax collectable from parties	3,885.00	5,325.00
Sevana Packaging Systems Pvt. Ltd.	1,545.00	1,545.00
St. Nicholas Cashew Exports	-	-26.00
Souparnika Export Enterprises	1,545.00	1,545.00
Sreedevi Caashew Industries	110,300.00	110,300.00
Tasty Nut Industries	-	-154.00
Vijay International	20.00	20.00
Zantye Cashew Industries	154.00	154.00
Beena Cashews, Kadampanadu	23,728.00	-
Chothy Enterprises, Kollam	927.00	-
Creative Adtech	98,000.00	-

DHL Logistics Pvt. Ltd.	11,236.00	-
ECGC	4,571.00	638.00
Kamath Agro Industries. Puttur, Karnataka	5,618.00	-
St. Annes Cashew Industries	773.00	1,157.00
Western India Cashew Company	12.00	618.00
Aiswarya Cashew Co Pathanamthitta	-	39,326.00
Carmel Cashews	-	154.00
MDRF Chennai	469,704.00	-
Navami Exports	-	153.00
Raj Exim	-	15,730.00
Regin Agency	-	1,656.00
Sreelakshmi Cashew Company	-	1,545.00
TOTAL	910,503.00	342,124.00

SUB SCHEDULE - Trade Receivables

Particulars	31.03.2014	31.03.2013
Less than six months- LAB		
M/s. Al Aziz & Co.	448.00	-
Shastha Ent (Testing Fees)	449.00	-
Testing fees Receivable - LAB	-	327.00
TOTAL	897.00	327.00

EXPENDITURE IN FOREIGN CURRENCY

Particulars	31.03.2014	31.03.2013
Sponsorship for Cashew Satellite Meeting	1,209,930.00	-
Advertising/Publicity/Promotion	42,443.00	-
BSM at Gulfood	786,703.00	-
Global Cashew Council Programme	2,121,493.00	-
KAJU INDIA 2013	421,190.00	-
Exhibitions	1,101,890.00	-
BSM Barcelona	22,644.00	-
Subscription to the Public Ledger - Current Period	54,882.00	-
Publication / Publicity	137,234.00	-
KAJU India - Airfare payable ^	26,010.00	-
Subscription to the Public Ledger*	76,835.00	-
Cashew Satellite Meeting sponsorship*	1,206,756.00	-
Membership Subscription in AFI*	37,596.00	-
Registration fee for AFI convention*	55,473.00	-
Exhibitions Abroad	-	311,208.00
Trade Delegation/Buyer Seller Meet Abroad	-	356,620.00
Publication / Publicity for use Abroad	-	230,934.00
TOTAL	7,301,079.00	898,762.00

*Related to Prepaid Expenses

^ Previous year outstanding amount paid.

EARNINGS IN FOREIGN EXCHANGE

Particulars	31.03.2014	31.03.2013
Kaju India - Deligate Fees	30,650.00	-
Advertisement in Directory	-	26,941.00
TOTAL	30,650.00	26,941.00

THE CASHEW EXPORT PROMOTION COUNCIL OF INDIA
Cashew Bhavan, Mundakkal, Kollam 691001
 (A Company Limited by Guarantee)

FIXED ASSETS REGISTER

		Original Cost				Depreciation			Net Block			
Sl. No.	Description	%	Original Cost as on 31.3.2013	Addition during the year	Deductions during the year	- Original Cost as on 31.03.14	Depreciation up to 31.03.2013	Depreciation for the year	Deductions during the year	Depreciation as on 31.3.2014	as on 31.3.2014	as on 31.3.2013
Part I - General Tangible Assets (a)												
1	Land	0.00	143,350.00	-	-	143,350.00	347,170.70	10,500.82	-	357,671.52	143,350.00	143,350.00
2	Building	5.00	557,187.10	-	-	557,187.10	369,730.18	4,056.40	-	373,786.58	199,515.58	210,016.42
3	Motor car - Maruti Wagon R	25.89	385,398.00	-	-	385,398.00	171,252.77	149,784.58	-	373,786.58	11,611.42	15,667.82
4	Maruti D zire Car	25.89	749,795.00	-	-	749,795.00	16,781.18	5,585.95	-	321,037.35	428,757.65	578,542.23
5	Modi Xerox Copier	13.91	56,939.00	-	-	56,939.00	19,419.13	4,601.55	-	22,367.13	34,571.87	40,157.82
6	Air Conditioners	13.91	52,500.00	-	-	52,500.00	96,794.37	2,018.64	-	24,020.68	28,479.32	33,080.87
7	Fax Machine	13.91	111,306.50	-	-	111,306.50	81,649.27	1,411.55	-	98,813.01	14,512.13	14,512.13
8	Uninterrupted Power Supply	13.91	91,797.00	-	-	91,797.00	140,450.14	3,812.73	-	83,060.82	8,736.18	10,147.73
9	Furniture & Fixtures	18.10	150,302.37	17,950.00	-	168,252.37	49,006.72	1,442.92	-	50,449.64	23,989.50	9,852.23
10	BPL EPABX system - PRODIGY	13.91	59,380.00	-	-	59,380.00	15,528.02	8,434.79	-	50,449.64	8,930.36	10,373.28
11	Mobile Cellular Phone	13.91	66,191.00	33,100.00	-	99,291.00	124,115.64	1,839.74	-	23,962.81	75,328.19	50,662.98
12	Electrical Fittings	20.00	133,314.34	-	-	133,314.34	22,324.85	163.46	-	125,955.38	7,358.96	9,198.70
13	Telex Link	13.91	23,500.00	-	-	23,500.00	34,180.87	115.28	-	22,488.31	1,011.69	1,175.15
14	Typewriters	13.91	35,009.64	-	-	35,009.64	13,404.08	107.76	-	34,296.15	713.49	828.77
15	Calculators	13.91	14,178.80	-	-	14,178.80	62.50	5,450.68	-	13,511.84	666.96	774.72
16	Fire Extinguisher	13.91	5,900.00	-	-	5,900.00	32,714.49	2,632.26	-	35,346.75	386.82	449.32
17	Generator-Birla Yamaha	13.91	51,638.00	-	-	51,638.00	2,799.78	20.20	-	2,819.98	16,291.25	18,923.51
18	Constant Voltage Stabilizer	13.91	2,945.00	-	-	2,945.00	3,810.91	19.35	-	3,830.26	119.74	139.09
19	Vacuum Cleaner	13.91	3,950.00	-	-	3,950.00	6,879.79	11.85	-	6,891.64	73.36	85.21
20	Franking Machine	13.91	6,965.00	-	-	6,965.00	2,106.15	2.00	-	2,108.15	7.95	9.95
21	Cycles	20.11	2,116.10	-	-	2,116.10	655.26	0.10	-	655.36	0.64	0.74
22	Weighting Scales	13.91	656.00	-	-	656.00	159,635.67	2,784.27	-	162,419.94	17,232.06	20,016.33
23	Electronic Moisture Meter	13.91	179,652.00	-	-	179,652.00	1,504.27	62.00	-	1,566.27	383.73	445.73
24	Ellai Laxmi .5 HP Monoblock Pump	13.91	1,950.00	-	-	1,950.00	20,934.31	1,956.54	-	22,890.85	12,109.15	14,065.69
25	Digital Camera - Nikon 3700	13.91	35,000.00	-	-	35,000.00	9,331.98	47.21	-	9,379.19	70.81	118.02
26	Computer RCMC	40.00	9,450.00	-	-	9,450.00	68,823.73	770.51	-	69,594.24	1,155.76	1,926.27
27	Laptop	40.00	70,750.00	-	-	70,750.00	5,022.06	39.18	-	5,061.24	58.76	97.94
28	Inkjet Printer	40.00	5,120.00	-	-	5,120.00	36,381.00	6,541.60	-	42,922.60	9,812.40	16,354.00
29	Computer Printer	40.00	52,735.00	-	-	52,735.00	395.00	-	-	395.00	-	-
30	Telephone Handset	0.00	395.00	-	-	395.00	2,726.64	2,971.64	-	5,698.28	18,391.72	21,363.36
31	Airconditioner with Stabiliser	13.91	24,090.00	-	-	24,090.00	1,936.45	1,640.50	-	3,576.95	7,423.05	9,063.55
32	Chairs for Kollam H.O. office	18.10	11,000.00	-	-	11,000.00	-	5,792.66	-	5,792.66	74,207.34	-
33	NEC EPABX System - HO	13.91	-	80,000.00	-	80,000.00	-	-	-	-	-	-
Total of Part I (a)			3,094,460.85	1,31,050.00	-	3,225,510.85	1,862,916.10	219,230.54	-	2,082,146.63	1,143,364.22	1,231,544.77
Part I - GENERAL - Intangible Assets (b)												
1	Tally Accounting Package	40.00	33,496.00	21,600.00	-	55,096.00	28,270.95	3,439.28	-	31,710.23	23,385.77	5,225.05
2	Software RCMC	40.00	81,810.00	-	-	81,810.00	72,856.94	3,581.22	-	76,438.16	5,371.84	8,953.06
Total of Part I (b)			115,306.00	21,600.00	-	136,906.00	101,127.89	7,020.50	-	108,148.39	28,757.61	14,178.11
Total of Part I (a+b)			3,209,766.85	152,650.00	-	3,362,416.85	1,964,043.99	226,251.04	-	2,190,295.02	1,172,121.83	1,245,722.88

FIXED ASSETS REGISTER

Calculation of depreciation for Fixed assets acquired during 2013-14

WN	Date of Purchase	Items	Amount	No of days	Rate	Depreciation
1	8/16/2013	Godrej Storewell	17,950.00	228	18.10	2,029.48
2	12/12/2013	Samsung Note 2	33,100.00	110	13.91	1,387.57
3	9/23/2013	NEC EPABX System - HO	80,000.00	190	13.91	5,792.66
4	2/3/2014	Tally	21,600.00	57	40.00	1,349.26
Total						10,558.97

Sl. No.	Description	Original Cost				Depreciation			Net Block		
		Original Cost as on 31.3.2013	Addition during the year	Deductions during the year	Original Cost as on 31.03.14	Depreciation up to 31.03.2013	Depreciation for the year	Deductions	Depreciation as on 31.3.2014	as on 31.3.2014	as on 31.3.2013
Part II - (A) CEPC Laboratory & Technical Division under Plan Fund											
1	Laboratory Equipments	6,120,607.20	-	-	6,120,607.20	5,461,278.03	91,712.69	-	5,552,990.72	567,616.48	659,329.17
2	Airconditioners	585,504.71	-	-	585,504.71	528,610.18	7,914.03	-	536,524.21	48,980.50	56,894.53
3	Furniture & Fixtures	446,049.00	-	-	446,049.00	424,232.02	3,948.87	-	428,180.89	17,868.11	21,816.98
4	Computers	135,595.71	-	-	135,595.71	135,519.71	30.40	-	135,550.11	45.60	76.00
5	Glasswares	209,305.00	-	-	209,305.00	209,305.00	-	-	209,305.00	-	-
6	Wall Clock	1,170.00	-	-	1,170.00	1,060.94	15.17	-	1,076.11	93.89	109.06
7	Tally Accounting Package	24,932.05	-	-	24,932.05	24,932.05	-	-	24,932.05	-	-
8	Calculators	1,922.00	-	-	1,922.00	1,686.98	32.69	-	1,719.67	202.33	235.02
9	Fire Extinguishers	9,710.00	-	-	9,710.00	8,726.15	136.85	-	8,863.00	847.00	983.85
10	Fax Machine	30,000.00	-	-	30,000.00	27,073.98	407.01	-	27,480.99	2,519.01	2,926.02
11	Numbering Machine	640.00	-	-	640.00	555.15	11.80	-	566.95	73.05	84.85
12	Library	-	-	-	-	-	-	-	-	-	-
	Books	33,464.00	-	-	33,464.00	33,464.00	-	-	33,464.00	-	-
	Furniture & Fixtures	63,288.00	-	-	63,288.00	56,821.43	1,170.45	-	57,991.88	5,296.12	6,466.57
	Computers	162,950.00	-	-	162,950.00	162,595.30	141.88	-	162,737.18	212.82	354.70
Total of Part II (A)		7,825,137.67	-	-	7,825,137.67	7,075,860.92	105,521.84	-	7,181,382.76	643,754.91	749,276.75
Part II - (B) Upgradation of CEPC Laboratory (under CIB Scheme)											
1	Laboratory Equipments	9,190,730.00	-	-	9,190,730.00	76,90,839.89	208,634.71	-	7,899,474.60	1,291,255.40	1,499,890.11
2	Furniture & Fixtures	470,280.00	-	-	470,280.00	411,096.57	10,712.20	-	421,808.77	48,471.23	59,183.43
3	Refrigerator	32,100.00	-	-	32,100.00	26,365.50	797.67	-	4,936.83	50.94	84.90
4	Computers	55,740.00	-	-	55,740.00	55,655.10	33.96	-	55,689.06	-	-
5	Books	439,182.57	-	-	439,182.57	439,182.57	-	-	439,182.57	-	-
6	Uninterrupted Power Supply	182,700.00	-	-	182,700.00	156,780.02	3,605.47	-	160,385.49	22,314.51	25,919.98
7	Furniture & Interiors (Chem. Lab.)	601,918.00	-	-	601,918.00	540,243.32	11,163.12	-	551,406.44	50,511.56	61,674.68
Total of Part II (B)		10,972,650.57	-	-	10,972,650.57	9,320,162.97	234,947.13	-	9,555,110.10	1,417,540.47	1,652,487.60
Part II - (C) Upgradation of CEPC Laboratory (under KINFRA ASIDE Scheme)											
1	Books	85,758.00	-	-	85,758.00	85,758.00	-	-	85,758.00	-	-
2	Computers	189,835.00	-	-	189,835.00	188,090.21	697.92	-	188,788.13	1,046.87	1,744.79
3	Electrification	76,049.00	-	-	76,049.00	57,235.85	2,616.91	-	59,852.76	16,196.24	18,813.15
4	Equipments	8,991,903.00	-	-	8,991,903.00	6,737,207.88	313,628.09	-	7,050,835.97	1,941,067.03	2,254,696.12
5	Furniture	353,500.00	-	-	353,500.00	299,136.51	9,839.79	-	308,976.30	44,523.70	54,363.49
6	Reference Standards	304,336.00	-	-	304,336.00	304,336.00	-	-	304,336.00	-	-
Total of Part II (C)		10,001,381.00	-	-	10,001,381.00	7,671,764.45	326,782.71	-	7,998,547.16	2,002,833.84	2,329,616.55

FIXED ASSETS REGISTER

		Original Cost			Depreciation			Net Block			
Sl. No.	Description	%	Original Cost as on 31.3.2013	Addition during the year	Deductions during the year	Original Cost as on 31.03.2014	Depreciation up to 31.03.2013	Depreciation for the year	Depreciation as on 31.3.2014	as on 31.3.2013	as on 31.3.2014
Part III - Training Centre											
1	Plant & Machinery	13.91	844,154.00	-	-	844,154.00	754,882.68	12,417.64	767,300.32	89,271.32	76,853.68
2	Furniture & Fittings	18.10	166,525.00	-	-	166,525.00	158,098.95	1,525.12	159,624.07	8,426.05	6,900.93
3	Computer & Accessories	40.00	368,885.00	-	-	368,885.00	368,711.56	69.38	368,780.94	173.44	104.06
Total of Part III			1,379,564.00	-	-	1,379,564.00	1,281,693.19	14,012.14	1,295,705.33	97,870.81	83,858.67
		Original Cost			Depreciation			Net Block			
Sl. No.	Description	%	Original Cost as on 31.3.2013	Addition during the year	Deductions during the year	Original Cost as on 31.03.2014	Depreciation up to 31.03.2013	Depreciation for the year	Depreciation as on 31.3.2014	as on 31.3.2013	as on 31.3.2014
Part IV - Information Database											
1	Computer & Accessories	40.00	1,466,205.00	-	-	1,466,205.00	1,460,968.14	2,094.74	1,463,062.88	5,236.86	3,142.12
2	Furniture	18.10	69,422.00	-	-	69,422.00	65,340.89	738.68	66,079.57	4,081.11	3,342.43
3	Uninterrupted Power Supply	13.91	135,060.00	-	-	135,060.00	122,763.75	1,710.41	124,474.16	12,296.25	10,585.84
Total of Part IV			1,670,687.00	-	-	1,670,687.00	1,649,072.78	4,543.83	1,653,616.61	21,614.22	17,070.39
		Original Cost			Depreciation			Net Block			
Sl. No.	Description	%	Original Cost as on 31.3.2013	Addition during the year	Deductions during the year	Original Cost as on 31.03.2014	Depreciation up to 31.03.2013	Depreciation for the year	Depreciation as on 31.3.2014	as on 31.3.2013	as on 31.3.2014
Part V - Lab Other Assets - Tangible Assets (a)											
1	Computer	40.00	367,632.00	-	-	367,632.00	283,530.76	33,640.50	317,171.26	84,101.24	50,460.74
2	Laptop	40.00	59,960.00	-	-	59,960.00	58,323.81	654.48	58,978.29	1,636.19	981.71
3	Computer Printer	40.00	42,864.00	-	-	42,864.00	27,953.90	5,964.04	33,917.94	14,910.10	8,946.06
4	Fax Machine	13.91	7,540.00	-	-	7,540.00	4,161.88	469.90	4,631.78	3,378.12	2,908.22
5	Furniture & Fixtures (WN 5)	18.10	167,338.00	19,900.00	-	187,238.00	69,454.02	18,999.87	88,453.89	97,883.98	98,784.11
6	Lab Equipments (WN 6)	13.91	1,496,232.00	13,790.00	-	1,510,022.00	595,168.63	127,103.69	722,272.32	901,063.37	787,749.68
7	Books	100.00	49,434.00	-	-	49,434.00	49,434.00	-	49,434.00	-	-
8	FTIR Equipments	13.91	1,198,898.00	-	-	1,198,898.00	504,192.46	96,633.54	600,826.00	694,705.54	598,072.00
9	GCMS Kit	13.91	452,975.00	-	-	452,975.00	181,575.31	37,751.70	219,327.01	271,399.69	233,647.99
10	UPS	13.91	285,439.00	-	-	285,439.00	199,721.16	11,923.35	211,644.51	85,717.84	73,794.49
11	Forbes Vacuum Cleaner	13.91	6,800.00	-	-	6,800.00	342.07	898.30	1,240.37	6,457.93	5,559.63
12	Photocopier	13.91	72,000.00	-	-	72,000.00	26,410.19	6,341.54	32,751.73	45,589.81	39,248.27
13	Building	5.00	700,790.00	-	-	700,790.00	113,312.07	29,373.90	142,685.97	587,477.93	558,104.03

FIXED ASSETS REGISTER

Sl. No.	Description	Original Cost			Depreciation			Net Block	
		Original Cost as on 31.3.2013	Addition during the year	Deductions during the year	Original Cost as on 31.03.2014	Depreciation up to 31.03.2013	Depreciation for the year	as on 31.3.2014	as on 31.3.2013
14	Bioethanol Project - Assets								
i.	Furniture & Fixtures	78,457.00	-	-	78,457.00	27,360.93	9,248.39	41,847.68	51,096.07
ii.	Lab Equipments	301,772.00	-	-	301,772.00	63,147.99	33,192.60	205,431.41	238,624.01
iii.	Computer	41,864.00	-	-	41,864.00	18,831.94	9,212.82	13,819.24	23,032.06
iv.	Books	37,421.00	-	-	37,421.00	37,421.00	-	-	-
	Total of Part V (a)	5,367,416.00	33,690.00	-	5,401,106.00	2,260,342.10	421,408.62	2,719,355.26	3,107,073.89

Part V - Lab Other Assets - Intangible Assets (a)

1	Tally Software	34,190.00	-	-	34,190.00	28,968.10	2,088.76	3,133.14	5,221.90
	Total of Part V (b)	34,190.00	-	-	34,190.00	28,968.10	2,088.76	3,133.14	5,221.90
	Total of Part V (a+b)	5,401,606.00	33,690.00	-	5,435,296.00	2,289,310.21	423,497.38	2,722,488.40	3,112,295.79

Calculation of depreciation for Fixed assets acquired during 2013-14

WN	Date of Purchase	Items	Amount	No of days	Rate	Depreciation
5	22/11/2013	Fixing of Aluminium Framed Glass Shutters	19,900.00	130	18.10	1,282.87
6	30/4/2013	Digital Conductivity Meter Systematics	13,790.00	336	13.91	1,765.78
		Total				3,048.65

Sl. No.	Description	Original Cost			Depreciation			Net Block	
		Original Cost as on 31.3.2013	Addition during the year	Deductions during the year	Original Cost as on 31.03.2014	Depreciation up to 31.03.2013	Depreciation for the year	as on 31.3.2014	as on 31.3.2013

Part VI - CASHEW BHAVAN BUILDING

1	Land at Kollam	4,105,012.00	-	-	4,105,012.00	-	-	4,105,012.00	4,105,012.00
2	Building	55,301,359.00	-	-	55,301,359.00	13,297,074.00	15,397,288.25	39,904,070.75	42,004,285.00
3	Transformer	946,377.00	-	-	946,377.00	403,518.52	75,511.61	467,346.87	542,858.48
4	Generator	1,703,520.00	-	-	1,703,520.00	726,350.99	135,924.21	841,244.80	977,169.01
5	Air conditioner	2,641,270.00	-	-	2,641,270.00	1,076,164.40	217,706.19	1,347,399.41	1,565,105.60
6	Pump Set	18,514.00	-	-	18,514.00	7,894.05	1,477.24	9,142.71	10,619.95
7	Water Heater	89,000.00	-	-	89,000.00	37,948.04	7,101.33	43,950.63	51,051.96
8	Electrical fittings	819,556.00	-	-	819,556.00	309,853.05	70,899.68	438,803.27	509,702.95
9	Exhaust Fan	76,800.00	-	-	76,800.00	30,907.01	6,383.71	37,290.72	45,892.99
10	EPABX	96,757.00	-	-	96,757.00	38,808.62	8,060.62	46,869.24	57,948.38
11	Telephone Hand Set	12,960.00	-	-	12,960.00	5,135.15	1,088.44	6,736.41	7,824.85
12	Water Treatment Plant	185,831.00	-	-	185,831.00	75,168.27	15,393.19	90,561.46	110,662.73
13	Pedestal Fans	148,646.00	-	-	148,646.00	56,946.27	12,755.43	78,944.30	91,699.73
14	Venetian Blinds	132,009.00	-	-	132,009.00	45,113.08	12,087.22	74,808.70	86,895.91
15	Furniture & Fixtures	276,261.00	-	-	276,261.00	86,595.08	34,329.53	155,336.39	189,665.92
	Total of Part VI	66,553,872.00	-	-	66,553,872.00	16,197,476.54	2,698,932.65	47,657,462.82	50,356,395.45

FIXED ASSETS REGISTER

		Original Cost				Depreciation				Net Block		
Sl. No.	Description	%	Original Cost as on 31.3.2013	Addition during the year	Deductions during the year	Original Cost as on 31.03.2014	Depreciation up to 31.03.2013	Depreciation for the year	Deductions during the year	Depreciation as on 31.3.2014	as on 31.3.2014	as on 31.3.2013
Part VII - ASIDE - UPGRADEATION OF LAB - Tangible Assets (a)												
(Biotechnology Division)												
1	Top Loading Balance	13.91	72,413.00	-	-	72,413.00	9,244.76	8,786.70	-	18,031.46	54,381.54	63,168.24
2	Agarose Gel Electrophoresis unit with accessories	13.91	99,600.00	-	-	99,600.00	12,487.90	12,117.29	-	24,665.19	74,994.81	87,112.10
3	Stereo Microscope with accessories	13.91	789,531.00	-	-	789,531.00	77,327.96	99,067.44	-	176,395.40	613,135.60	712,203.04
4	Sonicator with accessories	13.91	299,623.00	-	-	299,623.00	29,231.38	37,611.47	-	66,842.85	232,780.15	270,391.62
5	Hybridization Apparatus with accessories	13.91	353,797.00	-	-	353,797.00	31,685.19	44,805.75	-	76,490.94	277,306.06	322,111.81
6	Gel Documentation System with accessories	13.91	462,000.00	-	-	462,000.00	41,375.58	58,508.86	-	99,884.44	362,115.56	420,624.42
7	RT-PCR with accessories	13.91	3,181,108.00	-	-	3,181,108.00	236,399.90	409,608.90	-	646,008.80	2,535,099.20	2,944,708.10
8	Centrifuge	13.91	14,935.00	-	14,935.00	-	-	-	-	-	-	14,935.00
(Microbiology)												
1	Hot Air Oven	13.91	98,251.50	-	-	98,251.50	8,462.17	12,489.70	-	20,951.87	77,299.63	89,789.33
2	Water Bath with accessories	13.91	106,177.00	-	-	106,177.00	9,144.78	13,497.18	-	22,641.96	83,535.04	97,032.22
3	Serological Water Bath	13.91	43,260.00	-	-	43,260.00	5,061.27	5,313.44	-	10,374.71	32,885.29	38,198.73
4	Laminar Chamber	13.91	193,830.00	-	-	193,830.00	20,978.46	24,043.65	-	45,022.11	148,807.89	172,851.54
5	Air Sampler	13.91	363,200.00	-	-	363,200.00	37,648.62	45,284.20	-	82,932.82	280,267.18	325,551.38
6	BOD Incubator	13.91	381,060.00	-	-	381,060.00	51,698.46	45,814.19	-	97,512.65	283,547.35	329,361.54
7	Table Top Shake Incubator	13.91	186,345.00	-	-	186,345.00	25,281.45	22,403.94	-	47,685.39	138,659.61	161,063.55
8	INC Bacteriological Incubator	13.91	266,060.00	-	-	266,060.00	36,096.40	31,987.94	-	68,084.34	197,975.66	229,963.60
9	Magnetic Stirrer	13.91	22,000.00	-	-	22,000.00	2,632.61	2,694.00	-	5,326.61	16,673.39	19,367.39
10	Autoclave + Servo Stabilizer	13.91	167,494.00	-	-	167,494.00	19,915.36	20,528.19	-	40,443.55	127,050.45	147,578.64
11	Electronic Balance	13.91	132,869.00	-	-	132,869.00	16,152.83	16,235.22	-	32,388.05	100,480.95	116,716.17
12	Top Loading Balance	13.91	72,413.00	-	-	72,413.00	9,244.76	8,786.70	-	18,031.46	54,381.54	63,168.24
13	pH Meter	13.91	49,555.00	-	-	49,555.00	6,855.33	5,939.52	-	12,794.85	36,760.15	42,699.67
14	Automated System for Screening & Identification of Microbes-Tempo, Vidas, Vitek, etc.	13.91	7,513,266.00	-	-	7,513,266.00	1,005,009.45	905,298.49	-	1,910,307.94	5,602,958.06	6,508,256.55
15	Bacteriological Incubator (Orbital Shaker)	13.91	163,840.00	-	-	163,840.00	22,228.20	19,698.20	-	41,926.40	121,913.60	141,611.80
16	Refrigerator - 170 Ltr	13.91	109,242.00	-	-	109,242.00	12,364.61	13,475.64	-	25,840.25	83,401.75	96,877.39
(Chemistry)												
1	Gas Chromatograph	13.91	2,853,188.00	-	-	2,853,188.00	327,288.80	351,352.58	-	678,641.38	2,174,546.62	2,525,899.20
2	High Performance Liquid Chromatograph	13.91	4,895,005.00	-	-	4,895,005.00	593,218.28	598,378.53	-	1,191,596.81	3,703,408.19	4,301,786.72
3	Atomic Absorption Spectrometer	13.91	4,046,158.00	-	-	4,046,158.00	373,157.75	510,914.33	-	884,072.08	3,162,085.92	3,673,000.25
4	Rotary Flash Evaporator	13.91	497,840.00	-	-	497,840.00	67,352.30	59,880.84	-	127,233.14	370,606.86	430,487.70

FIXED ASSETS REGISTER

		Original Cost				Depreciation			Net Block			
Sl. No.	Description	%	Original Cost as on 31.3.2013	Addition during the year	Deductions during the year	Original Cost as on 31.03.2014	Depreciation up to 31.03.2013	Depreciation for the year	Deductions	Depreciation as on 31.3.2014	as on 31.3.2014	as on 31.3.2013
5	Humidity Chamber	13.91	435,942.00	-	-	435,942.00	53,495.70	53,198.28	-	106,693.98	329,248.02	382,446.30
6	Moisture Analyzer	13.91	345,534.00	-	-	345,534.00	2,106.91	47,770.71	-	49,877.62	295,656.38	343,427.09
7	BOD Incubator	13.91	41,220.00	-	-	41,220.00	5,592.32	4,955.81	-	10,548.13	30,671.87	35,627.68
8	Hot Air Oven	13.91	98,251.50	-	-	98,251.50	8,462.17	12,489.70	-	20,951.87	77,299.63	89,789.33
9	Water Bath	13.91	106,177.00	-	-	106,177.00	9,144.78	13,497.18	-	22,641.96	83,535.04	97,032.22
10	UV-VIS Spectrophotometer	13.91	1,308,923.00	-	-	1,308,923.00	151,642.85	160,977.67	-	312,620.52	996,302.48	1,157,280.15
11	LC-MS-MS (Waters India Pvt.Ltd	13.91	17,346,312.00	-	-	17,346,312.00	661,060.82	2,320,918.44	-	2,981,979.26	14,364,332.74	16,685,251.18
12	Electronic Balance	13.91	132,869.00	-	-	132,869.00	16,152.83	16,235.22	-	32,388.05	100,480.95	116,716.17
13	pH Meter	13.91	49,555.00	-	-	49,555.00	6,855.33	5,939.52	-	12,794.85	36,760.15	42,699.67
14	Flame photometer	13.91	86,420.00	-	-	86,420.00	9,320.41	10,724.55	-	20,044.96	66,375.04	77,099.59
15	Refrigerator - 285 Ltr	13.91	140,454.00	-	-	140,454.00	15,897.35	17,325.83	-	33,223.18	107,230.82	124,556.65
ASIDE GENERAL												
1	Furniture	18.10	125,200.00	-	-	125,200.00	2,172.99	22,267.89	-	24,440.88	100,759.12	123,027.01
2	Multimedia projector	40.00	168,938.00	-	-	168,938.00	67,575.20	40,545.12	-	108,120.32	60,817.68	101,362.80
3	UPS On Line system	40.00	218,484.00	-	-	218,484.00	23,896.58	77,834.97	-	101,731.55	116,752.45	194,587.42
4	Computer for LIMS	40.00	171,000.00	-	-	171,000.00	23,134.43	59,146.23	-	82,280.66	88,719.34	147,865.57
5	Computer for LIMS	40.00	125,592.00	-	-	125,592.00	17,469.85	43,248.86	-	60,718.71	64,873.29	108,122.15
6	Airconditioners	13.91	410,000.00	-	-	410,000.00	42,656.06	51,097.54	-	93,753.60	316,246.40	367,343.94
Total of Part VII (a)							4,204,181.14	6,342,696.41	-	10,546,877.55	38,183,119.45	44,540,750.86
Part VII - ASIDE - UPGRADEATION OF LAB - Intangible Assets (b)												
(Microbiology)												
1	LIMS Software	13.91	824,104.00	-	-	824,104.00	91,392.23	101,920.21	-	193,312.44	630,791.56	732,711.77
Total of Part VII (b)							91,392.23	101,920.21	-	193,312.44	630,791.56	732,711.77
Total of Part VII (a+b)							4,295,573.37	6,444,616.62	-	10,740,189.99	38,813,911.01	45,273,462.63
1	Capital Work in Progress (ASIDE - UPGRADEATION OF LAB.)	-	481,119.00	-	-	481,119.00	-	-	-	-	481,119.00	481,119.00
							51,744,958.43	10,479,105.34	-	62,224,063.75	95,012,161.34	105,319,861.68

THE CASHEW EXPORT PROMOTION COUNCIL OF INDIA
Cashew Bhavan, Mundakkal, Kollam - 691001
(A Company Limited by Guarantee)

SIGNIFICANT ACCOUNTING POLICIES

1. Revenue Recognition

- a) The Council follows accrual system of accounting based on historical cost concept in relation to its income and expenditure except subscription to the council's publications, sale of publications and fees from training course conducted at CEPC Lab at Kollam.
- b) Full amount of entrance fee is taken as income of the Council as was done in the previous year.
- c) As regards house building /vehicle advance are concerned, the repayment is first appropriated to principal and then to interest.
- d) The Council is an organization working on "No Profit- No Loss" basis. The trade contribution for the year is collected purely on a provisional advance basis and added to the advance contribution carried over from the previous year. The trade contribution required for a year is taken from gross amount and the balance is carried over to the next year

2. Retirement benefit

Contribution to recognized Provident Fund Scheme, which is, defined contribution scheme is charged to profit and loss account. The above scheme is treated as defined contribution plan since the council has no further obligation beyond making the contributions

The Council is covered under Group Gratuity Scheme of Life Insurance Corporation of India for future payments of gratuity as determined on actuarial basis by Life Insurance Corporation of India. The Contribution for the year is charged to statement of Income and Expenditure. The shortfall in the fund compared to gratuity liability arrived at on actuarial basis by LIC is provided for every year.

No provision is made for the leave encashment liability.

3. Fixed Assets

Fixed assets disclosed in the accounts are stated at historical cost and reduced by depreciation till date. All cost relating to the acquisition and installation of fixed assets have been capitalized.

4. Depreciation

In respect of all assets depreciation has been charged to revenue account on the cost/WDV of assets at the rate prescribed in the schedule XIV to the companies act, 1956 and on addition pro-rata basis.

5. Inventories

Stocks of chemicals and controlled items have been valued at lower of cost or market price.

6. Foreign Exchange (AS 11)

Transactions in foreign exchange have been translated at the exchange rates at which the expenditure / receipts have actually taken place by debit or credit to the bank accounts.

7. Government Grants

Grant relating to the depreciable fixed assets has been treated as deferred income and is recognized in the Income and Expenditure account on a systematic and rational basis over the useful life of the assets in proportion in which depreciation on the assets is charged as per Accounting Standard-12 issued by ICAI.

Grant related to revenue is recognized on a systematic basis in the Income and Expenditure Account of the year necessary to match them with related cost of which the grant is intended to compensate.

8. Contingent Liability

Provisions involving substantial degree of estimation in measurement are recognized when there is a present obligation as a result of past events and it is probable that there will be an outflow of resources. Contingent assets are neither recognized nor disclosed in the financial statements. The Contingent Liabilities, if material, are disclosed by way of notes.

9. Deferred Tax

As the Council is a no-profit –no-loss organization registered under Section 25 of the Companies Act 1956, it is not assessed to tax. Hence, the deferred Tax asset/liability as stipulated in AS-22- Accounting for Taxes, issued by the Institute of Chartered Accountants of India is not applicable to the council.

For R.G.N.PRICE & CO
Chartered Accountants
F.No. 002785S

On behalf of the Committee of Administration

Sd/-
CA.G.Surendranath Rao
Partner
(M.No. 022693)

Sd/-
T.K. SHAHAL HASSAN MUSALIAR
Chairman
(M.No. 19796)

Sd/-
K.SASI VARMA
Executive Director &
Secretary

Sd/-
P. SUNDARAN
Member

Kollam - 691001
Date : 28-08-2014

Kollam - 691001
Date : 28-08-2014

THE CASHEW EXPORT PROMOTION COUNCIL OF INDIA
Cashew Bhavan, Mundakkal, Kollam - 691001
 (A Company Limited by Guarantee)

RECEIPTS AND PAYMENTS ACCOUNT FOR THE YEAR ENDED 31ST MARCH 2014

Receipts	Rs.	Payments	Rs.
OPENING BALANCE		CURRENT LIABILITIES	
Bank Balance		Head Office	
Canara Bank, Ernakulam	147,129.10	Advance	10,000.00
Indian Bank, Building Account	460,146.00	BSM Sundry Creditors	26,010.00
Indian Bank, Ernakulam	2,964,462.38	EPF Payable	132,216.00
Indian Bank, Kollam	135,310.87	MDA to Exporters (2012-13)	20,093.00
State Bank of India, Ernakulam	268,735.00	Salary Payable	320,101.00
		Service Tax Payable	15,572.00
CEPC-Lab		Service Tax Remittance	2,660,283.00
Bank of Baroda	38,122.20	Wages to Security Guards Payable	11,011.00
State Bank of India	908,941.00	Waters India Pvt. Ltd.	438,368.00
		Delegate Fee for BSM at USA -Refunded	22,472.00
Cash Balance			
Head Office		CEPC-Lab	
Imprest Cash	6,512.78	EMD	150,000.00
		EPF Payable	58,196.00
CEPC-Lab		ESI Payable	1,393.00
Imprest Cash	312.62	Recovery Co-Operative Society -Payable	2,256.00
		Salary Payable	303,566.00
Current Liabilities		Tds Payable	13,083.00
Head Office		Workshop/seminar Analysis Instrumentation-Payable	20,360.00
Advance	10,002.00		
Waters India Pvt. Ltd.	438,368.00	Sundry Creditors -Head Office	
Sundry Creditors	25,595.00	Amara Kerala Industries, Ernakulam	23,842.00
		Audit Fee Payable	28,090.00
CEPC-Lab		Central Service Co-Operative Society	1,035,398.00
Cautions Deposit for Research Training	15000	Controller of Publications	2,946.00
Overdraft	200,000.00	Hitech Electronics	80,000.00
Service Tax Collected on Settlement of Dues	3,380.00	Teeyem Associates	17,950.00
Service Tax Collected - Testing	329,297.00	Vinay Systems	21,600.00
Service Tax Collected - Training	177,214.00		
Deposit for Testing Fees	4,906,724.00	Sundry Creditors -CEPC Lab	
		Agilent Technologies India Pvt.Ltd	122,292.00
Current Assets		Asianet Satellite Pvt. Ltd	19,820.00
Head Office		Creative Marketing Agencies	19,900.00
Sundry Debtors - Other Trade Receivables	24,843,846.05	Hallmark Mechatronics	14,747.00
Stamps in Hand(Postage Suspende)	970.00	HCL Info Systems Ltd	9,914.00
		Johnson Lifts Private Limited	51,754.00

THE CASHWEX EXPORT PROMOTION COUNCIL OF INDIA
Cashew Bhavan, Mundakkal, Kollam - 691001
(A Company Limited by Guarantee)
RECEIPTS AND PAYMENTS ACCOUNT FOR THE YEAR ENDED 31ST MARCH 2014

Receipts	Rs.	Payments	Rs.
CEPC-Lab			
Sundry Debtors - Trade Receivables	2,615,605.00	KSEB	122,911.00
Chemicals / Consumables	899.00	Medical & Visual Technologies Pvt.Ltd	13,790.00
Testing Fees Receivables	327.00	Omkar Security Agency	162,578.00
		Punnoli Security Agency	196,002.00
Fixed Deposit		Recovery Co-Op Society	23,339.00
Head Office		Sathya Sai Air Condition & Refrigeration Co	108,510.00
FD-6018050131-IB EKM	1,524,327.00	Toshvin Analytical Pvt.Ltd	26,966.00
FD-6018050426-IB EKM	1,306,566.00		
FD-6049598668-IB-EKM	1,636,290.00	Fixed Assets	
FD-PSB-14/1663	1,808,249.00	CEPC-Lab	
FD-PSB-14/1664	1,808,253.00	Samsung Note 2	33,100.00
		Current Assets	
CEPC-Lab		Head Office	
FD-0558/03/10680 - 346922	346,922.00	Stamps in Hand(Postage Suspense)	121,200.00
FD-BOB- 15L-03 /8814	1,804,505.00	Tax Deducted at Source	27,119.00
FD-Punjab & Sind-1585-3L-No. 569	442,964.00		
FD-Punjab & Sind-1585-8L-No. 570	1,086,072.00	CEPC-Lab	
		Chemicals / Consumables	1,124,035.00
Loans & Advances (Asset)		Controlled Items	21,150.00
Head Office			
Imprest Advance - HO, Kollam	18.00	Fixed Deposit	
LTC Advance	5,918.00	Head Office	
Rent Advance	4,250.00	FD-6128123130-IB EKM	3,000,000.00
TA Advance	24,156.00	FD-6128123221-IB EKM	3,000,000.00
EPF - CEPC Lab	58,196.00	FD-PSB-14/1680	929,745.00
		CEPC-Lab	
Direct Incomes		FD-0558/03/10680 - 346922	346,922.00
Head Office		FD-BOB- 0558/03/10678 - 15,00,000 Rs	1,500,000.00
Interest on FD	284,276.00	FD-State Bank of India	500,000.00
Miscellaneous Receipt	2,912.74		
Sale of Publications	85,360.00	Loans & Advances (Asset)	
Subscription to Councils Publications	35,010.00	Head Office	
Government Grant-in-Aid		Festival Advance	15,000.00
MAI Grant-in-Aid 2013-14	6,000,000.00	Imprest Advance - HO, Kollam	30,000.00
MDA Grant in Aid - 13-14(Code Activities)	3,730,000.00	Imprest Advance - Kochi	57,800.00
MDA Grant in Aid 2013-14 (Exporters)	3,260,000.00	LTC Advance	5,918.00
Plan Fund 2013-14 - Income	20,700,000.00	Rent Advance	4,250.00
Miscellaneous Income	2,000.00	Security Deposit - BSNL	5,500.00
		TA Advance	24,900.00

THE CASHEW EXPORT PROMOTION COUNCIL OF INDIA
Cashew Bhavan, Mundakkal, Kollam - 691001
(A Company Limited by Guarantee)

59th Annual Report 2013-14



RECEIPTS AND PAYMENTS ACCOUNT FOR THE YEAR ENDED 31ST MARCH 2014

Receipts	Rs.	Payments	Rs.
CEPC-Lab		CEPC-Lab	
Testing Fees Cashew	985,150.00	Cycle Advance	15,000.00
Testing Fees - GCMS / UV / AAS/HPTLC/HPLC	286,875.00	Festival Advance	56,250.00
Testing Fees Other Than Cashew and Water	472,924.00	Electricity Security Deposit	71,700.00
Testing Fees -Water	921,054.00	Direct Expenses	
Testing -Swab	12,900.00	Head Office	
Indirect Incomes		MDA Grant -Expenses (2012-13)	80,886.00
CEPC-Lab		Prepaid Expenses	1,636,420.00
Cancellation Charge	500.00	Administrative Expenses	
Certificate of Origin	3,666.00	ASIDE- Lab. Consumables	68,520.00
Certificate of Origin-APTA	5,250.00	Generator Expenses	10,648.00
Compensation of Bond	20,000.00	Other Office Expenses	
FD-Interest Received -BOB	45,919.00	Advertisement Expenses	5,000.00
Institutional Charges	160,000.00	Bank Charges	18,818.42
Miscellaneous Income	3,650.00	Committee Meeting Expenses	8,499.50
Notice Pay	11,100.00	Electricity Charges	43,201.00
Project Work - B.Sc	135,000.00	Expenses of Liaison Officer	143,581.00
Project Work - B. Tech, M. Tech	154,000.00	Fuel Charges	48,765.00
Project Work - M.Phil	8,325.00	Hospitality Expenses	20,867.00
Project Work - M.Sc	440,763.00	Information Database	88,723.00
Sale of Publications/ Promotional Materials	23,650.00	Insurance - Building	198.00
Training - Biotechnology	115,000.00	Insurance - Staff Car	14,102.00
Training on Food Analysis -Chem	19,000.00	Interest & Penalty	39,027.00
Training on Food Analysis-Micro	49,000.00	Local Conveyance	2,437.00
Training on Food and Water - Chem & Micro	34,000.00	Maintenance of Office Car	14,412.00
Training on Food and Water-Micro	127,150.00	Maintenance of Office Equipments	116,947.00
Training on Food -Chem & Micro	5,000.00	Miscellaneous Expenses	61,605.00
Training on Instrumentation	215,200.00	Plan Fund Inspection Expenses	117,904.00
Training on Water Analysis-Chem	86,000.00	Postage	78,740.00
Training on Water Analysis-Micro	24,500.00	Premises Charges	594,697.00
Training on Water - Chem & Micro	50,000.00	Printing & Stationery	136,401.00
R&D Income	62,500.00	Professional Charges	10,000.00
		Profession Tax	22,500.00
		Property Tax	320,544.00
		Shifting of Office	156,928.00
		Telephone Charges	152,763.00

THE CASHEW EXPORT PROMOTION COUNCIL OF INDIA
Cashew Bhavan, Mundakkal, Kollam - 691001
(A Company Limited by Guarantee)
RECEIPTS AND PAYMENTS ACCOUNT FOR THE YEAR ENDED 31ST MARCH 2014

Receipts	Rs.	Payments	Rs.
		Travel Expenses- Committee Members/others	596,533.00
		Travel Expenses - Officers & Staff	84,798.00
		Wages to Security Guards	157,465.00
		CEPC-Lab	
		Purchase of Gas Cylinders/Accessories	63,441.00
		Purchase of Laboratory Accessories	13,770.00
		Salary & Allowances	
		Head Office	
		Additional Contribution to PF	181,500.00
		Children Education Allowance	52,763.00
		Council's Contribution to PF	324,003.00
		Dearness Allowance	120,300.00
		Encashment of Earned Leave	5,484.00
		EPF Administration Charges	43,468.00
		Exgratia / Bonus	27,089.00
		Leave Travel Concession	128,714.00
		LIC Group Gratuity Premium	190,265.00
		Medical Reimbursement	9,000.00
		Members Subscription to PF	322,784.00
		Net Salary	3,653,260.00
		Other Allowances	4,035.00
		Salary to Additional Staff	86,625.00
		Special Allowance	95,820.00
		Transfer Allowance	145,889.00
		Transport Allowance	4,096.00
		Staff Income Tax	406,612.00
		CEPC Lab	
		Children's Education Allowance	175,772.00
		Council's Contribution to CPF	323,087.00
		Dearness Allowance	90,915.00
		ESI - Council's Contribution	57,234.00
		ESI - Member's Contribution	19,899.00
		ESI- Other Staff - Council's Contribution	1,330.00
		ESI - Other Staff - Member Contribution	490.00
		Ex-Gratia Payment	45,098.00
		Liveries to Lab. Staff	8,331.00

THE CASHEW EXPORT PROMOTION COUNCIL OF INDIA
Cashew Bhavan, Mundakkal, Kollam - 691001
(A Company Limited by Guarantee)

59th Annual Report 2013-14

RECEIPTS AND PAYMENTS ACCOUNT FOR THE YEAR ENDED 31ST MARCH 2014

Receipts	Rs.	Payments	Rs.
		LTC	4,168.00
		Salary of Other Staff	762,320.00
		Voluntary Contribution to PF	54,000.00
		Net Salary	3,743,099.00
		EPF Administration & DLI Charge	43,353.00
		Income Tax on Salary	89,008.00
		Indirect Expenses	
		CEPC-Lab	
		Advertisement Charges A/c	1,950.00
		Bank Charges	3,368.00
		BIS Expense	183,697.00
		Building / Premises Expense	33,688.00
		Calibration Charges	69,380.00
		Computer Expense	14,795.00
		DSIR Recognition Expense	2,000.00
		Electrical Inspectorate Charge	14,395.00
		Electricity Charges	1,678,571.00
		FSMS Work Shop Expenses	6,000.00
		Generator Running Expense	10,415.00
		Hospitality / Meeting Expense	6,820.00
		Incentive Charge	358,389.00
		Local Conveyance	6,730.00
		Maintenance A/c	29,207.00
		Medical Reimbursement	18,000.00
		Member's Contribution to PF	323,087.00
		Miscellaneous Expense	745.00
		NABL Expense	47,752.00
		Office Car Maintenance	9,600.00
		Office /lab. Expenses	329,072.00
		Photocopier Accessories	14,190.00
		Postage / Telegram	17,915.00
		Printing / Stationeries	70,411.00
		Professional Tax	24,000.00
		Proficiency Testing Participation Expense	46,609.00
		Remitted ST on Settlement of Dues	557,636.00
		Remitted ST on Testing	653,457.00
		Remitted ST on Training	180,149.00

THE CASHEW EXPORT PROMOTION COUNCIL OF INDIA
Cashew Bhavan, Mundakkal, Kollam - 691001
(A Company Limited by Guarantee)

RECEIPTS AND PAYMENTS ACCOUNT FOR THE YEAR ENDED 31ST MARCH 2014

Receipts	Rs.	Payments	Rs.
		Subscription to Books & Periodicals Telephone / Fax Charges Training Program Expense Transportation Charges-Expense Travelling Expenses Water Authority Charge	76,470.00 33,191.00 2,072.00 20,670.00 3,088.00 14,387.00
		Development Expenditure (Head Office) Plan Fund 2013-14 - Expenditure	20,700,003.00
		Code Activities Publication/Publicity Awareness Seminars/workshops/Training Programmes BSM at Barcelona/INC Convention	734,893.00 662,828.00 287,048.00
		Exhibition Abroad Anuga 2013 Foodex Japan 2014 Food Week Korea 2013 Gulfood 2014 Jeddah International Fair 2013 MDA Grant in Aid 2013-14 (Exporters)	870,763.00 758,523.50 576,747.75 3,125,048.00 633,044.00 3,074,523.00
		MAI EXPENSES Global Cashew Council Programme Nutrition Study KAJU INDIA 2013 - EXPENSES	2,121,493.00 4,903,050.00 5,385,796.00
		Market Related Advertising, Publicity, Promotion Advertising, Publicity/Promotion BSM at Gulfood, Dubai Sponsoring of Cashew Satellite Meeting at INC	372,533.00 956,257.00 1,209,930.00
		Other Development Expenses Subscription to Periodicals Supply of Samples Website Updn	3,783.50 7,473.00 80,242.00

THE CASHEW EXPORT PROMOTION COUNCIL OF INDIA
Cashew Bhavan, Mundakkal, Kollam - 691001
(A Company Limited by Guarantee)

59th Annual Report 2013-14

RECEIPTS AND PAYMENTS ACCOUNT FOR THE YEAR ENDED 31ST MARCH 2014

Receipts	Rs.	Payments	Rs.
		Closing Balance	
		Bank Balance	
		Head Office	
		Axis Bank	27,819.39
		Canara Bank, Ernakulam	146,788.10
		Indian Bank, Building Account	383,680.00
		Indian Bank, Ernakulam	346,181.36
		Indian Bank, Kollam	2,005,123.12
		State Bank of India, Ernakulam	415,710.00
		CEPC-Lab	
		Bank of Baroda	965.20
		State Bank of India	913,878.00
		Cash Balance	
		Head Office	
		Cash	11,982.00
		Imprest Cash	1,475.28
		CEPC-Lab	
		Cash	4,445.00
		Imprest Cash	1,417.62
			88,931,219.74
	88,931,219.74		



On behalf of the Committee of Administration.

Sd/-
P. SUNDARAN
 Member

Sd/-
K. SASI VARMA
 Executive Director & Secretary

Sd/-
T.K. SHAHAL HASSAN MUSALIAR K.
 Chairman

Kollam - 691 001
 28/8/2014



दि काष्णू ँक्स्पोर्ट प्रमोशन कौणसिल ओफ इण्डिया
The Cashew Export Promotion Council of India

Regd. Office : Cashew Bhavan, Mundakkal, Kollam - 691 001, Kerala, India.
Tel : +91-474-2742704, 2742504, Fax : 91-474-2749973

E-mail : cepci@cashewindia.org / Website : www.cashewindia.org