



वार्षिक रिपोर्ट
60th ANNUAL REPORT
2014 - 2015



दि काष्णू एक्स्पोर्ट प्रमोशन कौणसिल ओफ इण्डिया
The Cashew Export Promotion Council of India

ANNUAL REPORT AND ACCOUNTS

2014 - 2015



THE CASHEW EXPORT PROMOTION COUNCIL OF INDIA

Regd. Office : Cashew Bhavan, Mundakkal, Kollam - 691 001, Kerala, India.

Tel : +91-474-2742704, 2742504, Fax : 91-474-2749973

E-mail : cepci@cashewindia.org / Website : www.cashewindia.org

THE CASHEW EXPORT PROMOTION COUNCIL OF INDIA

Members of the Committee of Administration as on 31 March 2015 .

01. Shri T.K. Shahal Hassan Musaliar M/s. TKM Agro Ltd. 113/3, Mathapur Road Kaniyur, Coimbatore – 641 659, Tamil Nadu	Chairman
02. Shri P. Sundaran M/s.Sreelekshmi Cashew Company Lakshimiprabha, Kadappakada Kollam - 691 008, Kerala	Vice-Chairman
03. Shri Hari Krishnan R. Nair M/s. Western India Cashew Co. Pvt. Ltd. P.B. No. 75, Opp. Collector's Bungalow Beach Road, Kollam – 691 001, Kerala	Member
04. Shri G. Krishnan Nair M/s. Krishnan Food Processors P.B. No. 101, Iyshawaria, Beach Road, Kollam – 691 001, Kerala	do
05. Shri R. Pratap Nair M/s. Sunfood Corporation P.B.No.115 , Kochuplamoodu, Kollam-691 001, Kerala	do
06. Shri A. Abdul Salam M/s. A.S. Cashew Exporters K.P. Road, Kilikolloor P.O. Kollam – 691 004, Kerala	do
07. Shri M.A. Anzar M/s. A. A. Nutts Kilikolloor P.O.,Kollam – 691 004, Kerala	do
08. Shri K.Pramod Kamath M/s. K.Subraya Anantha Kamath & Sons Adkathbail, Kasaragod - 671 121, Kerala	do
09. Shri M.Ramakrishnan M/s.Pratipa Cashews, 80A/40, Lakshmipathi Nagar Vadakailasam, Panruti - 607 106, Tamil Nadu	do
10. Shri Santhosh D'Silva, M/s. Santhosh Cashews, Lamina Roiad, NTTE Karkala, Udupi Dist. - 574 110, Karnataka	do

- | | |
|---|--|
| 11. Shri Bhoothes R.K.
M/s. Kairali Exports, No. 21, Prasanthi Nagar
Mangad P.O., Kollam - 691 015, Kerala | do |
| 12. Shri C. Yohannan
M/s. Carmel Cashews
Avaneeswaram R.S.P.O., Pathanapuram, Kollam - 691 517, Kerala | do |
| 13. Dr. Noordeen Abdul
M/s. M. Abdul Rehuman Kunju
Cashew Exporters & Importers
Chandanathope P.O., Kollam -691014, Kerala | do |
| 14. Shri P. Somarajan
Kailas Cashew Exports
Cheerankavu, Kollam-691 005, Kerala | do |
| 15. Shri Renjith Lal S
Mahavishnu Cashew Factory
Edavattom, Karuvelil Post, Kollam -691 505, Kerala | do |
| 16. Shri Ajit B. Chavan
Director
Ministry of Commerce & Industry, Dept. of Commerce
#224D, Udyog Bhavan, New Delhi - 110 107 | do |
| 17. Shri Venkatesh N. Hubballi
Director, Directorate of Cashewnut & Cocoa Development,
Kera Bhavan, Cochin-682 011. | do |
| 18. Dr. K.A. Rethesh
Managing Director
The Kerala State Cashew
Development Corporation Ltd.,
P.B. No. 13, Mundakkal, Kollam - 691 001 | do |
| 19. Shri K. Sasi Varma, Executive Director & Secretary
CEPCI, Cashew Bhavan, Mundakkal,
Kollam-691 001, Kerala | Member &
Executive Director & Secretary |

Auditors

M/s.K. Venkatachalam Aiyer & Co
Chartered Accountants
Main Road
Kollam - 691 001.

Bankers

State Bank of India, Cochin-682 031
Indian Bank, Cochin-682 035
Canara Bank, Cochin-682 016
State Bank of India, Kollam-691 001
Indian Bank, Kollam - 691 001
Bank of Baroda, Kollam - 691 001
Axis Bank, Kollam - 691 001

HIGHLIGHTS

- The export earnings from cashew and allied products during the year 2014-2015 were Rs. 5488.66 Cr. (US \$ 919 Mln).
- According to the data received from DGCI&S, Kolkata compiled by the Council, the export of cashew kernels during 2014-2015 was 1,18,952 MT valued at Rs. 5432.85 Cr. (US \$ 910 Mln.) as against 1,14,791 MT valued at Rs. 5058.73 Cr. (US \$ 836 Mln.) exported during 2013-14.
- The export of cashew nut shell liquid from India during 2014-15 was 10,938 MT valued at Rs. 55.81 Cr. (US \$ 9 Mln). The export of cashew nut shell liquid during 2013-14 was 9,480 MT valued at Rs. 38.61Cr. (US \$ 6 Mln).
- The total membership in the Council as on 31-3-2015 was 282. (238 Ordinary Members and 44 Associate Members.
- During 2014-15, the Council participated in 4 international exhibitions, two trade delegations and attended three International Conferences. Council also organized one Buyer Seller Meet abroad.
- Council sponsored the Cashew Satellite Meeting of the INC Annual Congress 2014 at Melbourne.
- Council initiated the industry sponsored project study on the subject "Effect of cashew nut supplementation on glycemc status and lipid profile in type 2 diabetic subjects" supported by the Govt. of India at the Department of Foods Nutrition & Dietetics Research, Madras Diabetes Research Foundation, Chennai.
- A sum of Rs 52 lakhs was reimbursed to 59 member exporters for participation in international fairs, trade delegations, etc. under the Market Development Assistance of the Govt. of India during 2014-15.
- A sum of Rs.4.00 crores was released to 66 member exporters as grant-in-aid for Process Mechanization and Automation of Cashew Processing Units / Quality Upgradation and Food Safety Certifications under the Five Year Plan Schemes of the Govt. of India during 2014-15.
- The Council received 116 Trade Enquiries at its office during 2014-15 which were circulated among Council members.
- The CEPC Laboratory & Technical Division, Kollam analyzed 6753 samples during 2014-15.

REPORT OF THE COMMITTEE OF ADMINISTRATION ON THE PROCEEDINGS OF THE COMMITTEE AND ON THE ACTIVITIES OF THE COUNCIL FOR THE YEAR ENDED 31ST MARCH 2015

I. EXPORT PERFORMANCE

- 1.1 As per the export-import statistics published by the DGCI&S, Kolkatta, the share of agricultural products in the total export earnings of the country during 2014-15 (April 2014 to March 2015) is 6.95% and cashew kernels ranked 4th among them contributing 4.23% of the agri product exports. This accounted to 0.29% of the total foreign exchange earnings of the country through exports.
- 1.2 According to DGCI&S figures, the total export of cashew kernels from India during 2014-15 was 1,18,952 M.T. valued at Rs. 5432.85 Cr. (US \$ 910 Mln). There has been an increase of 3.62 % in quantity , 7.40% in value in Rupee terms and a 8.87% in US \$ terms in comparison with the export of 1,14,791 M.T. cashew kernels valued at Rs. 5058.73Cr. (US \$ 836 Mln) during 2013-2014.
- 1.3 Cashew Kernels exports during 2014-15 is an all time record in terms of value in Rupee and crossed Rs. 5400 crores during the year.
- 1.4 The export of cashewnut shell liquid / Cardanol from India during April to March 2015 was 10,938 M.T valued at Rs. 55.81 Cr. (US \$ 9 Mln.). There was an increase of 15.38% in quantity, 44.55% in value in Rupee terms and 9% in US \$ terms compared to the export of 9,480 MT of Cashew Nut Shell Liquid valued at Rs. 38.61 Cr. (US \$ 6.38 Mln.) during 2013-2014.

2. EXPORT OF CASHEW KERNELS FROM INDIA

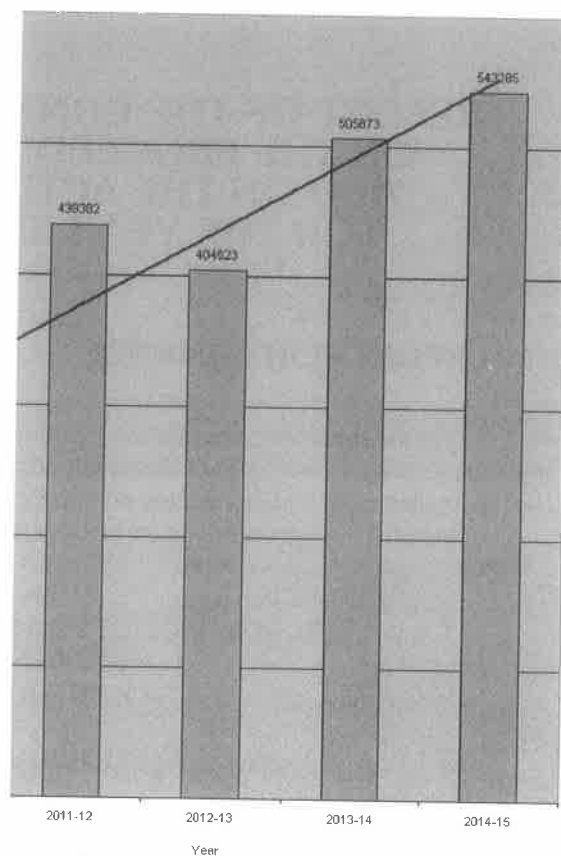
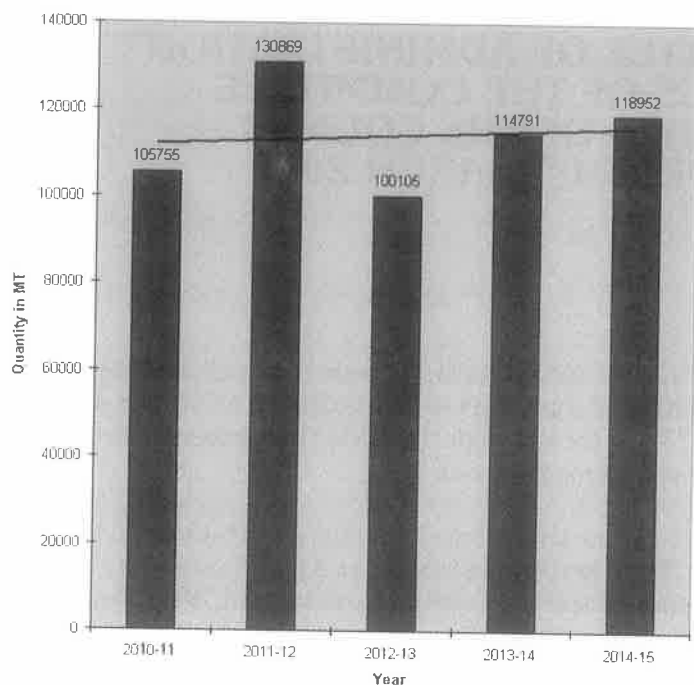
Exports of Cashew Kernels from India during the last three financial years were :

Year	Quantity M. T.	Value Rs.Crores	Value US \$ Mlns.
2012-2013	100105	4046.23	747
2013-2014	114791	5058.73	836
2014-2015	118952	5432.85	910

Source : DGCI&S, Kolkatta

EXPORT OF CASHEW KERNELS FROM INDIA (2010-2011 to 2014-2015)

Trend in exports in terms of quantity (MT)



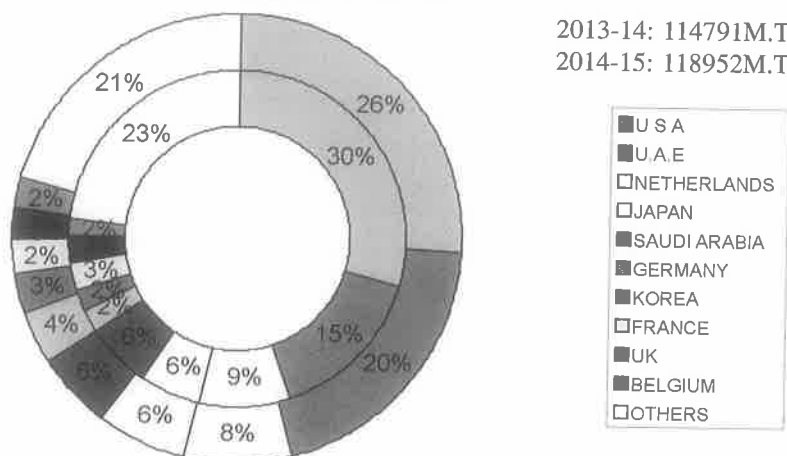
2.1 The export of cashew kernels to major markets were as under :

EXPORT OF CASHEW KERNELS FROM INDIA DURING 2012-2013 TO 2014-2015

	2012-2013		2013-2014		2014-2015	
Countries	QTY (M.T)	Value (Rs. Crs)	QTY (M.T)	Value (Rs. Crs)	QTY (M.T)	Value (Rs. Crs)
U.S.A	30106	1236.17	33898	1505.73	30643	1408.85
U.A.E	13625	550.18	17421	788.20	23904	1104.86
Netherlands	8589	341.24	9918	423.60	9349	417.90
Japan	6370	274.10	6702	311.62	7413	351.94
Saudi Arabia	5862	231.34	7195	326.20	6636	306.60
Germany	2249	86.64	2808	121.36	4724	214.42
Korea Rep.	1225	52.93	2221	99.90	3193	147.40
France	2847	112.00	2963	127.78	2958	131.02
U.K	2642	102.47	2813	118.47	2766	124.76
Belgium	2092	101.14	2122	94.13	2601	116.96
Spain	2349	89.90	3089	131.97	2384	108.95
Singapore	1632	64.71	1654	70.55	1490	65.97
Algeria	1357	46.94	1531	52.06	1356	52.67
Kuwait	1283	55.23	1568	73.72	1329	63.28
Greece	1177	46.26	1284	57.86	1252	57.37
Italy	803	32.42	865	35.82	1201	53.50
Iran	889	35.38	1181	50.59	927	41.52
Egypt	1321	52.65	959	41.75	897	44.73
Canada	746	26.81	862	34.17	793	33.91
Turkey	326	13.60	703	30.08	782	35.19
Qatar	584	21.44	709	30.69	781	35.69
Korea Dp.Rp.	677	27.85	410	16.70	749	33.96
Malaysia	1215	46.41	897	38.29	707	30.80
Israel	503	20.53	713	32.09	668	31.60
Jordan	705	31.93	630	31.38	617	31.87
Trinidad	347	13.97	508	21.54	588	25.56
Others	8585	331.99	9167	392.48	8244	361.57
Total	100105	4046.23	114791	5058.73	118952	5432.85

Source : DGCI & S, Kolkatta

EXPORT OF CASHEW KERNELS FROM INDIA TO MAJOR COUNTRIES DURING 2013-14 & 2014-15



Outside segment based on 2014-15, inside on 2013-14, growth is 3.62%

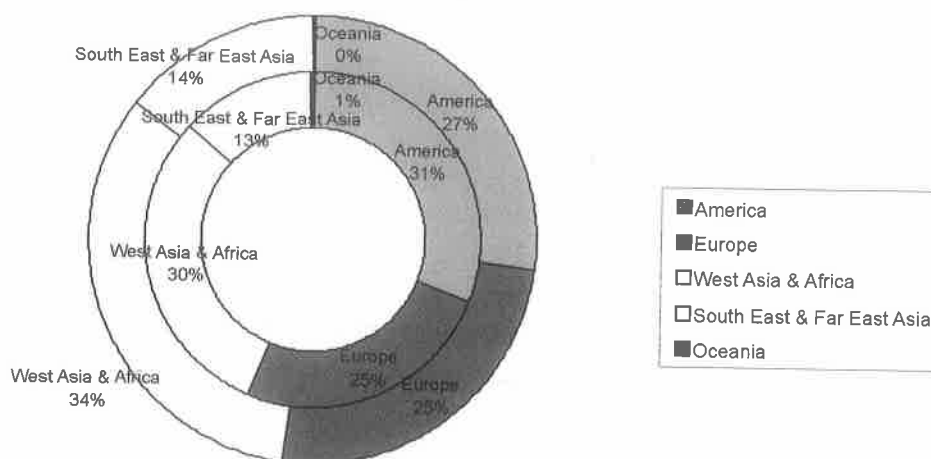
2.2. Major Markets for cashew kernels

- 2.2.1. The major markets for Indian cashew kernels during 2014-2015 were USA, U.A.E, Netherlands, Japan, Saudi Arabia, Germany, Korea Rep., France, UK, Belgium, etc.. Among our major markets, considerable increase was noted in the exports to Korea Dp. Rep.(83%). Other markets recorded more than 20 % increase were UAE, Germany, Korea Rp. Belgium, Italy etc. Exports to Iran, Egypt, Canada, Saudi Arabia, Spain, etc. recorded a decrease compared to 2013-14.

2.3. Export of cashew kernels to different zones:

- 2.3.1. Out of the total quantity of cashew kernels exported during 2014-2015, 27.06% were to American Zone. European Zone accounted for 24.80%, West Asian Zone for 31.11%, South East & Far East Asian Zone for 14.30%, Oceanic Zone for 0.41% and African Zone for 2.32%.

EXPORT OF CASHEW KERNELS TO DIFFERENT REGIONS 2013-14 & 2014-15



Outside segment based on 2014-15, inside on 2013-14.

2.3.2. Export of cashew kernels from India to different zones

Zone	2013-14		2014-15		% Diff.(+/-)	
	Qty(MT)	Value (Rs.Crs.)	Qty(MT)	Value (Rs.Crs.)	Qty	Value
America	35348	1565.01	32185	1475.88	-8.95	-5.70
Europe	29148	1246.09	29501	1322.94	1.21	6.17
West Asia & Africa	34969	1569.59	39761	1836.42	13.70	17.00
South East & Far East Asia	14637	652.53	17016	776.81	16.25	19.05
Oceania	689	25.52	487	19.82	-29.32	-22.34

Exports to South East & Far East Asian region recorded the highest increase of 19%.

2.4. Export of Roasted & Salted / Value Added Cashew Kernels from India

2.4.1. Export of roasted and salted cashew kernels from India for the last three years are given below:-

EXPORT OF ROASTED AND SALTED CASHEW KERNELS FROM INDIA

	Qty(MT)	Value (Rs.Crs.)
2012-13	1754	60.77
2013-14	1941	75.21
2014-15	1278	52.10

Source : DGCI & S, Kolkatta

3. EXPORT OF CASHEW NUT SHELL LIQUID & CARDANOL

3.1. The export of Cashew Nut Shell Liquid / Cardanol from India during 2014-2015 was 10,938 MT valued at Rs. 55.81 Cr. as against 9,480 MT valued at Rs.38.61 Cr. during 2013-2014.

The major markets for CNSL were Korea Rep., China , USA,Japan, Slovenia, etc.

There has been a high increase of exports of CNSL to Korea (145%), , Taiwan (130%) and UK (42%) when compared with the exports of 2013-14. Exports to other major markets shows a decreasing trend .

There has been a fall in our exports of CNSL/Cardanol to USA over these years. Cardolite Corporation, USA one of the major buyer of CNSL/Cardanol have now set up their unit in Karnataka, India, which would perhaps be a reason for the decrease in our direct exports to USA.

EXPORT OF CASHEW NUT SHELL LIQUID & CARDANOL FROM INDIA DURING 2012-13 TO 2014-15

Countries	2012-13		2013-2014		2014-15	
	QTY (M.T)	Value (Rs. Crs)	QTY (M.T)	Value (Rs. Crs)	QTY (M.T)	Value (Rs. Crs)
Korea Rep.	1740	8.06	1915	11.52	4695	28.60
China	971	2.09	2820	8.31	2721	9.21
USA	5021	11.77	2987	8.17	1622	5.85
Japan	421	1.90	341	1.52	261	1.22
Slovenia	88	0.42	413	2.16	260	1.42

Taiwan	250	1.55	95	0.62	219	1.59
Singapore	85	0.59	221	1.71	187	1.51
United Kingdom	200	0.86	112	0.63	159	0.92
Others	416	2.60	576	3.97	814	5.49
Total	9192	29.84	9480	38.61	10938	55.81

Source : DGCI&S, Kolkatta

4. PRODUCTION OF RAW CASHEWNUTS IN INDIA

- 4.1. India continued to be the largest producer of raw cashewnuts in the world. The other main producing countries are Vietnam, Brazil, Tanzania, Ivory Coast, Guinea Bissau, Mozambique, and Indonesia. According to estimates by DCCD, the production of raw cashewnuts in India during 2014-2015 was 7,25,420 M.T. as against the estimated production of 7,36,560 M.T. during 2013-2014.

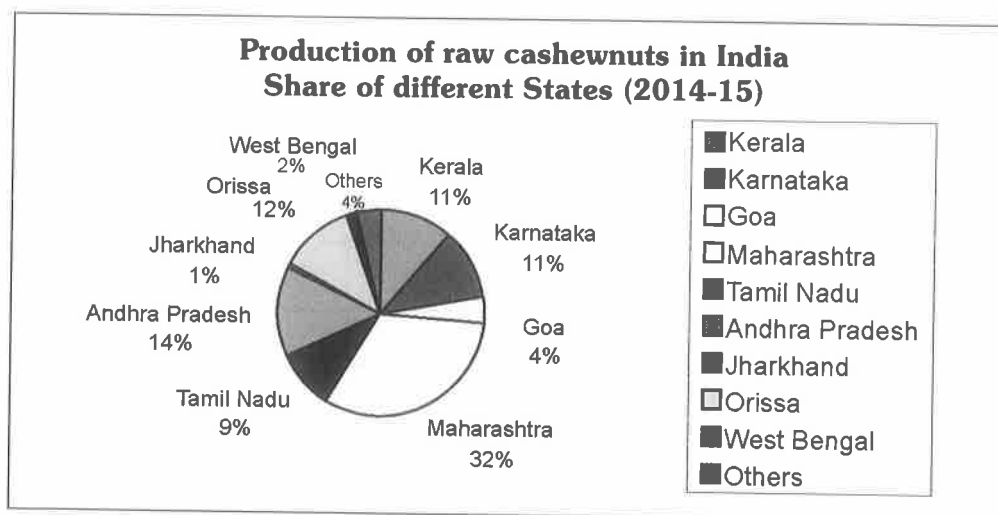
Estimates of Indian Production of Raw Cashewnuts (Last Three Years)

A = Area in ha.

P = Production in M.T.

States	2012-2013		2013-2014		2014-2015	
	A	P	A	P	A	P
Maharashtra	184200	224640	184200	242610	186200	235000
Andhra Pradesh	183950	118144	184950	100420	185450	100000
Orissa	163910	100840	166910	85710	180410	85500
Karnataka	121880	74640	124110	80610	124710	80500
Kerala	84880	76960	84930	83120	84530	80000
Tamilnadu	136420	62400	139420	67390	140420	67000
Goa	57470	29950	57970	32350	58170	32000
West Bengal	11000	12060	11160	13030	11360	13000
Jharkhand	11500	4640	14500	1200	14830	4500
Others	27000	24200	38090	30120	41120	27920
Total	955210	704274	1006240	736560	1027200	725420

Source : Directorate of Cashewnut & Cocoa Development, Cochin



5. IMPORT OF RAW CASHEWNUTS

- 5.1. The total raw cashew nuts imported into India during 2014-2015 was 9,39,912 MT valued at Rs.6570.93 Cr. and that during 2013-2014 was 7,71,356 M.T. valued at Rs. 4563.99 Cr. The unit import price for raw cashewnut was Rs. 69.91/kg. during 2014-15 as against Rs.59.17 /kg during the previous year. (Source : DGCI&S, Kolkatta.).
- 5.2. The major sources of raw cashew nut import were Ivory coast, Tanzania , Benin ,Guinea Bissau, Ghana, Senegal, Gambia,, Nigeria ,etc.

6. IMPORT OF CASHEW KERNELS INTO INDIA

- 6.1. Cashew Kernels, plain as well as roasted & salted are being imported into India from other producing countries. However, imports have declined in 2014-15.
- 6.2. Import of cashew kernels into India during the last three years are :-

IMPORT OF CASHEW KERNELS INTO INDIA

Year	Wholes		Broken		Others		Total	
	Qty (MT)	Value (Rs.Cr.)	Qty (MT)	Value (Rs.Cr.)	Qty (MT)	Value (Rs.Cr.)	Qty (MT)	Value (Rs.Cr.)
2012-13	1343	28.07	4728	73.15	79	0.95	6150	102.17
2013-14	827	28.52	4089	74.30	64	0.99	4980	103.81
2014-15	246	11.24	576	16.27	135	2.71	957	30.22

Source : DGCI&S, Kolkatta

- 6.3. Import duty for cashew kernels was fixed as per the customs notification (Notification No. 27/2013 dated on 10th May 2013). There is a duty of Rs.60 or 45% (whichever is higher), for "Cashew kernel, broken" and Rs. 75 or 45% (whichever is higher) for "Cashew Kernel, wholes"while imported into India.
- 6.4. Also, as per another notification issued by DGFT (Notification No.53, (RE-2013)/2009 -2014, dated on 2nd December 2013) minimum price has been fixed for import of cashew kernels as Rs.288/- per kg for "Cashew kernel, broken" (ITC HS Code 080 13210) and Rs.400/- per kg for Cashew Kernels- wholes (ITCHS Code 080 132220)

7. THE CASHEW EXPORT PROMOTION COUNCIL OF INDIA

7.1. Membership in the Council

- 7.1.1. As on 31st March 2015 the Cashew Export Promotion Council of India had 238 Ordinary Members and 44 Associate Members.

7.2. Annual General Meeting

- 7.2.1. The 59th Annual General Meeting of the Council was held on 25th September 2014 at Cashew Bhavan, Kollam.

7.3. Membership in the Committee of Administration

- 7.3.1. At the Annual General Meeting held on 25th September 2014, the following five members were elected against vacancies to the Committee of Administration for a period of 3 years.

1. Shri P. Sundaran, M/s. Sreelekshmi Cashew Co., Kollam, Kerala
2. Shri M.A. Anzar, M/s. A.A. Nutts, Kollam, Kerala
3. Shri Pramod Kamath, M/s. K. Subraya Anantha Kamath & Sons, Kasaragod, Kerala
4. Shri P. Somarajan, M/s. Kailas Cashew Exports, Kollam, Kerala
5. Shri Renjith Lal S Kurup, M/s. Mahavishnu Cashew Factory, Kollam, Kerala.

7.4. Chairman and Vice – Chairman

- 7.4.1. At the meeting of the Committee of Administration of the Council held on 25th September 2014, Shri T.K. Shahal Hassan Musaliar of M/s. TKM Agro Ltd., Tamil Nadu was unanimously elected as Chairman and Shri P. Sundaran of M/s. Sreelekshmi Cashew Company, Kollam was unanimously elected as Vice-Chairman of the Council for a term of one year.
- 7.4.2 Shri K. Sasi Varma continued as the Executive Director & Secretary of the Council during the year 2014-15.

7.5. Meetings of the Committee of Administration

- 7.5.1. During the year 2014-2015, there were 10 meetings of the Committee of Administration.

7.6. Panels

- 7.6.1. The following Panels helped the Committee of Administration to transact the business expeditiously:-
- Panel for Finance, Staff matters & Administration
 - Panel for Export Promotion
 - Panel for Cashew Trade
 - Panel for Science & Technology, Laboratory Matters & Quality Assurance
 - Panel for Printing & Publicity
 - Panel for Major Purchases & Building
 - Panel for Interaction with Developmental Agencies
 - Panel for Membership

8. EXPORT/IMPORT POLICY

8.1. Export of Cashew Kernels and Cashew Nut Shell Liquid & Cardanol

- 8.1.1. Export of Cashew Kernels, CNSL and Cardanol could be carried out by any person having an IE Code. Cardanol continued to be included in the list of items under Minor Forest Produce.

8.2. Import of Raw Cashewnuts

- 8.2.1 Import of raw cashewnut continued under OGL.

8.3. Export Incentives

- 8.3.1. The Duty drawback continued to be the same as 1% of FOB value.
- 8.3.2. VKGUY for cashew kernels, CNSL and Cardanol continued to be the same as 5% of FOB value.

9. PRODUCTION DEVELOPMENT

- 9.1. Directorate of Cashew nut & Cocoa Development under the Ministry of Agriculture and cooperation looks after the production development of cashew in the country. According to their estimates, the production of raw cashew nuts in India during 2014-15 was 7,25,420 MT as against the estimated production of 7,36,560 MT during 2013-14.
- 9.2 The Council has been representing at all relevant forums, the need for increasing the domestic production of raw cashew nuts in the country.

10. PUBLICITY & ADVERTISEMENT

- 10.1. Council continued to publish its magazine, the monthly Cashew Bulletin and also brought out following brochures / publications during the year.
- Directory of Indian Cashew Exporters
 - Brochures and Posters in Korean, Japanese, German & Arabic languages for participation in International fairs.

11. CONVENTIONS / EXHIBITIONS / TRADE DELEGATIONS

- 11.1. The Cashew Export Promotion Council of India organised the “Cashew Confluence” – a buyer seller meet in association with AFI, during the AFI annual Convention at Naples, Florida on 2 May 2014. This was a premier gathering of Indian Cashew Kernel exporters, prospective buyers of Cashew Kernels and all other stakeholders who attended the AFI Annual Convention 2014. A 17 member CEPCI delegation led by Chairman, Mr. Shahal H Musaliar had fruitful interactions with the US buyers during the BSM. Joint Director of the Council Ms. Sree Rajmohan was the official representative.
- 11.2. The Cashew Export Promotion Council of India (CEPCI) participated in the XXXIII World Nut & Dried Fruit Congress organized by INC at Hotel Crowne Palladium, Melbourne from 20th to 22nd May 2014. The CEPCI Team was lead by the Chairman, Shri T.K.S.H.Musaliar. K.Sasi Varma, Executive Director & Secretary was the CEPCI official in charge. The CEPCI also sponsored the Cashew Satellite Meeting of the Congress held on 20th May and all stakeholders of cashew including 15 Indian delegates participated in the meeting.
- 11.3. SIAL 2014, one of the largest food and beverages fairs in the world, held in Paris, France, from 19th –23rd October 2014. The Council had set up a ‘Cashew Pavilion and Six member exporters viz. Ajanta Industries, Bright Star Global Trading Corporation, C. Ramakrishna Padayatchi, Integrated Resources, MDR Exports and Royal Food Exporters, exhibited their products in independent stalls under the pavilion. P. Supriya, Trade Promotion Officer was the official representative of the Council.
- 11.4. The Cashew Export Promotion Council of India participated in the Food Week Korea 2014, one of the major food shows in Korea held at the COEX Exhibition & Convention Centre, Seoul, Korea held during 12th to 15th November, 2014. This was the second participation of the Council in this Fair. Apart from the Council’s stall, two member exporters M/s. M D R Exports, Panruti and M/s. Assorted Food Packers Pvt. Ltd., Kollam participated through individual stalls under the cashew pavilion. Mrs. Sree Rajmohan, Joint Director, organised the Council’s participation at the fair.
- 11.5. The Cashew Export Promotion Council of India (CEPCI), participated in the Gulfood 2015 – one of the World’s Biggest Annual Food and Hospitality Show held at Dubai from 8 to 12 February 2015 at Zabeel Hall, Zabeel Pavilion, Dubai International Convention & Exhibition Centre, Dubai, UAE. Council organised a “CEPCI Pavilion” at the fair and 10 member exporters participated through individual stalls under this Pavilion and exhibited their products. Apart from this more than 30 member exporters participated in the fair through Council’s stall. The participation highlights the high potential and increased demand for Indian Cashew Products in the Middle East Food industry.
- 11.6. The Cashew Export Promotion Council of India (CEPCI), took part as an exhibitor in the International Food & Drink Event (IFE 2015), held at Excel Convention Centre, London from 22nd to 25th March 2015. This is the largest Food and beverages fairs in UK. Mr. K.Sasi Varma, Executive Director & Secretary was the official representative of the Council.
- 11.7. Report on the Council’s participation in the various exhibitions and delegations along with the trade enquiries received were circulated among members for information and follow-up.

12. ASSISTANCE FOR EXPORT PROMOTION ACTIVITIES TO EXPORTERS

12.1. Market Development Assistance (MDA) Schemes

- 12.1.1. A sum of Rs. 52,31,789/- was distributed to 59 member exporters as grant towards participation in international fairs, trade delegations / BSMs during 2014-15.

12.2. Market Access Initiative (MAI) Schemes

- 12.2.1 The Council received approval under MAI for our Generic Promotion Scheme against which a grant amount of Rs. 4.00 crores spread over three years (2013-14, 2014-15 and 2015-16) would be provided for undertaking Kaju India BSM, Nutrition Study and promotion based on health benefits, Marketing and publicity, etc.

12.3 FIVE YEAR PLAN SCHEMES

- 12.3.1 The Ministry of Commerce and Industry, Department of Commerce, Government of India approved the XII Plan Scheme proposals of the Council containing two schemes viz.,

1. Process Mechanization and Automation of Cashew Processing Units
2. Quality up-gradation and Food Safety Certifications

The Scheme period will be from 2012-13 to 2016-17 with a grant component equivalent to 33.33% of the total eligible investment. The maximum total grant available for member exporter is Rs. 100 lakhs for Process Mechanization and Automation and Rs. 5 lakhs for Quality up-gradation and Food safety Certifications. For Associate members this would be Rs. 10 lakhs and Rs. 2.5 lakhs respectively.

- 12.3.2 During 2014-15, 66 claims were considered under the scheme and a grant in aid of Rs.4.00 Crs was sanctioned to member exporters.

13. MEETINGS / SEMINARS / WORKSHOPS

- 13.1 Interactive meeting with Export Inspection Agency (EIA)- Kochi on procedures related to Certificate of Origin was organised by FIEO on 11th April 2014 at the Hotel Pearl Palace, Ernakulam. Statistical Assistant of the Council Ms. Priya attended the meeting.
- 13.2 Meeting on formulation of foreign trade policy 2014-19 was organized by ministry at Delhi on 2nd May 2014. Executive Director of the Council Mr. K.Sasi Varma attended the Council.
- 13.3 A Meeting was organized by APEDA on 9th May 2014 to discuss the strategies for development of Agri products exports. Executive Director of the Council Mr. K.Sasi Varma attended the meeting.
- 13.4 Meeting Chaired by Secretary, Department of Commerce held at Delhi on Pre- Budget Proposal at 28th May 2014. Joint Director of the Council Ms. Sree Rajmohan attended the meeting.
- 13.5 V O Chidambaranar Port Trust organised a follow up meeting with the Importers and Exporters of Cashew and also with the Cashew Export Promotion Council of India, Kollam on 20.06.2014 at Hotel RAVIZ, Kollam. Mr.PSundaran, Vice Chairman, Mr.K.Sasi Varma, Executive Director and Secretary, Ms. Sree Rajmohan Joint Director and other major exporting members from Kollam attended the meeting.
- 13.6 Meeting on the EPC website upgradation in Department of Commerce by IBEF was held at Delhi on 25th July 2014 under the Chairmanship of Joint Secretary, Shri Rajeev Arora. Ms. Sree Rajmohan, Joint Director of the Council attended the meeting.
- 13.7 Ministry of Commerce and Ministry of External Affairs Government of India along with Federation of Indian Chamber of Commerce & Industry(FICCI) and its affiliated member bodies organized a CIS outreach Programme on 4th July 2014 at Cochin to focus on business development opportunities in the CIS region. Mr. Shahal Hassan Musaliar, Chairman of the Council and Ms. Sree Rajmohan Joint Director of the Council attended the meeting.
- 13.8 Kollam Port authorities organised a meeting at Cashew Bhavan with Honourable Minister for Fisheries, Ports & Excise, Mr. K. Babu on 21st July 2014 to discuss various issues faced by exporters.
- 13.9 Meeting with the Commissioner of Customs held on 7th August 2014 at Cochin. Mr.Shahal Hassan Musaliar, Chairman of the Council and Ms. Sree Rajmohan Joint Director of the Council attended the meeting.

- 13.10 FIEO organized a training programme on 25th August 2014 at Kottayam in association with KSSIA on Foreign trade policy. Ms.Parvathy, Management Trainee attended the programme.
- 13.11 Industries Department organized a meeting of the expert committee constituted to study the issues of KSCDC & Capex on 27th August 2014. Mr. K. Sasi Varma, Executive Director and Secretary of the Council attended the meeting.
- 13.12 Ministry of Micro Small and Medium Enterprises and MSME Training Institute organized a Management Development Programme on Export Procedures and Documentation from 25th August 2014 to 1st of September 2014 at Cochin. Ms. Sree Rajmohan, Joint Director of the council attended the programme on 28th August 2014 and took a presentation on Export promotional activities of the Council.
- 13.13 Smt. Nirmala Seetharaman, Honourable Minister of State for Commerce and Industries, Government of India visited Cochin, Kerala on the 26th and 27th of September 2014. This was her first visit to Kerala after taking charge as the Minister. Various meetings / seminars were arranged in connection with the visit of the Honorable Minister. A seminar on 'Importance of International Trade in the Growth of Indian Economy' was held on Saturday, 27th September, 2014 at Mattanchery, Kochi, organized by Hindusthan Samachar, in association with Indian Chamber of Commerce & Industries, wherein she gave the keynote address. Chairman, Vice Chairman, a few other members and Council officials met the Minister and attended the meetings. Our Vice Chairman participated in the special meeting of various commodity boards / EPCs with the Minister and apprised her of the present industrial scenario.
- 13.14 Stake Holder Consultation organized by State Planning Board to formulate Annual Plan 2015-16 was held at Trivandrum on 29th September 2014. Mr. P. Sundaran, Vice Chairman of the Council, members of the Committee of Administration Mr. Bhoothes, Mr. Abdul Salam, Dr. Rethesh, and K.Sasi Varma, Executive Director and Secretary of the Council attended the meeting.
- 13.15 Consultative Panel for Farm & Home Programme held at Regional Training Institute of All India Radio Campus Trivandrum in co-operation with IFFCO on 09th October 2014. K.Sasi Varma Executive Director & Secretary of the Council attended the meeting.
- 13.16 Chairman Mr. Shahal Hassan Musaliar, P. Sundaran, Vice Chairman, Shri M.A.Anzar and Shri R.K. Bhoothes had meetings with Executive Director of RBI, Mr. G. Padmanabhan and CGM (SME) of SBI, Mr. D. Majumdar to discuss the Export Finance related issues in the cashew sector.
- 13.17 Cochin Port Trust convened a meeting regarding reduction of transaction cost of handling containers through Cochin Port on 16th October 2014 at Cochin Port. Ms. Sree Rajmohan, Joint director of the Council attended the meeting.
- 13.18 An interactive meeting chaired by the Principal Secretary of Industries held on formulation of export policy for Kerala State on 4th November 2014 at Kerala State Industrial Development Corporation, Thiruvananthapuram. Mr. K.Sasi Varma, Executive Director & Secretary of the Council attended the meeting.
- 13.19 An interactive meeting with Mr. Ajit B. Chavan, Director, Department of Commerce, Ministry of Commerce & Industry, Govt. of India was held at 'The Quilon Beach Hotel' Kollam on 14th November 2014. Mr.T.K.S.H Musaliar, Chairman, Mr. P. Sundaran, Vice Chairman, Mr. K. Sasi Varma, Executive Director & Secretary of the Council and many member exporters attended the meeting.
- 13.20 FICCI Kerala State Council Annual Meet 2014 was held on 24th November 2014, at the 'Hotel Abad Plaza' Cochin. Ms. Supriya Trade Promotion Officer of the Council attended the meeting.
- 13.21 CEPCI in association with FIEO and IDBI Bank organized a one day training programme on "FTP, Customs documentation, AEO & ACP on 29th November 2014 at the Hotel All Seasons, Kollam. There were about

45 participants of which twenty were from Cashew industry. Apart from CEPCI member exporters, Mr. K. Sasi Varma, Executive Director & Secretary of the Council, Ms. Sree Rajmohan, Joint Director and Ms. Parvathy A.J, Management Trainee also attended the programme.

- 13.22 One day workshop on “Energizing Young Entrepreneurs for International Trade” (Niryat Bandhu Scheme) was organized by Office of Joint Direct General Foreign Trade in association with Federation of Indian Chambers of Commerce & Industry along with Exim bank of India and Export Credit Guarantee Corporation of India Ltd on 19th December 2014 at Ernakulam. Ms. Supriya Trade Promotion Officer of the Council attended the meeting.
- 13.23 Department of Posts organized a training programme on new mechanized mail sorting system at Kollam on 9th December 2014. Mr. Shanmughan, Despatch Clerk of the Council attended the meeting.
- 13.24 Permanent Trade Facilitation Committee meeting organized by Cochin Customs held on 28.01.2015 at Cochin. Mrs. Sree Rajmohan, Joint Director of the Council attended the meeting.
- 13.25 Cashew Export Promotion Council of India organized a workshop along with JTDGFT on “Export Awareness at Towns of Export Excellence (TEE) for cashew exporters on 26th March 2015 at the “Quilon Beach Hotel”, Kollam. Shri T.K. Shahal Hassan Musaliar, Chairman of the Council, Mr. J.V. Patil, Joint DGFT, Mr. R.A.Nair, Assistant DGFT, Mr. S.B. Anil, Customs Officer were present for the meeting. 80 processors / exporters attended the workshop.
- 13.26 Karnataka Cashew Manufacturers Association (KCMA) organized Kaju Tech Exhibition & celebrated Daimond Jubilee on 14th & 15th March 2015 at Mangalore. Chairman Mr. T.K.Shahal Hassan Musaliar, Vice Chairman Mr. P.Sundaran, Joint Director, Mrs. Sree Rajmohan and many other members of the Council participated in the event.
- 13.27 The Directorate of Cashew nut and Cocoa Development, Government of India, in association with Directorate of Agriculture, Government of Goa and Central Coastal Agricultural Research Institute, ICAR, Goa organized a two day National Cashew seminar “Cashew Perspective crop of future” at Panaji, Goa on 13th and 14th March 2015. Mr. T.K. Shahal Hassan Musaliar, Chairman of the Council, P.Sundaran, Vice Chairman and Mrs. Sree Rajmohan Joint director attended the Seminar.

14. TRADE ENQUIRIES

- 14.1. During 2014-2015 the Council received 116 (foreign 81 and Indian 35) trade enquiries directly from parties interested in cashew kernels/cashewnut shell liquid/ allied products and offers for supply of raw cashewnuts. All these enquiries and offers were circulated among the Council Members for necessary follow-up.
- 14.2. Trade enquiries received at the Council’s stand in the international exhibitions were also passed on to the members for necessary action at their end.

15. PROBLEMS TAKEN UP WITH AUTHORITIES

15.1. Import of cashew kernels

- 15.1.1. Indian cashew industry is facing severe threats from misdeclared /undervalued cashew kernels pervading the Indian domestic market.
- 15.1.2. To sort out this serious problem, Council had taken up this matter with concerned authorities viz. Ministry of Commerce and DGFT in various forums. Based on our request, the Govt. issued a notification (No. 27/2013 dated 10.05.2013) to increase the import duty of cashew kernels as Rs. 60/kg. or 45% (whichever is higher) for “cashew kernels – broken” and Rs. 75/kg. or 45% (whichever is higher) for “cashew kernels – wholes”.

15.1.3. Though this has helped to check the under invoiced imports to some extent, this has not given the desired results to the full extent. Even though there was provision to increase the import duty up to 70% in the Finance bill, the notification issued on 10th May 2013 specifies an import duty of 45% only which seems inadequate.

15.1.4. To curb under invoiced imports of cashew kernels into India, we have requested that as per the Finance Bill passed by the Parliament, the maximum possible 70% import duty be imposed on cashew kernels (against ITCES Codes 080 13200, 08013210, 08013220, 08013290, 20081900 and 20081910) imported into India.

15.2. Agri infrastructure scrip

15.2.1. We have requested to the concerned authorities that the scope of items eligible to be imported under Agri Infrastructure Scrip be widened to include all agri/food processing/testing equipment/machinery and that the Scrip be made freely transferable.

15.3. Certificate of Origin

15.3.1. At present, Spices Board and other agencies not related to cashew are designated to issue Certificate of Origin under GSP for cashew and allied products.

15.3.2. Council is pursuing with the Ministry, being an organisation designated for Cashew, Council may be authorized to issue Certificate of Origin under GSP and all other categories, trade agreements, preferential/non preferential for cashew and allied products.

15.4. Interest Subvention

15.4.1. Council has taken up the issue of restoration of interest subvention at three per cent, with the Finance Ministry. Curbing interest subvention badly affected the cashew industry as exporters are already suffering from the stringent bank policies for taking loan and high interest rates. It would also help the exporters to meet the increasing cost of pre shipment and post shipment credit.

15.5. Phytosanitary Inspection

15.5.1. We had taken up the matter of authorization to CEPCI for Phytosanitary inspection with the Ministry of Agriculture. The Government of Kerala has also supported our request.

16. CEPC LABORATORY AND TECHNICAL DIVISION

16.1. The CEPC Laboratory & Technical Division was established in the year 1997 for providing analytical services mainly to the Indian cashew industry. The lab has facilities to analyse physical, chemical, and microbial parameters including pesticide residues, aflatoxin, heavy metals in cashew and allied products. The laboratory follows internationally accepted test methods for analysis. The services of this laboratory and technical division are available not only to cashew industry in India, but also to the entire food processing industry in India and abroad

16.2. The CEPC laboratory is an authentic agency for testing and certification of food quality and safety. The laboratory regularly participates in check sample/validation programmes organized by international/national agencies. The analytical and scientific expertise available with the lab is being extended to other educational, industrial and research organizations also.

17. ANALYTICAL SERVICES

17.1. Routine analysis of samples

During the period 2014-2015, **6753** Cashew kernels and other samples were analyzed in the laboratory for different quality parameters as detailed below and results furnished.

Sl.No.	Division	Samples Tested			Total No. of samples
		Cashew	Water	Others	
1.	Microbiology	1204	761	987	2952
2.	Chemistry	2464	689	606	3759
3.	Biotechnology	1642	-	78	1720

During the period, the main sources of income of the laboratory was generated from the following activities.

Sl.No.	Activity	Amount(Rs.)
1.	Testing Fees – Cashew	81,14,453.00
2.	Testing Fees - Water	13,02,226.00
3.	Testing Fees other than cashew and water	7,59,879.00
4.	Testing Fees – GCMS / UV / AAS / HPTLC / HPLC	2,88,603.00
5.	Testing Fees – Gas Analysis	10,122.00
6.	Certificate of Origin	5,175.00
7.	Certificate of Origin (APTA)	9,450.00
8.	Ph.D work (Biotechnology)	90,260.00
9.	Training & Project (Microbiology)	10,98,141.00
10.	Training & Project (Biotechnology)	5,77,811.00
11.	Training & Project (Chemistry)	5,30,653.00
12.	Sale of Publications / Promotional Materials	500.00
13.	Workshop / Seminar	58,380.00
14.	Miscellaneous Income	3,135.00
15.	NABL Reimbursement Fee	2,250.00
	Total	1,28,51,038.00

17.2. Testing in Processing Units (Gas Analysis)

On demand from the cashew exporters, the gas analyzer of the laboratory was taken to various cashew processing units, and the quantity of oxygen, carbon dioxide and nitrogen in filled tins / pouches were tested. The details are as follows:

Location	No. of units visited	No. of Samples tested
Kerala	9	118
Karnataka	7	81

17.3 Collection of Samples from field (Swab, water & air samples)

Five hundred and eighty four swab samples, seventeen water and seven air samples were collected from different units and were tested for in the laboratory.

17.4 Country of Origin Certificates

During 2014-2015, the laboratory issued the following certificates of origin to cashew exporters.

1.	Certificate of Origin	98 Nos.
2.	Certificate of Origin (APTA)	105 Nos.

17.5 NABL Accreditation

The Laboratory is accredited under ISO/IEC: 17025 by NABL (National Accreditation Board for Testing and Calibration Laboratories), Department of Science & Technology, Government of India for "Biological and Chemical testing". Lab was maintained as per stipulations laid down by NABL. NABL re-assessment of our laboratory was conducted during 4th & 5th October, 2014. The laboratory has also participated and conducted various inter laboratory comparison programmes.

17.6 BIS Recognition

The recognition granted to CEPC laboratory by the Bureau of Indian Standards (BIS) for the testing of Packaged Drinking Water, including pesticide residue as per IS 14543:2004 was maintained. The Surprise Audit of the laboratory was conducted on 25th September, 2014 by BIS. The recognition is valid till 2016. Nineteen Packaged Drinking Water samples received from BIS were analysed and results furnished.

17.7 Approval from Kerala State Pollution Control Board

The laboratory is approved as 'A' grade Commercial Category laboratory for analysis of quality / pollution parameters for water / waste water and solid waste by the Kerala State Pollution Control Board (KSPCB). The approval was renewed.

17.8 University Recognitions

The laboratory is recognized as a Centre for Doctoral research under :

- Kannur University, in the subjects Microbiology, Biotechnology and Chemistry.
- University of Kerala in Biotechnology & Microbiology.

Guidelines for maintaining the recognition from the universities were followed.

17.9 DSIR Recognition

The laboratory is granted recognition as a Scientific and Industrial Research Organisation (SIRO) by the Department of Scientific & Industrial Research, Ministry of Science and Technology, Govt. of India. The recognition is valid from 23-04-2013 upto 31-03-2016.

17.10 FSSAI Recognition

We received 3 samples from FSSAI, Cochin for testing flavoured water as per IS 14543 : 2004.

17.11 Training Programmes

1) Training on Analysis

During the year 2014-2015, the laboratory conducted various training as detailed below :-

Sl.No.	Name of Training Programme	Duration	No. of participants
1.	Instrumental Methods of Analysis	1 Month	3
	Instrumental Methods of Analysis	3 days	13
	Instrumental Methods of Analysis	5 days	2
	Training in FTIR	2 days	2
	Training in HPLC	3 days	1
		1 week	1
2.	Microbiological Analysis of Food	2 weeks	8
		10 days	1
	Microbiological Analysis of Water	1 week	2
		2 weeks	3
		1 week	1
		3 days	1
	Microbiological Analysis of Food and Water	2 weeks	4
		3 weeks	16
		5 days	2
		1 month	25
	Microbiological Analysis of Spices	1 week	1
	HACCP	5 days	6
		3 days	1
3.	Chemical Analysis of Water	1 month	6
		2 weeks	1
		10 days	1
	Chemical Analysis of Soil	2 weeks	1
	Chemical Analysis of Food	2 weeks	1
	Chemical Analysis of Food and Water	2 weeks	2
		1 month	2
	Chemical and Microbiological Analysis of Food	1 month	12
		2 weeks	5
	Chemical and Microbiological Analysis of Cashew	3 days	1
	Quality Analysis of Cashew	1 day	1
4.	Fermentation Technology (Enzymology)	1 month	2
	Instrumentation Techniques in Biotechnology	2 weeks	1
		1 month	2

17.12 B.Sc. / M.Sc. / M.Tech / Ph.D PROJECT PROGRAMMES

B.Sc. Project

Assistance, guidance and necessary facilities were provided to thirty students from various colleges for the successful completion of their B.Sc. Project works.

M.Sc Project

During the year, the laboratory provided assistance and guidance to M.Sc. students from various Universities to carry out their dissertation work. The students were provided with necessary facilities for literature survey, analysis of samples and preparation of project reports.

Ph D

Seven research scholars are carrying out their doctoral research at our centre.

17.13 MEETINGS / SEMINARS / WORKSHOPS / TRAININGS ATTENDED

Sl.No.	Particulars	Duration	Name of Staff
1.	Training Programme on “Molecular Biology Techniques in Microbiology” sponsored by Department of Biotechnology (DBT), Govt. of India, New Delhi, conducted at Central Food Technological Research Institute, Mysore.	2 nd to 19 th September, 2014	Dr. Rekha Sivadasan (Jr. Scientist- Biotechnology)

17.14 MEETINGS / SEMINARS / WORKSHOPS CONDUCTED

1. Workshop on Fundamentals & Applications of Biostatistics

The Biotechnology department of CEPCI Laboratory in collaboration with PG and Research Department of Zoology, Sree Narayana College, Kollam conducted a two day Workshop on “Fundamentals & Applications of Biostatistics” from 18th to 19th August, 2014 at Cashew Bhavan, Mundakkal, Kollam. A total of 59 participants drawn from different research organizations took part in the workshop.

2. Seminar on “Quality and Safety in Food & Water

The CEPC Laboratory & Technical Division organized a one day seminar on “Quality and Safety in Food & Water” on 28th February, 2015 at the conference hall of CEPCI. The audience comprised of public, hotel owners, food processors, food inspectors, health inspectors, etc. Smt. A.K Mini, Assistant Food Safety Commissioner Kollam, delivered a very detailed account of food safety act and its implication in future. A total of 60 participants took part in the seminar. The staff members of CEPC Laboratory also attended the seminar.

3. Workshop on Biostatistics for Research (Basic Principles & Advanced Tools)

The CEPC Laboratory & Technical Division in association with TKM College of Arts & Science, Kollam conducted a three-day workshop titled “Biostatistics for Research (Basic Principles & Advanced Tools)” at Cashew Bhavan, Kollam during 19th -21st March, 2015.

A total of 45 participants from various organization included students, research scholars and faculties attended the workshop.

Dr. Y. Jubaira Beevi, Principal, TKM College of Arts & Science, Kollam inaugurated the workshop. Dr. Somasekharan Pillai. M, Associate Professor & Head, Department of Statistics, University College, Trivandrum gave the special address.

4. Workshop on HACCP

The CEPC Laboratory & Technical Division in association with ILCT, Trivandrum conducted 3 days RSPH-HACCP workshop at Cashew Bhavan, Kollam during 26th -28th March, 2015. A total of 15 participants attended the workshop.

5. Press Meet

A Press Meet was organized at the conference hall of Cashew Bhavan, Kollam on 25th February, 2015. The meet was conducted to spread general awareness among the public regarding the various facilities available at CEPC Laboratory and the seminar on Quality & Safety in Food & Water. 25 members from the press media attended the meet.

17.15. LIBRARY

The Laboratory library holds good collection of books and periodicals. The process of strengthening the library has been continued. The following journals / magazines / bulletins were received.

- 1) Current Science
- 2) Indian Journal of Experimental Biology
- 3) Indian Journal of Biotechnology
- 4) Journal of Chemical Sciences
- 5) Cashew Bulletin
- 6) The Cashew & Cocoa Journal
- 7) Asian Journal of Chemistry (Monthly)
- 8) Current Science (Fortnightly)
- 9) Journal of Food Science & Technology (Monthly)
- 10) Indian Journal of Microbiology (Quarterly)

Regular services like issue of books and periodicals, supply of information services, news paper clipping services, etc. were continued. Reference facilities including guidance were provided to students and researchers from various organizations.

17.16. PUBLICATIONS / RESEARCH PAPERS / SCIENTIFIC ARTICLES

Research paper/Scientific article by Sabna Ajith, S Pramod, C Prabha Kumari and V P Potty titled *Effect of Storage Temperatures and Humidity on Proximate Composition, Peroxide Value and Iodine Value of Raw Cashew Nuts* was published in Cashew Bulletin, Vol. LII No.9, September, 2014, pp 3,5,7,9&11.

Lab Visit

Twenty six B.Sc. Biochemistry students along with faculty members from T.K.M. College of Arts & Science, Kollam visited our organization on 29-12-2014.

Twenty eight B.Sc. Biotechnology students accompanied by faculty members from SDV College of Arts & Applied Science, Kalarcode, Alappuzha visited our organization on 25-03-2015.

Thirty students from Fatima Mata National College, Kollam visited our organization on 27-03-2015.

Sd/-
K. Sasi Varma
Executive Director Secretary

Sd/-
T.K. Shahal Hassan Musaliar
Chairman

Kollam : 691 001
Date : 25th September 2015

A C C O U N T S

THE CASHEW EXPORT PROMOTION COUNCIL OF INDIA
KOLLAM – 691 001
(A Company Limited by Guarantee)

REPORT OF THE COMMITTEE OF ADMINISTRATION ON
THE BALANCE SHEET AND INCOME & EXPENDITURE ACCOUNT
FOR THE YEAR 31ST MARCH 2015

The Members of the Committee of Administration have pleasure to present the audited Balance Sheet and Income & Expenditure Account of the Council for the year ended 31st March 2015. As required by the Ministry of Commerce in their letter No. 6(5) MDA/86 dated 19-5-1956, Receipts and Payments Accounts for the year have also been attached.

The Council is an organization working on “No-Profit-No-Loss” basis. The trade contribution received each year is regularly treated as an advance which is utilized to meet the working expenses of the year to the extent required and the balance is carried over to the following year. The trade contribution to the extent of Rs. 17,29,207.40 pertaining to prior year is utilized to meet the expenditure during the current year.

Sd/-
K. SASI VARMA
Executive Director
& Secretary

Sd/-
T.K. SHAHAL HASSAN MUSALIAR
Chairman

Sd/-
R.K. BHOODES
Member
Committee of Administration

Kollam : 691 001
Date : 25th September 2015

**K. VENKATACHALAM AIYER & Co.,
Chartered Accountants**

**OFFICES : BANGALORE, KOCHI, KOTTAYAM
PALAKKAD, THIRUVANANTHAPURAM
& NEW DELHI**

Phone : 0474 2744515

Fax : 0474 2751572

E-mail: kvaayerkollam@yahoo.com

MAIN ROAD, KOLLAM - 691001

Date : 25-09-2015

Partner-in-charge : T.V. Hariharan, MSc, F.C.A, D.M.A(ICA)

**REPORT OF THE INDEPENDENT AUDITORS TO THE MEMBERS OF
THE CASHEW EXPORT PROMOTION COUNCIL OF INDIA, KOLLAM - 691001**

Report on the Financial Statements

We have audited the accompanying financial statements of **THE CASHEW EXPORT PROMOTION COUNCIL OF INDIA**, KOLLAM-691001, which comprise the Balance Sheet, as at 31 March 2015 and the Statement of Income and Expenditure for the year ended and a summary of significant accounting policies and other explanatory information.

Responsibility of the Council's Management for the Financial Statements

Council's Management is responsible for the preparation of these financial statements that give a true and fair view of the financial position and financial performance of the Council in accordance with the accounting principles generally accepted in India, including the Accounting Standards specified under Section 133 of the Companies Act 2013, read with Rule 7 of the Companies (Accounts) Rules, 2014. This responsibility includes the design, implementation and maintenance of internal control relevant to the preparation of the financial statements that give a true and fair view and that are free from material misstatement, whether due to fraud or error.

Auditor's Responsibility

Our responsibility is to express an opinion on these financial statements based on our audit. We conducted our audit in accordance with the Standards of Auditing issued by the Institute of Chartered Accountants of India. Those standards require that we comply with ethical requirements and plan and perform the audit to obtain reasonable assurance about whether the financial statements are free from material misstatement.

An audit involves performing procedures to obtain audit evidence about the amounts and disclosures in the financial statements. The procedures selected depend on the auditor's judgment, including the assessment of risks of material misstatement of the financial statement, whether due to error or fraud. In making those risk assessments, the auditor considers the internal control relevant to the Council's preparation and fair presentation of financial statements in order to design audit procedure that are appropriate in the circumstances, but not for the purpose of expressing an opinion on the effectiveness of the entity's internal control. An audit also includes evaluating the appropriateness of accounting policies used and the reasonableness of the accounting estimates made by the Council's Management, as well as evaluating the overall presentation of the financial statements. We believe that the audit evidence we have obtained is sufficient and appropriate to provide a basis for our audit opinion.

Opinion

In our opinion and to the best of our information and according to the explanations given to us, the aforesaid financial statements, give the information required by the Act in the manner so required and give a true and fair view in conformity with the accounting principles generally accepted in India;

- a) in case of the Balance Sheet, of the state of affairs of the Company as at March 31 2015;
- b) in case of the Statement of Income and Expenditure, of the nil profit /loss for the year ended on that date.

Continued...

Report on Other Legal and Regulatory Requirements

1. As this is a Company registered under Section 8 of the Companies Act 2013, the provisions of the Companies (Auditor's Report) Order, 2015 issued by the Central Government of India in terms of Section 143(11) of Companies Act, 2013 are not applicable to the Council.
2. As required by Section 143(3) of the Companies Act 2013, we report that
 - a. We have sought and obtained all the information and explanations which to the best of our knowledge and belief were necessary for the purposes of our audit.
 - b. In our opinion, proper books of account as required by law have been kept by the Council so far as appears from our examination of those books.
 - c. The Balance Sheet and Statement of Income and Expenditure dealt with by this report are in agreement with the books of account.
 - d. In our opinion, the aforesaid financial statements comply with the Accounting Standards specified under Section 133 of the Act, read with Rule 7 of the Companies (Accounts) Rules, 2014.
 - e. The provisions of Section 164(2) of the Companies Act, 2013 are not applicable to the Council.

For **K. Venkatachalam Aiyer & Co**
Chartered Accountants
F.No. 004610S

Sd/-
CA. T.V Hariharan
Partner
Membership No: 020092

THE CASHEW EXPORT PROMOTION COUNCIL OF INDIA

(A Company Limited by Guarantee)

Cashew Bhavan, Mundakkal, Kollam-691 001

BALANCE SHEET AS AT 31ST MARCH 2015

Particulars	Note No.	As on 31-3-2015 Amount (Rs.)	As on 31-3-2014 Amount (Rs.)
EQUITY AND LIABILITIES			
Share holder's Funds			
Share capital	1	NIL	NIL
(Company limited by guarantee)			
Reserves and surplus	2	39,65,562.66	39,65,562.66
Deferred Government Grants	3	764,55,627.92	850,97,844.07
Current Liabilities			
Short term Borrowings	4	-	2,06,104.00
Other Current Liabilities	5	380,58,622.78	391,35,002.18
TOTAL		11,84,79,813.36	12,84,04,512.91
ASSETS			
Non Current Assets			
Fixed Assets:	6		
i) Tangible Assets		852,32,599.60	938,68,360.03
ii) Intangible Assets		5,62,182.89	6,62,682.31
iii) Capital Work in Progress		4,81,119.00	4,81,119.00
Long term Loans and advances	7	3,02,161.00	2,84,001.00
Current Assets			
Inventories	8	2,51,461.00	1,19,126.00
Trade receivables	9	651.00	897.00
Cash and Bank Balance	10	186,22,245.87	191,08,475.57
Short Term Loans and Advances	11	15,86,285.00	21,53,932.00
Other Current Assets	12	114,41,108.00	117,25,920.00
TOTAL		11,84,79,813.36	12,84,04,512.91

Notes to Accounts, Significant Accounting Policies &
Other explanatory statements forms part of accounts

This is the Balance Sheet referred to
in our report of even date

For K. Venkatachalam Aiyer & Co.
Chartered Accountants
F.No. 0046105

On behalf of the Committee of Administration

S/d-
CA.T.V. HARIHARAN
Partner
(M.No. 20092)

Sd/-
T.K. SHAHAL HASSAN MUSALIAR
Chairman

Sd/-
K.SASI VARMA
Executive Director &
Secretary

Sd/-
R.K.BHOODES
Member

Kollam : 691001
Date : 25th September 2015

Kollam : 691001
Date : 25th September 2015

THE CASHEW EXPORT PROMOTION COUNCIL OF INDIA
Cashew Bhavan, Mundakkal, Kollam - 691001
(A Company Limited by Guarantee)

Income and Expenditure Statement for the Year ended 31st March 2015

Particulars	Note No.	For the year ended 31-03-2015 Amount (Rs.)	For the year ended 31-03-2014 Amount (Rs.)
INCOME:			
Revenue from Operation	13	830,71,991.55	745,22,777.07
Other Income	14	19,31,304.00	19,15,595.74
Total Income		8,50,03,295.55	7,64,38,372.81
EXPENDITURE:			
Operating Expenses	15	78,34,381.00	90,18,351.25
Employee Benefits	16	174,40,484.00	136,47,035.00
Finance Cost	17	9,550.71	28,290.42
Depreciation	18	91,87,413.17	104,79,105.34
Other Expense	19	505,31,466.67	432,65,590.80
Total		8,50,03,295.55	7,64,38,372.81

Notes to Accounts, Significant Accounting Policies and Other explanatory statements form part of accounts

This is the Income and Expenditure referred to in our report of even date

For K. Venkatachalam Aiyer & CO
Chartered Accountants
F.No. 0046105

On behalf of the Committee of Administration

S/d-
CA.T.V. HARIHARAN
Partner
(M.No. 20092)

Sd/-
T.K. SHAHAL HASSAN MUSALIAR
Chairman

Sd/-
K.SASI VARMA
Executive Director &
Secretary

Sd/-
R.K.BHOODES
Member

Kollam : 691001
Date : 25th September 2015

Kollam : 691001
Date : 25th September 2015

THE CASHEW EXPORT PROMOTION COUNCIL OF INDIA

Cashew Bhavan, Mundakkal, Kollam 691001

(A Company Limited by Guarantee)

Notes No	Particulars	31-3-2015 ₹	31-3-2014 ₹
1	SHARE CAPITAL (A Company Limited by Guarantee)	NIL	NIL

1.1 The Cashew Export Promotion Council of India is a Company incorporated under the provisions of the Section 8 of the Companies Act ,2013. The Council is a Company Limited by Gurantee.

Notes No	Particulars	31-3-2015	31-3-2014
2	RESERVES AND SURPLUS		
	Capital Fund (As per last balance sheet)	5,11,802.00	5,11,802.00
	Reserve Development Fund As per last Balance Sheet	34,53,760.66	34,53,760.66
		39,65,562.66	39,65,562.66
3	Particulars	31-3-2015	31-3-2014
	DEFERRED GOVERNMENT GRANTS		
	Grant received from Government of India		
	Information data base, Training Centre,		
	CPEC Lab under Plan Fund		
	As per last Balance Sheet	8,43,886.68	9,67,964.49
	Less: Amount transferred to I & E during the year	1,05,899.67	1,24,077.81
	TOTAL	7,37,987.01	8,43,886.68
	CIB Funds for upgradation of CEPC Lab,Kollam		
	As per last Balance Sheet	13,90,828.71	16,25,775.84
	Less: Amount transferred to I & E during the year	2,01,340.55	2,34,947.13
	TOTAL	11,89,488.16	13,90,828.71
	Grant from KINFRA for the Upgradation of CEPC Lab,Kollam		
	As per last Balance Sheet	20,02,833.84	23,29,616.55
	Less: Amount transferred to I & E during the year	2,74,310.76	3,26,782.71
	TOTAL	17,28,523.08	20,02,833.84
	ASIDE Scheme for Cashew Bhavan		
	As per last Balance Sheet	4,16,00,484.83	4,42,99,417.48
	Less: Amount transferred to I & E during the year	25,36,258.61	26,98,932.65
	TOTAL	39,064,226.22	41,600,484.83
	ASIDE Fund for Upgradation of Laboratory	39,259,810.01	4,57,04,426.63
	Less: Amount transferred to I & E during the year	55,24,406.56	64,44,616.62
	TOTAL	3,37,35,403.45	3,92,59,810.01
	GRAND TOTAL	7,64,55,627.92	8,50,97,844.07

- 3.1 Grant-in-aid received from Government of India for CEPC Laboratory Equipments, Information Data Base/ Internet Access and Upgradation of CEPC Laboratory, Construction of Cashew Bhavan Building Upgradation of CEPC Laboratory (ASIDE) being specific grant for acquisition of fixed assets, are adjusted to the extent of Rs.86,48,638.25 being depreciation on those assets charged in the Income & Expenditure Account under the Account head "Income from Government grant" as per Accounting Standard 12 issued by ICAI.

Notes No	Particulars	31-3-2015	31-3-2014
4	SHORT TERM BORROWINGS		
	Secured		2,06,104.00
	SBI - Overdraft (For LAB) (Working capital sanctioned by State Bank of India as overdraft against the fixed deposit)		2,06,104.00

Notes No	Particulars	31-3-2015	31-3-2014
5	OTHER CURRENT LIABILITIES		
	Trade contribution received in advance	3,13,50,770.78	3,30,79,978.18
	MDA Grant for Exporters - Refundable (HO)	10,74,211.00	1,85,477.00
	MDA Grant for Code activities- Refundable (HO)	3,23,282.00	3,80,140.00
	Advances for consultancy services	6,36,594.00	6,29,014.00
	Income Received in Advance	27,22,028.00	23,55,220.00
	Statutory Payables	2,98,678.00	7,96,466.00
	Accrued Expenses	9,51,722.00	9,38,256.00
	Other Payables	7,01,337.00	7,70,451.00
		3,80,58,622.78	3,91,35,002.18

- 5.1 As outlined in Significant Accounting Policies, the Trade Contribution is treated as an advance. However, Trade Contribution to the extent of Rs.17,29,207.40 pertaining to prior year is utilised to meet the expenditure of the organisation during current year.
- 5.2. Council received MDA Grant for reimbursement to Exporters Rs. 63,64,500/- . The council has utilised Rs.52,90,289/- during the year and balance Rs.10,74,211/- has been shown as MDA Grant for Exporters Refundable under the "Other Current Liabilities".
- 5.3 Council received MDA Grant in Aid (Code Activities) Rs. 34,54,000/- during the year. The Council has utilised Rs.31,30,718/- during the year and balance Rs.3,23,282/- has been shown as MDA Grant for Code Activities - Refundable under the "Other Current Liabilities"
- 5.4 Council received plan Fund for Rs. 4,00,00,000/- and it has been fully utilised during the current year.

Notes No	Particulars	31-3-2015	31-3-2014
6	FIXED ASSETS		
6.1	Tangible Fixed Assets		
	(As per separate sheet Attached)		
	General [Part I(a)]	9,69,700.37	11,43,364.22
	CEPC Laboratory & Technical Division (Part II A)	5,53,170.60	6,43,754.91
	CEPC Laboratory & Technical Division (Part II B)	12,16,199.92	14,17,540.47
	CEPC Laboratory & Technical Division (Part II C)	16,82,354.08	20,02,833.84
	Training Centre (Part III)	71,877.63	83,858.67
	Information Database (Part IV)	13,736.07	17,070.39
	Other Assets Lab [(Part V(a)]	23,64,977.72	27,19,355.26
	Cashew Bhavan Building (Part VI)	4,56,14,127.21	4,76,57,462.82
	CEPC Aside scheme [(Part VII (a)]	3,27,46,456.00	38,183,119.45
	Total -Tangible Assets (a)	8,52,32,599.60	9,38,68,360.03
6.2	Intangible Fixed Assets		
	General [Part I(b)]	17,254.56	28,757.61
	Other Assets Lab [(Part V(b)]	1,879.88	3,133.14
	CEPC Aside scheme [Part VII (b)]	5,43,048.45	6,30,791.56
	Total Intangible Assets (b)	5,62,182.89	6,62,682.31
	TOTAL (a+b)	8,57,94,782.49	9,45,31,042.34
6.3	Capital Work in Progress	4,81,119.00	4,81,119.00

Notes No	Particulars	31-3-2015	31-3-2014
7	LONG TERM LOANS AND ADVANCES		
	SECURITY DEPOSIT		
	Electricity Deposit - H.O	18,083.00	18,083.00
	Electricity Deposit - Lab	2,38,328.00	2,19,168.00
	Security Deposit for Postage	650.00	650.00
	Telephone Deposit - HO	2,000.00	2,000.00
	Telephone Deposit - Int'l Roaming	7,000.00	7,000.00
	Telephone Deposit - ISD	3,500.00	3,500.00
	Telephone Deposit - LAB	27,600.00	27,600.00
	Security Deposit - BSNL	5,000.00	5,500.00
	Security Deposit - Idea Phone	-	500.00
		302,161.00	284,001.00

Notes No	Particulars	31.03.2015	31.03.2014
8	INVENTORIES		
	Stock In Hand		
	Chemicals / Consumables	2,46,736.00	118,226.00
	Controlled Items	4,725.00	900.00
		2,51,461.00	119,126.00

8.1 Stock of chemicals and controlled items have been valued at lower of cost or market price

Notes No	Particulars	31.03.2015	31.03.2014
9	TRADE RECEIVABLES.		
	Unsecured and Considered Good		
	Debts outstanding for a period more than six months	-	-
	Less than six months	651.00	897.00
		651.00	897.00

Notes No	Particulars	31.03.2015	31.03.2014
10	CASH AND BANK BALANCES		
	Cash balance		
	Cash in hand-H.O		11,982.00
	Cash in hand-LAB(SBI)	22,533.00	4,445.00
	Cash in hand - LAB	2,000.00	-
	Stamp in hand	1,543.50	274.50
	Petty Cash - HO	5,733.28	1,475.28
	Petty Cash - LAB	318.62	1,417.62
	Petty Cash - Cochin	-	3,790.00
	(A)	32,128.40	23,384.40
	Bank balance		
	i) Bank Balance in current account		
	Axis Bank -HO	13,86,585.68	27,819.39
	Bank of Baroda-007576463	11,302.20	965.20
	Canara Bank,EKM-0806201001689	4,80,722.10	1,46,788.10
	Indian Bank,Building Account-702144763	3,83,680.00	3,83,680.00
	Indian Bank,EKM-409504834	29,83,443.36	3,46,181.36
	Indian Bank,Kollam-446765269	27,39,825.13	20,05,123.12
	State Bank of India Lab	9,62,238.00	9,13,878.00
	State Bank of India,EKM-1062673228-1	9,21,428.00	4,15,710.00
	(B)	98,69,224.47	42,40,145.17

	ii) Fixed Deposits with Bank		
	Head Office		
	Indian Bank General		
	FD-6018049874-IB EKM	-	16,48,657.00
	FD-6128123130-IB EKM	-	31,87,092.00
	FD-6128123221-IB EKM	33,80,078.00	31,87,092.00
	Punjab National Bank-000429	-	18,64,442.00
	PSB - General	31,09,063.00	28,83,396.00
	CEPC Lab		
	FD-Bank of Baroda	16,90,305.00	15,74,267.00
	FD-State Bank of India	5,41,447.00	5,00,000.00
	(Held as Primary security for Overdraft of Rs. 2 Lakhs taken by CEPCI Lab for Working Capital)		
	(C)	87,20,893.00	1,48,44,946.00
	TOTAL (A+B+C)	1,86,22,245.87	1,91,08,475.57

Notes No	Particulars	31.03.2015	31.03.2014
11	SHORT TERM LOANS AND ADVANCES		
	Tax Deducted at Source 2005-06 HO	-	41,955.00
	Tax Deducted at Source 2010-11 HO	36,824.00	36,824.00
	Tax Deducted at Source 2011-12 HO	-	3,52,335.00
	Tax Deducted at Source 2012-13 HO	-	2,41,837.00
	Tax Deducted at Source 2013-14 HO	1,72,437.00	1,72,437.00
	TDS- Others 2014-15	54,598.00	-
	TDS on FD Interest 2014-15	1,18,582.00	-
	Tax Deducted at Source CEPC Lab 2005-06	-	27,843.00
	Tax Deducted at Source CEPC Lab 2008-09	-	21,366.00
	Tax Deducted at Source CEPC Lab 2010-11	15,376.00	15,376.00
	Tax Deducted at Source CEPC Lab 2011-12	-	3,26,431.00
	Tax Deducted at Source CEPC Lab 2012-13	-	3,38,986.00
	Tax Deducted at Source CEPC Lab 2013-14	5,42,667.00	5,42,667.00
	Tax Deducted at Source CEPC Lab 2014-15	6,15,641.00	-
	Loans and advances to employees		
	Unsecured, considered good		
	Cycle Advance - HO	3,285.00	-
	Cycle Advance - LAB	4,375.00	10,375.00
	Festival Advance - HO	3,375.00	6,000.00
	Festival Advance - LAB	19,125.00	19,500.00
	TOTAL	15,86,285.00	21,53,932.00

Notes No	Particulars	31-3-2015	31-3-2014
12	OTHER CURRENT ASSETS		
	MAI Grant Receivable 2013-14	49,50,000.00	90,00,000.00
	MAI Grant Receivable 2014-15	38,12,576.00	-
	Other Receivables	5,73,370.00	9,10,503.00
	Prepaid expenses - H.O	18,44,740.00	16,36,420.00
	Prepaid expenses - Lab	1,89,837.00	1,33,528.00
	FD- Interest receivable -HO	25,138.00	11,634.00
	FD- Interest receivable -LAB	45,447.00	33,835.00
	TOTAL	114,41,108.00	117,25,920.00

12.1.MAI Grant receivable during the year, Rs. 3812576/- is shown as MAI Grant receivable 2014-2015 under the head "Other Current Assets"

Notes No	Particulars	31.03.2015	31.03.2014
13	INCOME FROM OPERATIONS		
	Trade contribution	71,36,341.00	13,46,825.30
	Trade contribution of prior years transferred	17,29,207.40	-
	Built Up Stall Expenses - Reimbursement	2,84,489.00	27,58,993.00
	Associate Membership subscription for the year	2,57,500.00	2,20,000.00
	Membership subscription for the year	18,25,760.00	18,40,817.00
	Entrance fee	3,52,650.00	5,60,000.00
	Advertisement	16,91,447.00	16,31,181.00
	Subscription to Council's publications	45,600.00	35,010.00
	Sale of publications	1,23,160.00	85,360.00
	Processing fee for Grant in Aid	7,90,569.00	3,92,296.00
	MAI Grant for 2013-14	-	1,50,00,000.00
	Fee for Certificate of Origin	11,200.00	17,500.00
	Delegate Fee for INC Congress	6,05,192.00	3,81,810.00
	Sponsorship for Nutritional Study	-	1,78,000.00
	Kaju India 2013 - Sponsorship	-	4,45,108.00
	Kaju India 2013 - Delegate Fee	-	33,88,489.85
	Kaju India 2013 - Stall Rent	-	11,87,908.00
	Plan Fund - Income	4,00,00,000.00	20,700,000.00
	MDA Grant for code activities	31,30,718.00	33,49,860.00
	MAI Grant for 2014-15	38,12,576.00	-
	Income from Government grant	86,42,216.15	98,29,356.92
	Reimbursement of AFI Members Expenses	10,051.00	-
	Reimbursement of INC Members Expenses	11,067.00	-
	Income from CEPC Laboratory		
	Testing fees	1,04,75,283.00	95,67,111.00
	Certificate of Origin	5,175.00	3,666.00
	Certificate of Origin-APTA	9,450.00	6,650.00
	Project fees	10,54,854.00	80,05,88.00

	Sale of Publications/ Promotional Materials	500.00	25,150.00
	Training fees	1,066,986.00	771,097.00
	TOTAL	83,071,991.55	74,522,777.07

13.1 MAI Grant receivable during the year in respect of booked expenditure is Rs. 3812576/-

Notes No	Particulars	31.03.2015	31.03.2014
14	OTHER INCOME		
	Interest on deposits	12,37,309.00	15,21,831.00
	Interest on loan	6,156.00	6,156.00
	Miscellaneous Reciept	68,477.00	3,928.74
	Election Deposit	1,500.00	2,000.00
	Interest on Income tax	1,43,931.00	-
	CEPC Laboratory		
	Interest received	2,03,060.00	1,90,396.00
	Miscellaneous Receipt	3,135.00	1,63,650.00
	Cancellation Charge	600.00	700.00
	Interest on Electricity CD	16,823.00	15,834.00
	Electricity Service Connection Charge Interest	16,908.00	-
	Workshop on Biostatistics Income	65,025.00	-
	Workshop on HACCP Level 3 Income	1,10,000.00	-
	Workshop / Seminar Income	58,380.00	-
	Notice Pay	-	11,100.00
	TOTAL	19,31,304.00	19,15,595.74

Notes No	Particulars	31.03.2015	31.03.2014
15	OPERATING EXPENSES		
	HEAD OFFICE		
	MDA GRANT FOR CODE ACTIVITIES		
	Exhibitions Abroad		
	Anuga 2013		8,72,026.00
	Foodex Japan 2014		7,59,478.50
	International Food & Drink Event, London	6,49,236.00	-
	Food Week Korea	7,29,310.00	5,77,899.75
	Gulfood	11,96,412.00	31,25,048.00
	Jeddah International Fair 2013		6,33,786.00
	SIAL Fair 2014	11,61,460.00	-
	Buyer Seller Meet at Barcelona/INC Convention	-	2,87,048.00
	Publication/Publicity Expenses	8,18,369.00	8,13,715.00
	Disallowed MDA Grant for 2013-14	8,229.00	-
	AFI Convention USA	10,29,437.00	-
	Sponsorship - KCMA	3,00,000.00	-

	Awareness Seminars/Workshops in India/Abroad		
	Seminars/Workshop	1,84,199.00	4,97,785.00
	UN / ECE Meeting	-	1,65,338.00
	LAB EXPENSES		
	Chemicals Consumed	15,26,285.00	11,14,886.00
	Controlled Items Consumed	12,475.00	24,750.00
	Purchase of Gas Cylinders/Accessories	1,63,424.00	63,441.00
	Purchase of Laboratory Accessories	20,806.00	13,770.00
	Calibration Charges	34,739.00	69,380.00
	TOTAL	78,34,381.00	90,18,351.25

Notes No	Particulars	31.03.2015	31.03.2014
16	EMPLOYEE BENEFITS EXPENSE		
	HEAD OFFICE		
	Basic pay	24,12,676.00	23,46,283.00
	Dearness allowance	25,89,740.00	20,90,064.00
	House Rent Allowance	2,40,488.00	2,93,467.00
	Transfer Allowance	15,000.00	1,45,889.00
	Transport Allowance	2,17,728.00	1,97,232.00
	Council Contribution to PF	3,86,419.00	3,54,284.00
	ESI-Council's Contribution	8,126.00	-
	EPF Administration Charges	48,941.00	48,770.00
	Ex-Gratia/Bonus	15,592.00	6,365.00
	Medical reimbursement	9,000.00	9,000.00
	Leave Travel Concession	83,096.00	1,28,714.00
	Encashment of earned leave	12,734.00	5,484.00
	Salary to additional staff	9,02,510.00	8,02,219.00
	Other allowance	7,367.00	4,605.00
	Welfare and amenities to staff	44,975.00	-
	Group gratuity life insurance premium	21,00,000.00	1,90,265.00
	Special Allowance	9,61,560.00	6,91,797.00
	Children Education Allowance	91,929.00	52,763.00
	TOTAL (A)	10,147,881.00	7,367,201.00
	CEPC LAB		
	Basic pay	1,741,220.00	1,727,784.00
	Dearness allowances	1,870,462.00	1,504,878.00
	House Rent Allowance	173,198.00	167,538.00
	Transport Allowance	204,876.00	185,808.00
	Council Contribution to PF	421,496.00	351,922.00
	EPF Administration Charges	56,127.00	47,222.00
	ESI - Interest	386.00	-
	ESI Contribution	43,868.00	-
	ESI Council's Contribution	69,218.00	57,234.00
	ESI- Other Staff - Council's Contribution	-	1,330.00
	Ex-Gratia payment	39,374.00	31,282.00
	Medical reimbursement	14,274.00	18,000.00

	Salary of Other staff	686,156.00	803,710.00
	LTC	-	4,168.00
	Encashment of earned leave	47,500.00	-
	Welfare and Amenities to Staff	15,000.00	-
	Consolidated Salary to Scientific Staff	1,711,750.00	1,194,855.00
	Children's Education Allowance	194,254.00	175,772.00
	Liveries to Lab. Staff	3,444.00	8,331.00
	TOTAL (B)	7,292,603.00	6,279,834.00
	GRAND TOTAL (A+B)	17,440,484.00	13,647,035.00

16.1 Expected liability on annual paid leave on retirement to be paid in Financial Year 2016-17 is estimated around Rs.12.50 Lakh which is duly safeguarded in accounts.

Notes No	Particulars	31.03.2015	31.03.2014
17	FINANCE COSTS		
	Bank Charges - HO	4,718.71	18,818.42
	Bank Charges - Lab	4,832.00	9,472.00
	TOTAL	9,550.71	28,290.42
Notes No	Particulars	31.03.2015	31.03.2014
18	DEPRECIATION		
	Depreciation - H.O		
	General (Part I)	1,90,547.93	2,26,251.04
	CEPC Laboratory & Technical Division (Part II A)	90,584.31	1,05,521.84
	CEPC Laboratory & Technical Division (Part II B)	2,01,340.55	2,34,947.13
	CEPC Laboratory & Technical Division (Part II C)	2,74,310.76	3,26,782.71
	Training centre (Part III)	11,981.04	14,012.14
	Information Database (Part IV)	3,334.32	4,543.83
	Cashew Bhavan Building (Part VI)	25,36,258.61	26,98,932.65
	CEPC Aside scheme (Part VII)	55,24,406.56	64,44,616.62
	Depreciation - Lab		
	Other Assets Lab(Part V)	3,54,649.09	4,23,497.38
	TOTAL	91,87,413.17	1,04,79,105.34
Notes No	Particulars	31.03.2015	31.03.2014
19	OTHER EXPENSES		
	Repairs & Maintenance	72,283.00	1,39,594.00
	OTHER OFFICE EXPENSES		
	Property tax	-	3,20,544.00
	Retention Fee	20,000.00	-
	Audit fee	28,500.00	28,090.00
	Premises charges	1,26,613.00	6,18,463.00
	Committee meeting expenses	54,644.00	13,716.50
	Petrol/fuel charges	34,030.00	59,965.00

Generator Expenses	34,434.00	10,648.00
Local conveyance	7,246.00	4,696.00
Miscellaneous expenses	44,038.00	62,443.80
Electricity charges	17,138.00	43,215.00
Telephone charges	1,17,578.99	1,82,185.00
Wages to security guards	1,75,284.00	1,75,884.00
Insurance	17,665.00	16,349.00
Postage	1,03,081.00	1,44,476.00
TDS Irrecoverable 2005-06 LAB w/off	27,843.00	-
TDS Irrecoverable 2005-06 HO w/off	41,955.00	-
TDS Irrecoverable 2008-09 LAB w/off	21,366.00	-
Interest on late payment	38,778.00	39,027.00
Printing & Stationary	52,706.00	1,42,378.00
Travelling Officers and Staff	2,40,699.00	88,838.00
Travelling - Committee Members	3,34,790.00	5,96,533.00
Hospitality Expenses	23,889.00	22,337.00
Expenses of Liaison Officer	1,62,000.00	1,55,581.00
Professional Charge	1,03,287.00	10,000.00
Impairment Loss	36,169.00	-
Small Assets written off	3,618.97	-
Bad Debts Written off	31,378.00	-
ASIDE Lab consumables	-	68,520.00
Computer Expenses	-	2,19,223.00
Information Database	24,236.00	-
Shifting of Office	-	1,56,928.00
Exchange Difference - Loss	-	534.00
DEVELOPMENT EXPENDITURE		
Advertisement in India	-	5,000.00
Membership in other organisation	6,894.00	7,023.00
Subscription to periodicals	1,874.00	5,512.50
MDA Grant in Aid expenses	-	80,886.00
Supply of samples	27,347.00	7,473.00
Plan Fund Inspection Expenses	1,46,405.00	1,17,904.00
Website Updation	66,508.00	82,557.00
Plan Fund - Expenditure	4,00,00,000.00	2,07,00,000.00
MAI Expenses		
Kaju India 2013		
Kaju India - Other Organising Expenses	-	4,34,272.00
Kaju India - Travel & Accommodation of Invitees	-	9,77,619.00
Kaju India - Venue Cost	-	39,73,905.00
Marketing related Advertising, Publicity/Promotion :-		
Advertising/Publicity/Promotion	7,61,252.00	3,77,720.00
BSM at Gulfood	-	9,56,257.00
Sponsorship for Cashew Satellite Meeting	15,63,125.00	12,09,930.00
Global Cashew Council Programme	16,97,435.00	21,21,493.00
Nutrition Study	2,14,384.00	49,03,120.00

LAB EXPENSES			
Electricity Charges	14,37,107.00	19,79,405.00	
Hospitality / Meeting Expense	9,019.00	6,820.00	
Electrical Inspectorate Charge	13,395.00	14,395.00	
Local Conveyance	13,292.00	6,730.00	
Maintenance Expense	1,02,650.00	29,207.00	
NABL Expense	2,79,273.00	47,752.00	
Office /lab. Expenses	1,92,168.00	3,21,472.00	
Photocopier Accessories	12,917.00	14,190.00	
Postage / Telegram	26,593.00	17,915.00	
Printing / Stationeries	58,324.00	70,411.00	
Proficiency Testing Participation Expense	46,429.00	46,609.00	
Subscription Charge	2,066.00	76,470.00	
Telephone / Fax Charges	23,458.00	37,221.00	
Training Program Staff	11,236.00	2,072.00	
Transportation Charges-Expense	43,735.00	20,670.00	
Interest on Service Tax	1,037.00	-	
Travelling Expenses	23,026.00	3,088.00	
Incentive Charge	3,45,222.00	3,58,389.00	
Annual Maintenance Contract	3,77,331.00	2,44,040.00	
BIS Expense	6,742.00	1,83,697.00	
Building /Premises Expense	3,86,588.00	3,99,584.00	
Building Tax	2,73,996.00	-	
Computer / Printer Accessories	5,550.00	14,795.00	
Insurance	-	7,477.00	
University recognition expense	25,000.00	-	
Advertisement Charge	-	1,950.00	
Generator Running Expense	2,397.00	10,415.00	
Miscellaneous Expense	37,922.00	745.00	
DSIR Recognition Expense	-	2,000.00	
Office Car Maintenance	-	9,600.00	
Water charges	15,824.00	14,387.00	
FSMS Work Shop Expenses	-	6,000.00	
House Keeping Service	42,900.00	-	
OD Interest	17,715.00	-	
Workshop on Biostatistics Expenses	66,415.00	-	
Workshop on HACCP Level 3 Expenses	85,899.00	-	
Workshop on Implementation of FSMS Expenses	3,000.00	-	
Workshop/ Seminar Income	1,900.00	-	
Website	2,810.00	-	
Publication / Publicity for Use Abroad	31,850.00	-	
Excess interest Accrued Written off	-	17,425.00	
Asianet Satellite Pvt Ltd	25,225.00	-	
Internet Charges	-	19,820.00	
Small Assets written off	981.71	-	
TOTAL	5,05,31,466.67	4,32,65,590.80	

THE CASHEW EXPORT PROMOTION COUNCIL OF INDIA
Cashew Bhavan, Mundakkal, Kollam 691001
(A Company Limited by Guarantee)

SUB-SCHEDULE- Income received in Advance

Particulars	31-3-2015	31-3-2014
Trade Contribution for 2015-16	7,500.00	7,500.00
Membership Subscription for 2015-16	1,380,000.00	1,495,000.00
Associate Membership Fee for 2015-16	1,32,500.00	1,50,000.00
Delegate Fee for BSM at USA	1,47,528.00	97,528.00
INC Registration fees	9,34,500.00	6,05,192.00
AFI Convention, Italy	1,20,000.00	-
	27,22,028.00	23,55,220.00

SUB SCHEDULES - Statutory Payables

Particulars	31.03.2015	31.03.2014
Head Office		
Tax Deducted at Source -H.O	869.00	4,69,996.00
EPF Payable	1,87,811.00	1,60,903.00
ESI Payable	1,236.00	-
Staff Income Tax	-	38,300.00
Service Tax Payables*	13,306.00	57,991.00
CEPC Lab		
EPF Payable - LAB	87,486.00	67,539.00
ESI Payable	1,869.00	1,737.00
Service Tax Payable	6,101.00	-
	2,98,678.00	7,96,466.00

SUB SCHEDULES - Accrued Expenses

Particulars	31.03.2015	31.03.2014
Head Office		
Audit Fee Payable	28,500.00	28,090.00
Salary Payable H.O	4,31,738.00	3,49,564.00
Wages to Security Guards Payable	14,315.00	14,315.00
Exp. of Liason Officer Payable	13,500.00	12,000.00
Telephone Charges Payable	12,231.00	12,915.00
CEPC Lab		
Salary Payable LAB	4,39,296.00	3,53,670.00
Telephone Charges Payable	-	4,030.00
Electricity Charges Payable	-	1,63,672.00
Workshop /Seminar Expenses Payable	-	-
Wages of Cleaning Staff Payable	12,142.00	-
	9,51,722.00	9,38,256.00

SUB SCHEDULES - Others

Particulars	31.03.2015	31.03.2014
Head Office		
A M Cashew	8,427.00	-
Angel Cashews	140.00	-
Sundry Creditors	33,411.00	-
Central Service Co-op. Credit Society	1,00,478.00	90,019.00
Retention money	300.00	300.00
Fathima Cashew Company	140.00	-
Fernandes Brothers	10,020.00	3,354.00
MMK Exports	140.00	-
Adarsh Industrial Chemicals, Uduppi	-	8,427.00
Prasanthi Cashew Company, Kollam	124.00	-
Bola Raghavendra Kamath & Sons, Karkala	11,570.00	1,24,781.00
Krishnan Food Processors, Kollam	73,419.00	1,15,949.00
Pest Control India Pvt Ltd	37,988.00	-
Rajkumar Impex (P) Ltd, Chennai	-	140.00
Sandhya Cashew Factory	-	5,510.00
South Kerala Cashew Exporters, Kollam	-	1,632.00
Sreelakshmi Cashew Company, Kollam	3,324.00	3,324.00
Creative Adtech	28,293.00	-
CEPC Lab		
Recovery Co-Op Society	2,561.00	2,258.00
EMD	3,25,000.00	3,35,000.00
Advance Testing Fees	46,002.00	15,057.00
Performance Bond	-	49,700.00
Caution Deposit for Research Training	20,000.00	15,000.00
	7,01,337.00	7,70,451.00

SUB-SCHEDULE - Advances for Consultancy Services

Particulars	31.03.2015	31.03.2014
Deposit for Packaged Drinking Water		
Contract Deposit-Arangathu Aqua Minerals	5,000.00	5,000.00
Contract Deposit- Aiswarya Beverages Co	10,000.00	-
Contract Deposit- A.B. Aqua Minerals	10,000.00	-
Contract Deposit - Erayil Products	10,000.00	10,000.00
Contract Deposit - Godavari Aqua Prod	10,000.00	10,000.00
Contract Deposit - Good Beverages	12,000.00	12,000.00
Contract Deposit- Jeeva Elixir Service Society	10,000.00	-
Contract Deposit- Malabar Foods	10,000.00	-
Contract Deposit - Marco Industries	10,000.00	10,000.00
Contract Deposit - Millenium AquaProd	10,000.00	10,000.00
Contract Deposit- Nectar Beverages	10,000.00	-
Contract Deposit- Nettos Beverages	10,000.00	-
Contract Deposit - Periyar Beverages	10,000.00	10,000.00
Contract Deposit- Purelife Food and Beverages Co	10,000.00	-

Contract Deposit- Sabari Jalam	10,000.00	-
Contract Deposit - Sri. Krishna Aqua Mineral	10,120.00	10,120.00
Contract Deposit - S&S Ind	10,000.00	10,000.00
Contract Deposit - Sukhar Industries	10,000.00	10,000.00
Contract Deposit - Tejas Mineral	10,000.00	10,000.00
Contract Deposit-Transasia Beverages	10,000.00	10,000.00
Contract Deposit - Vrindavan Industry	10,000.00	10,000.00
Deposit for Testing Fees		
Afeef Cashew Co.	1,011.00	1,011.00
Aliya Cashew Exporters	20,874.00	20,874.00
Alphonsa Cashew Industries	23,722.00	1,29,522.00
Amrutha Cashew	1,626.00	2,826.00
Anu Cashews	4,751.00	6,851.00
Anzar Cashew Co.	8,646.00	11,896.00
Ashwathy Enterprises	4,664.00	4,664.00
Associated Cashew Ind	5,997.00	7,677.00
Binod Cashew Co.	3,712.00	4,712.00
B.R.Kamath & Sons	696.00	696.00
Cape Comorin Cashews	1,954.00	1,954.00
Capex	33.00	33.00
Carmel Cashews	19,322.00	6,938.00
Choice Cashew Ind	4,649.00	4,229.00
Coods Agro Pvt. Ltd.	368.00	368.00
Ebanezer Cashew Co.	2,928.00	5,928.00
Emmanuel Cashew Industries	3,962.00	2,962.00
Fathima Cashew Co.	11,666.00	8,216.00
Fernandez Brothers	1,998.00	4,498.00
Gil Gal	6,767.00	7,832.00
Global Foods	1,550.00	900.00
Hira Cashews	18,432.00	2,032.00
Johns Cashew	999.00	999.00
Kairali Exports	927.00	3,277.00
K.Gopinathan Nair &Co.	1,939.00	1,939.00
Krishnan Food Processors	83,569.00	72,101.00
KSCDC	1,134.00	1,134.00
KSCDC (R&D) Section	8,774.00	2,874.00
Kumar Agro Prod	69.00	69.00
Lakshman & Co.	1,938.00	1,938.00
Mahavishnu Cashew Factory	353.00	8,503.00
Mallar International	1,129.00	1,129.00
Mark	11,305.00	11,305.00
Matsya Fed	179.00	179.00
Metro Nuts	36,798.00	-
M.M.K Exports	505.00	1,935.00
Narayan Ganesh Prabhu Zantye & Co	4,998.00	2,748.00
Navami Exports	350.00	-
Olam Agro India Pvt.Ltd	-	-
Panax Cashew	623.00	623.00
Parameswar Cashew Co.	1,870.00	1,870.00
Prasanthi Cashew Co.	461.00	8,761.00

Prasanthi Cashew Co. Pvt. Ltd	4,103.00	4,503.00
Quilon Export Enterprises	613.00	613.00
Quilon Foods	1,615.00	1,615.00
Quilon Foods Pvt. Ltd	11,660.00	1,359.00
Sai Exports	5,106.00	12,456.00
Saima Agro Ind	134.00	134.00
Seven Ace Natural Prod	4,630.00	4,630.00
Shyam Cashews	2,183.00	2,183.00
Souparnika Export Ent	30,095.00	19,932.00
Southern Cashew Exporters	14,026.00	9,676.00
Sree Bhadra Cashew Co	8,350.00	8,350.00
Sri Srinivas Industries	1,292.00	1,292.00
St, Gregorios Cashew Ind	273.00	46,377.00
St. Johns Cashew Co.	7,300.00	5,400.00
St. Mary's Cashew Factory	12,807.00	11,132.00
Supreme Cashew Ind	10,803.00	4,753.00
Trans Synergy Quali Systems	698.00	1,748.00
Venkiteswara Foods	359.00	359.00
Vijaya Laxmi Cashew	307.00	307.00
Vinayaka Cashews	3,499.00	3,049.00
Vizag Exports	849.00	1,099.00
Zantye Cashew Ind	1,524.00	2,924.00
TOTAL	636,594.00	629,014.00
SUB-SCHEDULE - Income from CEPC Lab		
Particulars	31.03.2015	31.03.2014
TESTING FEES		
Testing Fees Cashew	81,14,453.00	76,37,511.00
Testing Fees Other than Cashew and Water	7,59,879.00	4,74,045.00
Testing Fees -Water	13,02,226.00	11,21,280.00
Testing Fees - Gas Analysis	10,122.00	4,500.00
Testing Fees -GCMS / UV / AAS	2,88,603.00	2,86,875.00
Testing -Swab	-	12,900.00
Testing - Shelf Life Study	-	30,000.00
TOTAL	1,04,75,283.00	95,67,111.00
PROJECT WORK		
Project Work - B.Sc	1,77,020.00	135,000.00
Project Work - B.Tech	-	154,000.00
Project Work - M.Phil	-	8,325.00
Project Work - M.Sc	7,87,574.00	440,763.00
Phd Work	90,260.00	62,500.00
TOTAL	1,054,854.00	800,588.00
TRAINING FEES		
Training - Biotechnology	-	115,000.00
Training on Food Analysis -Chem	61,500.00	21,247.00
Training on Food Analysis-Micro	2,05,161.00	49,000.00
Training on Food and Water-Chem	30,663.00	34,000.00

Training on Food and Water-Micro	3,45,360.00	1,27,150.00
Training on Food -Chem & Micro	-	5,000.00
Training on Food/ Water - Chem & Micro	-	50,000.00
Training on Instrumentation / HPTLC/HACCP	1,61,461.00	2,59,200.00
Training on Water Analysis-Chem	61,000.00	86,000.00
Training on Water Analysis-Micro	1,28,841.00	24,500.00
Training on Quality Analysis	-	-
Training Program Outsiders	-	-
Training Bangalore International School - Biotech	3,000.00	-
Training Bangalore International School - Chem	70,000.00	-
TOTAL	10,66,986.00	7,71,097.00

SUB SCHEDULE - Interest Received

Particulars	31.03.2015	31.03.2014
FD Interest Received - BOB	1,45,048.00	1,44,342.00
FD Interest Received - P& S	-	8,459.00
FD Interest Received - SBI	58,012.00	37,595.00
TOTAL	2,03,060.00	1,90,396.00

SUB SCHEDULE - Advertisement

Particulars	31.03.2015	31.03.2014
Advertisement in Cashew Bulletin	7,53,146.00	7,25,606.00
Advertisement in Directory	8,02,081.00	7,51,575.00
Advertisement in Website	15,000.00	30,000.00
Advertisement Income - Others	1,21,220.00	1,24,000.00
TOTAL	16,91,447.00	16,31,181.00

SUB SCHEDULE - Other Receivables

Particulars	31.03.2015	31.03.2014
Abhay Engineers	-	1,545.00
Achal Cashews Pvt Ltd Manglore	26,034.00	-
Achal Industries Karnataka	14,309.00	-
Apex Ventures Pvt. Ltd	25,483.00	-
A.R. Cashews	-	2,135.00
Ashkar Cashew Industries Kollam	8,427.00	-
Asiatic Export Enterprises	77,541.00	77,541.00
Al Rukkiya	5,618.00	-
Best Engineering	1,545.00	1,545.00
Chandra Cashew Factory	38,090.00	-
Chothy Enterprises, Kollam	-	927.00
CEPC LAB - EPF	87,486.00	67,539.00
ECGC	-	4,571.00
Gilgal Cashew Exports	-	154.00
Hira Cashew Industries	-	154.00
India Food Exports	29,494.00	-

Pratipa Cashews, Panruti	50,157.00	-
Kailas Cashew Exports	12,135.00	-
Kalbavi Cashews	70,634.00	-
Mangalore Cashew Industries	-	927.00
N. S. Cashews	-	5,281.00
Narayan Ganesh Prabhu Zantye & Co	-	154.00
Olam Agro India Limited	-	12,361.00
Peniel Cashew Company	-	773.00
Radhika cashews	63,985.00	-
RCN Impex Pvt Ltd	16,201.00	-
Reliable Cashews Pvt. Ltd.	-	103.00
Rishab Phenolics (P) Ltd.	-	8,273.00
Veekay PVC Profiles, Karkala	6,800.00	-
Sevana Packaging Systems Pvt. Ltd.	-	1,545.00
Service tax collectable from parties	3,885.00	3,885.00
Souparnika Export Enterprises	-	1,545.00
South Kerala Cashew Exporters	5,493.00	-
Sreedevi Cashew Industries	-	1,10,300.00
St. Annes Cashew Industries	-	773.00
Visudhira Impex (P) Ltd	7,078.00	-
Vijay International	20.00	20.00
Zantye Cashew Industries	154.00	154.00
Beena Cashews, Kadampanadu	-	23,728.00
Creative Adtech	-	98,000.00
DHL Logistics Pvt. Ltd.	-	11,236.00
Kamath Agro Industries. Puttur, Karnataka	-	5,618.00
Carmel Cashews	15,162.00	-
MDRF Chennai	-	4,69,704.00
Millenium Exports & Imports	7,639.00	-
Western India Cashew Company	-	12.00
TOTAL	5,73,370.00	9,10,503.00

SUB SCHEDULE - Trade Receivables

Particulars	31.03.2015	31.03.2014
Less than six months - LAB		
Al Aziz & Co.	-	448.00
Shastha Ent (Testing Fees)	449.00	449.00
Shyam Cashews	202.00	-
Testing fees Receivable - LAB	-	-
TOTAL	651.00	897.00

SUB SCHEDULE - Other receivable

A.R. Cashews	2,135.00	-
Abhay Engineers	1,545.00	-
Chothy Enterprises, Kollam	927.00	-
ECGC	638.00	-

Gilgal Cashew Exports	154.00	-
Hira Cashew Industries	154.00	-
Mangalore Cashew Industries	928.00	-
N. S. Cashews	5,281.00	-
Narayan Ganesh Prabhu Zantye & Co	154.00	-
Olam Agro India Limited	12,361.00	-
Peniel Cashew Company	773.00	-
Rajeswari International, Kollam	1.00	-
Reliable Cashews Pvt. Ltd.	103.00	-
Rishab Phenolics (P) Ltd.	8,273.00	-
Sevana Packaging Systems Pvt. Ltd.	1,545.00	-
Souparnika Export Enterprises	1,545.00	-
Sree Durga Cashew Factory	1.00	-
St. Annes Cashew Industries	773.00	-
Western India Cashew Company	12.00	-
Payable		
Bethel Cashew Company	-	73.00
Global Foods, Kollam	-	62.00
Rajkumar Impex (P) Ltd, Chennai	-	140.00
Sandhya Cashew Factory	-	5,510.00
Southern Cashew Exporters	-	140.00
Bad Debts written off	-	31,378.00
TOTAL	37,303.00	37,303.00

EXPENDITURE IN FOREIGN CURRENCY

Particulars	31.03.2015	31.03.2014
Sponsorship for Cashew Satellite Meeting	15,63,125.00	12,09,930.00
Advertising/Publicity/Promotion	2,96,226.00	42,443.00
BSM at Gulfood	-	786,703.00
Global Cashew Council Programme	1,697,435.00	2,121,493.00
KAJU INDIA 2013	-	421,190.00
Exhibitions	1,208,106.00	1,101,890.00
BSM Barcelona	-	22,644.00
Subscription to the Public Ledger	-	54,882.00
Publication / Publicity	-	137,234.00
KAJU India - Airfare payable	-	26,010.00
Subscription to the Public Ledger	-	76,835.00
Cashew Satellite Meeting sponsorship	-	1,206,756.00
Membership Subscription in AFI	-	37,596.00
Registration fee for AFI convention	-	55,473.00
TOTAL	4,764,892.00	7,301,079.00

EARNINGS IN FOREIGN EXCHANGE

Particulars	31.03.2015	31.03.2014
Kaju India - Delegate Fees	-	30,650.00
Advertisement in Directory	25,205.00	-
TOTAL	25,205.00	30,650.00

THE CASHEW EXPORT PROMOTION COUNCIL OF INDIA

(A company Limited by Guarantee)
Cashew Bhavan, Mundakkal, Kollam 691001

FIXED ASSETS REGISTER

			Original Cost				Depreciation			Net Block		
Sl. No.	Description	%	Original Cost as on 31.3.2014	Addition during the year	Deductions during the year	Original Cost as on 31.03.2015	Depreciation up to 31.03.2014	Depreciation for the year	Deductions during the year	as on 31.3.2015	Deductions during the year	as on 31.3.2014
PART I - GENERAL - Tangible Assets (a)												
1	Land	0.00	143,350.00	-	-	143,350.00	-	9,975.78	-	143,350.00	-	143,350.00
2	Building	5.00	557,187.10	-	-	557,187.10	357,671.52	367,647.30	-	189,539.80	-	199,515.58
3	Motor car - Maruti Wagon R	25.89	385,398.00	-	-	385,398.00	373,786.58	3,006.20	-	8,605.22	-	11,611.42
4	Maruti D'zire Car	25.89	749,795.00	-	-	749,795.00	321,037.35	111,005.36	-	317,752.29	-	428,757.65
5	Modi Xerox Copier	13.91	56,939.00	-	-	56,939.00	22,367.13	4,808.95	-	29,762.92	-	34,571.87
6	Air Conditioners	13.91	52,500.00	-	-	52,500.00	24,020.68	3,961.47	-	27,982.15	-	28,479.32
7	Fax Machine	13.91	111,306.50	-	-	111,306.50	98,813.01	1,737.84	-	10,550.85	-	12,493.49
8	Uninterrupted Power Supply	13.91	91,797.00	-	-	91,797.00	83,060.82	1,215.20	-	7,520.98	-	8,736.18
9	Furniture & Fixtures	18.10	168,252.37	-	-	168,252.37	144,262.87	4,342.10	-	19,647.40	-	23,989.50
10	BPL EPABX system - PRODIGY	13.91	59,380.00	-	-	59,380.00	50,449.64	1,242.21	-	51,691.85	-	8,930.36
11	Mobile Cellular Phone	13.91	99,291.00	-	-	99,291.00	23,962.81	10,478.15	-	64,850.04	-	75,328.19
12	Electrical Fittings	20.00	133,314.34	-	-	133,314.34	125,955.38	1,471.79	-	5,887.17	-	7,358.96
13	Telex Link	13.91	23,500.00	-	23,500.00	-	22,488.31	-	1,011.69	-	1,011.69	
14	Typewriters	13.91	35,009.64	-	35,009.64	-	34,296.15	-	713.49	-	713.49	
15	Calculators	13.91	14,178.80	-	14,178.80	-	13,511.84	-	666.96	-	666.96	
16	Fire Extinguisher	13.91	5,900.00	-	5,900.00	-	5,513.18	-	386.82	-	386.82	
17	Generator-Birla Yamaha	13.91	51,638.00	-	2,945.00	51,638.00	35,346.75	2,266.11	-	14,025.14	-	16,291.25
18	Constant Voltage Stabilizer	13.91	2,945.00	-	2,945.00	-	2,819.98	-	125.02	-	125.02	
19	Vacuum Cleaner	13.91	3,950.00	-	3,950.00	-	3,830.26	-	119.74	-	119.74	
20	Franking Machine	13.91	6,965.00	-	6,965.00	-	6,891.64	-	73.36	-	73.36	
21	Cycles	20.11	2,116.10	-	2,116.10	-	2,108.15	-	7.95	-	7.95	
22	Weighing Scales	13.91	656.00	-	656.00	-	655.36	-	0.64	-	0.64	
23	Electronic Moisture Meter	13.91	179,652.00	-	-	179,652.00	162,419.94	2,396.98	-	14,835.08	-	17,232.06
24	Elai Laxmi .5 HP Monoblock Pump	13.91	1,950.00	-	1,950.00	-	1,566.27	-	383.73	-	383.73	
25	Digital Camera - Nikon 3700	13.91	35,000.00	-	-	35,000.00	22,890.85	1,684.38	-	10,424.77	-	12,109.15
26	Computer RCMC	40.00	9,450.00	-	9,450.00	-	9,379.19	-	70.81	-	70.81	
27	Laptop	40.00	70,750.00	-	-	70,750.00	69,594.24	462.30	-	693.46	-	70.81
28	Inkjet Printer	40.00	5,120.00	-	5,120.00	-	5,061.24	-	58.76	-	58.76	
29	Computer Printer	40.00	52,735.00	-	-	52,735.00	42,922.60	3,924.96	-	5,887.44	-	9,812.40
30	Telephone Handset	0.00	395.00	-	395.00	-	395.00	-	-	-	-	-
31	Airconditioner with Stabiliser	13.91	24,090.00	-	-	24,090.00	5,698.28	2,558.29	-	15,833.43	-	18,391.72
32	Chairs for Kollam H.O. office	18.10	11,000.00	-	-	11,000.00	3,576.95	1,343.57	-	6,079.48	-	7,423.05
33	NEC EPABX System - HO	13.91	80,000.00	-	-	80,000.00	5,792.66	10,322.24	-	63,885.10	-	74,207.34
34	UPS for Computer - IBALL Niranter 62	13.91	-	9,000.00	-	9,000.00	-	841.00	-	8,159.00	-	-
Total of Part I (a)			3,225,510.85	9,000.00	112,135.54	3,122,375.31	2,082,146.63	179,044.88	-	2,261,191.51	-	1,143,364.22
1	Tally Accounting Package	40.00	55,096.00	-	-	55,096.00	31,710.23	9,354.31	-	14,031.46	-	23,385.77
2	Software RCMC	40.00	81,810.00	-	-	81,810.00	76,438.16	2,148.74	-	3,223.10	-	5,371.84
Total of Part I (b)			136,906.00	-	-	136,906.00	108,148.39	11,503.05	-	17,254.56	-	28,757.61
Total of Part I (a+b)			3,362,416.85	9,000.00	112,135.54	3,259,281.31	2,190,295.02	190,547.93	-	2,380,842.95	-	1,172,121.83

FIXED ASSETS REGISTER

Calculation of depreciation for Fixed assets acquired during 2014-15

WN	Date of Purchase	Items	Amount	No of days	Rate	Depreciation
1	14.7.2014	UPS	5,400.00	260	13.91	535.06
2	20.8.2014	UPS	3,600.00	223	13.91	305.94
		Total				841.00

|--|--|--|--|--|--|--|--|--|--|--|--|--|--|--|--|--|--|--|--|--|--|--|--|--|--|--|--|--|--|--|--|--|--|--|--|--|--|--|--|--|--|--|--|--|--|--|--|--|--|--|--|--|--|--|--|--|--|--|--|--|--|--|--|--|--|--|--|--|--|--|--|--|--|--|--|--|--|--|--|--|--|--|--|--|--|--|--|--|--|--|--|--|--|--|--|--|--|--|--|--|--|--|--|--|--|--|--|--|--|--|--|--|--|--|--|--|--|--|--|--|--|--|--|--|--|--|--|--|--|--|--|--|--|--|--|--|--|--|--|--|--|--|--|--|--|--|--|--|--|--|--|--|--|--|--|--|--|--|--|--|--|--|--|--|--|--|--|--|--|--|--|--|--|--|--|--|--|--|--|--|--|--|--|--|--|--|--|--|--|--|--|--|--|--|--|--|--|--|--|--|--|--|--|--|--|--|--|--|--|--|--|--|--|--|--|--|--|--|--|--|--|--|--|--|--|--|--|--|--|--|--|--|--|--|--|--|--|--|--|--|--|--|--|--|--|--|--|--|--|--|--|--|--|--|--|--|--|--|--|--|--|--|--|--|--|--|--|--|--|--|--|--|--|--|--|--|--|--|--|--|--|--|--|--|--|--|--|--|--|--|--|--|--|--|--|--|--|--|--|--|--|--|--|--|--|--|--|--|--|--|--|--|--|--|--|--|--|--|--|--|--|--|--|--|--|--|--|--|--|--|--|--|--|--|--|--|--|--|--|--|--|--|--|--|--|--|--|--|--|--|--|--|--|--|--|--|--|--|--|--|--|--|--|--|--|--|--|--|--|--|--|--|--|--|--|--|--|--|--|--|--|--|--|--|--|--|--|--|--|--|--|--|--|--|--|--|--|--|--|--|--|--|--|--|--|--|--|--|--|--|--|--|--|--|--|--|--|--|--|--|--|--|--|--|--|--|--|--|--|--|--|--|--|--|--|--|--|--|--|--|--|--|--|--|--|--|--|--|--|--|--|--|--|--|--|--|--|--|--|--|--|--|--|--|--|--|--|--|--|--|--|--|--|--|--|--|--|--|--|--|--|--|--|--|--|--|--|--|--|--|--|--|--|--|--|--|--|--|--|--|--|--|--|--|--|--|--|--|--|--|--|--|--|--|--|--|--|--|--|--|--|--|--|--|--|--|--|--|--|--|--|--|--|--|--|--|--|--|--|--|--|--|--|--|--|--|--|--|--|--|--|--|--|--|--|--|--|--|--|--|--|--|--|--|--|--|--|--|--|--|--|--|--|--|--|--|--|--|--|--|--|--|--|--|--|--|--|--|--|--|--|--|--|--|--|--|--|--|--|--|--|--|--|--|--|--|--|--|--|--|--|--|--|--|--|--|--|--|--|--|--|--|--|--|--|--|--|--|--|--|--|--|--|--|--|--|--|--|--|--|--|--|--|--|--|--|--|--|--|--|--|--|--|--|--|--|--|--|--|--|--|--|--|--|--|--|--|--|--|--|--|--|--|--|--|--|--|--|--|--|--|--|--|--|--|--|--|--|--|--|--|--|--|--|--|--|--|--|--|--|--|--|--|--|--|--|--|--|--|--|--|--|--|--|--|--|--|--|--|--|--|--|--|--|--|--|--|--|--|--|--|--|--|--|--|--|--|--|--|--|--|--|--|--|--|--|--|--|--|--|--|--|--|--|--|--|--|--|--|--|--|--|--|--|--|--|--|--|--|--|--|--|--|--|--|--|--|--|--|--|--|--|--|--|--|--|--|--|--|--|--|--|--|--|--|--|--|--|--|--|--|--|--|--|--|--|--|--|--|--|--|--|--|--|--|--|--|--|--|--|--|--|--|--|--|--|--|--|--|--|--|--|--|--|--|--|--|--|--|--|--|--|--|--|--|--|--|--|--|--|--|--|--|--|--|--|--|--|--|--|--|--|--|--|--|--|--|--|--|--|--|--|--|--|--|--|--|--|--|--|--|--|--|--|--|--|--|--|--|--|--|--|--|--|--|--|--|--|--|--|--|--|--|--|--|--|--|--|--|--|--|--|--|--|--|--|--|--|--|--|--|--|--|--|--|--|--|--|--|--|--|--|--|--|--|--|--|--|--|--|--|--|--|--|--|--|--|--|--|--|--|--|--|--|--|--|--|--|--|--|--|--|--|--|--|--|--|--|--|--|--|--|--|--|--|--|--|--|--|--|--|--|--|--|--|--|--|--|--|--|--|--|--|--|--|--|--|--|--|--|--|--|--|--|--|--|--|--|--|--|--|--|--|--|--|--|--|--|--|--|--|--|--|--|--|--|--|--|--|--|--|--|--|--|--|--|--|--|--|--|--|--|--|--|--|--|--|--|--|--|--|--|--|--|--|--|--|--|--|--|--|--|--|--|--|--|--|--|--|--|--|--|--|--|--|--|--|--|--|--|--|--|--|--|--|--|--|--|--|--|--|--|--|--|--|--|--|--|--|--|--|--|--|--|--|--|--|--|--|--|--|--|--|--|--|--|--|--|--|--|--|--|--|--|--|--|--|--|--|--|--|--|--|--|--|--|--|--|--|--|--|--|--|--|--|--|--|--|--|--|--|--|--|--|--|--|--|--|--|--|--|--|--|--|--|--|--|--|--|--|--|--|--|--|--|--|--|--|--|--|--|--|--|--|--|--|--|--|--|--|--|--|--|--|--|--|--|--|--|--|--|--|--|--|--|--|--|--|--|--|--|--|--|--|--|--|--|--|--|--|--|--|--|--|--|--|--|--|--|--|--|--|--|--|--|--|--|--|--|--|--|--|--|--|--|--|--|--|--|--|--|--|--|--|--|--|--|--|--|--|--|--|--|--|--|--|--|--|--|--|--|--|--|--|--|--|--|--|--|--|--|--|--|--|--|--|--|--|--|--|--|--|--|--|--|--|--|--|--|--|--|--|--|--|--|--|--|--|--|--|--|--|--|--|--|--|--|--|--|--|--|--|--|--|--|--|--|--|--|--|--|--|--|--|--|--|--|--|--|--|--|--|--|--|--|--|--|--|--|--|--|--|--|--|--|--|--|--|--|--|--|--|--|--|--|--|--|--|--|--|--|--|--|--|--|--|--|--|--|--|--|--|--|--|--|--|--|--|--|--|--|--|--|--|--|--|--|--|--|--|--|--|--|--|--|--|--|--|--|--|--|--|--|--|--|--|--|--|--|--|--|--|--|--|--|--|--|--|--|--|--|--|--|--|--|--|--|--|--|--|--|--|--|--|--|--|--|--|--|--|--|--|--|--|--|--|--|--|--|--|--|--|--|--|--|--|--|--|--|--|--|--|--|--|--|--|--|--|--|--|--|--|--|--|--|--|--|--|--|--|--|--|--|--|--|--|--|--|--|--|--|--|--|--|--|--|--|--|--|--|--|--|--|--|--|--|--|--|--|--|--|--|--|--|--|--|--|--|--|--|--|--|--|--|--|--|--|--|--|--|--|--|--|--|--|--|--|--|--|--|--|--|--|--|--|--|--|--|--|--|--|--|--|--|--|--|--|--|--|--|--|--|--|--|--|--|--|--|--|--|--|--|--|--|--|--|--|--|--|--|--|--|--|--|--|--|--|--|--|--|--|--|--|--|--|--|--|--|--|--|--|--|--|--|--|--|--|--|--|

FIXED ASSETS REGISTER

			Original Cost				Depreciation			Net Block		
Sl. No.	Description	%	Original Cost as on 31.3.2014	Addition during the year	Deductions during the year	Original Cost as on 31.03.2015	Depreciation up to 31.03.2014	Depreciation for the year	Deductions during the year	as on 31.3.2015	Deductions during the year	as on 31.3.2014
Part III - Training Centre												
1	Plant & Machinery	13.91	8,44,154.00	-	-	844,154.00	767,300.32	10,690.35	-	777,990.67	66,163.33	76,853.68
2	Furniture & Fittings	18.10	166,525.00	-	-	166,525.00	159,624.07	1,249.07	-	160,873.14	5,651.86	6,900.93
3	Computer & Accessories	40.00	368,885.00	-	-	368,885.00	368,780.94	41.62	-	368,822.56	62.44	104.06
	Total of Part III		1,379,564.00	-	-	1,379,564.00	1,295,705.33	11,981.04	-	1,307,686.37	71,877.63	83,858.67
Part IV - Information Database												
1	Computer & Accessories	40.00	1,466,205.00	-	-	1,466,205.00	14,63,062.88	1,256.85	-	1,464,319.73	1,885.27	3,142.12
2	Furniture	18.10	69,422.00	-	-	69,422.00	66,079.57	604.98	-	66,684.55	2,737.45	3,342.43
3	Uninterrupted Power Supply	13.91	135,060.00	-	-	135,060.00	124,474.16	1,472.49	-	125,946.65	9,113.35	10,585.84
	Total of Part IV		1,670,687.00	-	-	1,670,687.00	1,653,616.61	3,334.32	-	1,656,950.93	13,736.07	17,070.39
Part V - Lab Other Assets - Tangible Assets (a)												
1	Computer	40.00	367,632.00	-	-	367,632.00	317,171.26	20,184.30	-	337,355.56	30,276.44	50,460.74
2	Laptop	40.00	59,960.00	-	59,960.00	-	58,978.29	-	-	58,978.29	-	981.71
3	Computer Printer	40.00	42,864.00	-	-	42,864.00	33,917.94	3,578.42	-	37,496.36	5,367.64	8,946.06
4	Fax Machine	13.91	7,540.00	-	-	7,540.00	4,631.78	404.53	-	5,036.31	2,908.22	2,908.22
5	Furniture & Fixtures	18.10	187,238.00	-	-	187,238.00	88,453.89	17,879.92	-	106,333.81	80,904.19	98,784.11
6	Lab Equipments	13.91	1,510,022.00	-	-	1,510,022.00	722,272.32	109,575.98	-	831,848.30	678,173.70	787,749.68
7	Books	100.00	49,434.00	-	49,434.00	-	49,434.00	-	-	49,434.00	-	-
8	FTIR Equipments	13.91	1,198,898.00	-	-	1,198,898.00	600,826.00	83,191.82	-	684,017.82	514,880.18	598,072.00
9	GCMS Kit	13.91	452,975.00	-	-	452,975.00	219,327.01	32,500.44	-	251,827.45	201,147.55	233,647.99
10	UPS	13.91	285,439.00	-	-	285,439.00	211,644.51	10,264.81	-	221,909.32	63,529.68	73,794.49
11	Forbes Vacuum Cleaner	13.91	6,800.00	-	-	6,800.00	1,240.37	773.34	-	2,013.71	4,786.29	5,559.63
12	Photocopier	13.91	72,000.00	-	-	72,000.00	32,751.73	5,459.43	-	38,211.16	33,788.84	39,248.27
13	Building	5.00	700,790.00	-	-	700,790.00	142,685.97	27,905.20	-	170,591.17	530,198.83	558,104.03
14	Bioethanol Project - Assets											
	i. Furniture & Fixtures	18.10	78,457.00	-	-	78,457.00	36,609.32	7,574.43	-	44,183.75	34,273.25	41,847.68
	ii. Lab Equipments	13.91	301,772.00	-	-	301,772.00	96,340.59	28,575.51	-	124,916.10	176,855.90	205,431.41
	iii. Computer	40.00	41,864.00	-	-	41,864.00	28,044.76	5,527.70	-	33,572.46	8,291.54	13,819.24
	iv. Books	100.00	37,421.00	-	-	37,421.00	37,421.00	-	-	37,421.00	-	-
	Total of Part V (a)		5,401,106.00	-	109,394.00	5,291,712.00	2,681,750.74	353,395.83	-	3,035,146.57	2,364,977.72	2,719,355.26
Part V - Lab Other Assets - Intangible Assets (a)												
1	Tally Software	40.00	34,190.00	-	-	34,190.00	31,056.86	1,253.26	-	32,310.12	1,879.88	3,133.14
	Total of Part V (b)		34,190.00	-	-	34,190.00	31,056.86	1,253.26	-	32,310.12	1,879.88	3,133.14
	Total of Part V (a+b)		5,435,296.00	-	109,394.00	5,325,902.00	2,712,807.60	354,649.09	-	3,067,456.69	2,366,857.60	2,722,488.40

FIXED ASSETS REGISTER

			Original Cost			Depreciation			Net Block			
Sl. No.	Description	%	Original Cost as on 31.3.2014	Addition during the year	Deductions during the year	Original Cost as on 31.03.2015	Depreciation up to 31.03.2014	Depreciation for the year	Deductions during the year	as on 31.3.2015	Deductions during the year	as on 31.3.2014
Part VI - Cashew Bhavan Building												
1	Land at Kollam	0.00	4,105,012.00	-	-	4,105,012.00	-	-	-	4,105,012.00	-	4,105,012.00
2	Building	5.00	55,301,359.00	-	-	55,301,359.00	15,397,288.25	1,995,203.54	-	3,79,08,867.21	-	3,99,04,070.75
3	Transformer	13.91	946,377.00	-	-	946,377.00	479,030.13	65,007.95	-	544,038.08	-	467,346.87
4	Generator	13.91	1,703,520.00	-	-	1,703,520.00	862,275.20	117,017.15	-	724,227.65	-	841,244.80
5	Air conditioner	13.91	2,641,270.00	-	-	2,641,270.00	1,293,870.59	187,423.26	-	1,481,293.85	-	1,347,399.41
6	Pump Set	13.91	18,514.00	-	-	18,514.00	9,371.29	1,271.75	-	1,159,976.15	-	1,347,399.41
7	Water Heater	13.91	89,000.00	-	-	89,000.00	45,049.37	6,113.53	-	7,870.96	-	9,142.71
8	Electrical fittings	13.91	819,556.00	-	-	819,556.00	380,752.73	61,037.53	-	51,162.90	-	43,950.63
9	Exhaust Fan	13.91	76,800.00	-	-	76,800.00	37,290.72	5,495.74	-	441,790.26	-	438,803.27
10	EPABX	13.91	96,757.00	-	-	96,757.00	46,869.24	6,939.39	-	42,786.46	-	39,509.28
11	Telephone Hand Set	13.91	12,960.00	-	-	12,960.00	6,223.59	937.03	-	53,808.63	-	49,887.76
12	Water Treatment Plant	13.91	185,831.00	-	-	185,831.00	90,561.46	13,251.99	-	7,160.62	-	6,736.41
13	LED Board(WN 1)	13.91	-	131,841.00	-	131,841.00	-	1,457.08	-	103,813.45	-	95,269.54
14	On Line UPS AETS 7500/180 V(WN 2)	13.91	-	60,381.00	-	60,381.00	-	5,591.66	-	1,457.08	-	-
15	Panasonic Digital Cordless Phone (WN 3)	13.91	-	2,300.00	-	2,300.00	-	92.03	-	54,789.34	-	-
16	PA Systems for Cashew Bhavan Board Room (WN 4)	13.91	-	113,950.00	-	113,950.00	-	4,559.72	-	2,207.97	-	-
17	Pedestal Fans	13.91	148,646.00	-	-	148,646.00	69,701.70	10,981.15	-	109,390.28	-	78,944.30
18	Pedestal Fan - Kochi (WN 5)	13.91	-	2,185.00	-	2,185.00	-	82.44	-	67,963.15	-	-
19	Sealer Battery for Generator-SK-1080-180R (WN 6)	13.91	-	26,000.00	-	26,000.00	-	832.31	-	25,167.69	-	-
20	Tubular Battery HYTT (WN 7)	13.91	-	116,376.00	-	116,376.00	-	10,777.15	-	105,598.85	-	-
21	Trunk (WN 8)	13.91	-	1,900.00	-	1,900.00	-	211.43	-	1,688.57	-	-
22	Venetian Blinds	13.91	132,009.00	-	-	132,009.00	57,200.30	10,405.89	-	64,402.81	-	74,808.70
23	Furniture & Fixtures	18.10	276,261.00	-	-	276,261.00	120,924.61	28,115.89	-	149,040.50	-	155,336.39
24	Biometric Attendance Machine (WN 9)	13.91	-	15,000.00	-	15,000.00	-	1,429.11	-	13,570.89	-	-
25	Aquaguard Water Purifier (WN 10)	13.91	-	22,990.00	-	22,990.00	-	2,023.88	-	20,966.12	-	-
Total of Part VI			66,553,872.00	492,923.00	-	67,046,795.00	18,896,409.18	2,536,258.61	-	21,432,667.78	-	4,76,57,462.82

Calculation of depreciation for Fixed assets acquired during 2014-15

WN	Date of Purchase	Items	Amount	No of days	Rate	Depreciation
1	2.3.2015	LED Board	131,841.00	29	13.91	1,457.08
2	31.7.2014	ONLINE UPS	60,381.00	243	13.91	5,591.66
3	16.12.2014	digital phone	2,300.00	105	13.91	92.03
4	16.12.2014	PA system	113,950.00	105	13.91	4,559.72
5	22.12.2014	Pedestal fan	2,185.00	99	13.91	82.44
6	6.1.2015	starter battery	26,000.00	84	13.91	832.31
7	31.7.2014	Tubular battery	116,376.00	243	13.91	10,777.15
8	12.6.2014	trunk	1,900.00	292	13.91	211.43
9	24.7.2014	attendance machine	15,000.00	250	13.91	1,429.11
10	12.8.2014	water purifier	22,990.00	231	13.91	2,023.88
Total						12,615.24

FIXED ASSETS REGISTER

			Original Cost				Depreciation				Net Block	
Sl. No.	Description	%	Original Cost as on 31.3.2014	Addition during the year	Deductions during the year	Original Cost as on 31.03.2015	Depreciation up to 31.03.2014	Depreciation for the year	Deductions during the year	Depreciation as on 31.3.2015	as on 31.3.2015	as on 31.3.2014
Part VII - ASIDE - UPGRADEATION OF LAB - Tangible Assets (a)												
(Biotechnology Division)												
1	Top Loading Balance	13.91	72,413.00	-	-	72,413.00	18,031.46	7,564.47	-	25,595.93	46,817.07	54,381.54
2	Agarose Gel Electrophoresis unit with accessories	13.91	99,600.00	-	-	99,600.00	24,605.19	10,431.78	-	35,036.97	64,563.03	74,994.81
3	Stereo Microscope with accessories	13.91	789,531.00	-	-	789,531.00	176,395.40	85,287.16	-	261,682.56	527,848.44	613,135.60
4	Sonicator with accessories	13.91	299,623.00	-	-	299,623.00	66,842.85	32,379.72	-	99,222.57	200,400.43	232,780.15
5	Hybridization Apparatus with accessories	13.91	353,797.00	-	-	353,797.00	76,490.94	38,573.27	-	115,064.21	238,732.79	277,306.06
6	Gel Documentation System with accessories	13.91	462,000.00	-	-	462,000.00	99,884.44	50,370.27	-	150,254.71	311,745.29	362,115.56
7	RT-PCR with accessories	13.91	3,181,108.00	-	-	3,181,108.00	646,008.80	352,632.30	-	998,641.10	2,182,466.90	2,535,099.20
(Microbiology)												
1	Hot Air Oven	13.91	98,251.50	-	-	98,251.50	20,951.87	10,752.38	-	31,704.25	66,547.25	77,299.63
2	Water Bath with accessories	13.91	106,177.00	-	-	106,177.00	22,641.96	11,619.72	-	34,261.68	71,915.32	83,535.04
3	Serological Water Bath	13.91	43,260.00	-	-	43,260.00	10,374.71	4,574.34	-	14,949.05	28,310.95	32,885.29
4	Laminar Chamber	13.91	193,830.00	-	-	193,830.00	45,022.11	20,699.18	-	65,721.29	128,108.71	148,807.89
5	Air Sampler	13.91	363,200.00	-	-	363,200.00	82,932.82	38,985.16	-	121,917.98	241,282.02	280,267.18
6	BOD Incubator	13.91	381,060.00	-	-	381,060.00	97,512.65	39,441.44	-	136,954.09	244,105.91	283,547.35
7	Table Top Shake Incubator - (Bacteriological Incubator)	13.91	186,345.00	-	-	186,345.00	47,685.39	19,287.55	-	66,972.94	119,372.06	138,659.61
8	INC Bacteriological Incubator	13.91	266,060.00	-	-	266,060.00	68,084.34	27,538.41	-	95,622.75	170,437.25	197,975.66
9	Magnetic Stirrer	13.91	22,000.00	-	-	22,000.00	5,326.61	2,319.27	-	7,645.88	14,354.12	16,673.39
10	Autoclave + Servo Stabilizer	13.91	167,494.00	-	-	167,494.00	40,443.55	17,672.72	-	58,116.27	109,377.73	127,050.45
11	Electronic Balance	13.91	132,869.00	-	-	132,869.00	32,388.05	13,976.90	-	46,364.95	86,504.05	100,480.95
12	Top Loading Balance	13.91	72,413.00	-	-	72,413.00	18,031.46	7,564.47	-	25,595.93	46,817.07	54,381.54
13	pH Meter	13.91	49,555.00	-	-	49,555.00	12,794.85	5,113.34	-	17,908.19	31,646.81	36,760.15
14	Automated System for Screening & Identification of Microbes-Tempo, Vidas, Vitek, etc.	13.91	7,513,266.00	-	-	7,513,266.00	1,910,307.94	779,371.47	-	2,689,679.41	4,823,586.59	5,602,958.06
15	Bacteriological Incubator (Orbital Shaker)	13.91	163,840.00	-	-	163,840.00	41,926.40	16,958.18	-	58,884.58	104,955.42	121,913.60
16	Refrigerator - 170 Ltr	13.91	109,242.00	-	-	109,242.00	25,840.25	11,601.18	-	37,441.43	71,800.57	83,401.75
(Chemistry)												
1	Gas Chromatograph	13.91	2,853,188.00	-	-	2,853,188.00	678,641.38	302,479.43	-	981,120.81	1,872,067.19	21,74,546.62
2	High Performance Liquid Chromatograph	13.91	4,895,005.00	-	-	4,895,005.00	1,191,596.81	515,144.08	-	1,706,740.89	3,188,264.11	37,03,408.19
3	Atomic Absorption Spectrometer	13.91	4,046,158.00	-	-	4,046,158.00	884,072.08	439,846.15	-	1,323,918.23	2,722,239.77	31,62,085.92
4	Rotary Flash Evaporator	13.91	497,840.00	-	-	497,840.00	127,233.14	51,551.41	-	178,784.55	319,055.45	370,606.86
5	Humidity Chamber	13.91	435,942.00	-	-	435,942.00	106,693.98	45,798.40	-	152,492.38	283,449.62	329,248.02
6	Moisture Analyzer	13.91	345,534.00	-	-	345,534.00	49,877.62	41,125.80	-	91,003.42	254,530.58	295,656.38
7	BOD Incubator	13.91	41,220.00	-	-	41,220.00	10,548.13	4,266.46	-	14,814.59	26,405.41	30,671.87
8	Hot Air Oven	13.91	98,251.50	-	-	98,251.50	20,951.87	10,752.38	-	31,704.25	66,547.25	77,299.63
9	Water Bath	13.91	106,177.00	-	-	106,177.00	22,641.96	11,619.72	-	34,261.68	71,915.32	83,535.04
10	UV-VIS Spectrophotometer	13.91	1,308,923.00	-	-	1,308,923.00	312,620.52	138,585.67	-	451,206.19	857,716.81	996,302.48

FIXED ASSETS REGISTER

Sl. No.	Description	%	Original Cost			Depreciation			Net Block	
			Original Cost as on 31.3.2014	Addition during the year	Deductions during the year	Original Cost as on 31.03.2015	Depreciation up to 31.03.2014	Depreciation for the year	Deductions during the year	as on 31.3.2015
11	LC-MS-MS (Waters India Pvt.Ltd)	13.91	1,73,46,312.00	-	-	1,73,46,312.00	29,81,979.26	19,98,078.68	-	12,36,624.06
12	Electronic Balance	13.91	1,32,869.00	-	-	1,32,869.00	32,388.05	13,976.90	-	86,504.05
13	pH Meter	13.91	49,555.00	-	-	49,555.00	12,794.85	5,113.34	-	31,646.81
14	Flame photometer	13.91	86,420.00	-	-	86,420.00	20,044.96	9,232.77	-	57,142.27
15	Refrigerator - 285 Ltr	13.91	1,40,454.00	-	-	1,40,454.00	33,223.18	14,915.81	-	92,315.01
ASIDE GENERAL										
1	Furniture	18.10	1,25,200.00	-	-	1,25,200.00	24,440.88	18,237.40	-	82,521.72
2	Multimedia projector	40.00	1,68,938.00	-	-	1,68,938.00	1,08,120.32	24,327.07	-	36,490.61
3	UPS On Line system	40.00	2,18,484.00	-	-	2,18,484.00	1,01,731.55	46,700.98	-	70,051.47
4	Computer for LIMS	40.00	1,71,000.00	-	-	1,71,000.00	82,280.66	35,487.74	-	53,231.60
5	Computer for LIMS	40.00	1,25,592.00	-	-	1,25,592.00	60,718.71	60,718.71	-	4,154.58
6	Airconditioners	13.91	4,10,000.00	-	-	4,10,000.00	93,753.60	43,989.87	-	272,256.53
Total of Part VII (a)			48,729,997.00	-	-	48,729,997.00	10,546,877.55	5,436,663.45	-	3,27,46,456.00
Part VII - ASIDE - UPGRADEATION OF LAB - Intangible Assets (a)										
(Microbiology)										
1	LIMS Software	13.91	8,24,104.00	-	-	8,24,104.00	1,93,312.44	87,743.11	-	5,43,048.45
Total of Part VII (b)			8,24,104.00	-	-	8,24,104.00	1,93,312.44	87,743.11	-	6,30,791.56
Total of Part VII (a+b)			4,95,54,101.00	-	-	49,554,101.00	1,07,40,189.99	5,524,406.56	-	33,289,504.45
1	Capital Work in Progress (ASIDE - UPGRADEATION OF LAB.)	-	4,81,119.00	-	-	4,81,119.00	-	-	-	4,81,119.00
Total			15,72,36,225.09	5,01,923.00	1,540,257.16	15,61,97,890.93	62,224,063.75	9,187,413.17	50,769.68	9,50,12,161.34

THE CASHEW EXPORT PROMOTION COUNCIL OF INDIA
Cashew Bhavan, Mundakkal, Kollam - 691001
(A Company Limited by Guarantee)

SIGNIFICANT ACCOUNTING POLICIES

1. Revenue Recognition

- a) The Council follows accrual system of accounting based on historical cost concept in relation to its income and expenditure except subscription to the council's publications, sale of publications and fees from training course conducted at CEPC Lab at Kollam.
- b) Full amount of entrance fee and subscription from members are taken as income of the Council.
- c) As regards house building /vehicle advance are concerned, the repayment is first appropriated to principal and then to interest.
- d) The Council is an organization working on "No Profit- No Loss" basis. The trade contribution received each year is regularly treated as an advance which is utilised to meet the working expenses of the year to the extent required and the balance is carried over to the following year.

2. Retirement benefit

- a) Contribution to recognized Provident Fund Scheme, which is, defined contribution scheme is charged to profit and loss account. The above scheme is treated as defined contribution plan since the council has no further obligation beyond making the contributions.
- b) The Council is covered under Group Gratuity Scheme of Life Insurance Corporation of India for future payments of gratuity as determined on actuarial basis by Life Insurance Corporation of India. The Contribution for the year is charged to statement of Income and Expenditure. The shortfall in the fund, if any, compared to gratuity liability arrived at on actuarial basis by LIC is provided for every year.
- c) Annual paid leave is recognized and compensated to an employee only upon his/her retirement. Hence the same is not provided for year to year on estimate.

3. Fixed Assets

Fixed assets disclosed in the accounts are stated at historical cost and reduced by depreciation till date. All cost relating to the acquisition and installation of fixed assets have been capitalized.

4. Depreciation

Fixed assets have been depreciated at the same rates as in preceding year on WDV basis recognizing the useful life of assets. Depreciation on additions during the year is charged on pro-rata basis.

5. Inventories

Stocks of chemicals and controlled items have been valued at lower of cost or market price.

6. Foreign Exchange (AS 11)

Transactions on expenditure and earnings in foreign currency are translated using the exchange rate as per bank advice on the dates of respective transactions.

7. Government Grants

Grant relating to the depreciable fixed assets has been treated as deferred income and is recognized in the Income and Expenditure account on a systematic and rational basis over the useful life of the assets in proportion in which depreciation on the assets is charged as per Accounting Standard-12 issued by ICAI.

Grant related to revenue is recognized on a systematic basis in the Income and Expenditure Account of the year necessary to match them with related cost of which the grant is intended to compensate.

8. Contingent Liability

Provisions involving substantial degree of estimation in measurement are recognized when there is a present obligation as a result of past events and it is probable that there will be an outflow of resources. Contingent assets are neither recognized nor disclosed in the financial statements. The Contingent Liabilities, if material, are disclosed by way of notes.

9. Deferred Tax

As the Council is a no-profit –no-loss organization registered under Section 8 of the Companies Act 2013, it is not assessed to tax. Hence, the deferred Tax asset/liability as stipulated in AS-22- Accounting for Taxes, issued by the Institute of Chartered Accountants of India is not applicable to the council.

For K. Venkatachalam Aiyer & Co.
Chartered Accountants

F.No.004610S

On behalf of the Committee of Administration

Sd/-
CA. T.V. Hariharan
Partner
M.No.020092

Sd/-
T.K.SHAHAL HASSAN MUSALIAR
Chairman

Sd/-
K.SASI VARMA
Executive Director
& Secretary

Sd/-
R.K. BHOODES
Member

Kollam : 691 001
Date : 25-09-2015

Kollam : 691 001
Date : 29-05-2015

THE CASHEW EXPORT PROMOTION COUNCIL OF INDIA
Cashew Bhavan, Mundakkal, Kollam - 691001
 (A Company Limited by Guarantee)

RECEIPTS AND PAYMENTS STATEMENT FOR THE YEAR ENDED 31ST MARCH 2015

Receipts	Rs.	Payments	Rs.
OPENING BALANCE		Current Liabilities	
Bank Balance Head Office		Head Office	
Axis Bank	27,819.39	Advance	53,740.00
Canara Bank, Ernakulam	1,46,788.10	EPF Payable	1,60,903.00
Indian Bank, Building Account	3,83,680.00	Salary Payable	3,49,564.00
Indian Bank, Ernakulam	3,46,181.36	Service Tax Payable	58,289.00
Indian Bank, Kollam	20,05,123.12	Wages to Security Guards Payable	14,315.00
State Bank of India, Ernakulam	4,15,710.00	Expenses of Liaison Officer Payable	12,000.00
CEPC-Lab		Telephone Charges Payable	12,415.00
Bank of Baroda	965.20	CEPC-Lab	
State Bank of India	9,13,878.00	EMD	10,000.00
Cash Balance		EPF Payable	67,539.00
Head Office		ESI Payable	1,737.00
Cash	11,982.00	Recovery Co-Operative Society -Payable	2,258.00
Imprest Cash	1,475.28	Salary Payable	3,53,670.00
CEPC-Lab		Tds Payable	12,198.00
Imprest Cash	1,417.62	Reimbursement of Aspire Scholarship	32,000.00
Cash	4,445.00	SBI Overdraft	4,06,104.00
Current Liabilities		Telephone Charges Payable	4030.00
Head Office		Performance Bank Guarantee	49,700.00
Service Tax- CEPC Lab	4,81,875.00	Deposit for Testing Fees	10,000.00
Tax Deducted at Source - 2012-13- Lab	3,38,986.00	Deposit for Contract Research	17,702.00
Tax Deducted at Source - 2011-12 HO	3,52,335.00	Sundry Creditors -Head Office	44,17,288.00
Tax Deducted at Source - 2011-12 Lab	3,26,431.00	Sundry Creditors -CEPC Lab	9,39,171.00
Tax Deducted at Source - 2012-13 HO	2,41,837.00	Fixed Assets	
CEPC-Lab		Head Office	
Caution Deposit for Research Training	5000.00	Aqua Guard Water Purifier	22,990.00
Overdraft	20,00,000.00	Biometric Attendance Machine	15,000.00
Service Tax Collected - Testing	4,58,366.00	Pedestal Fans	2,185.00
Service Tax Collected - Training	2,91,816.00	LED Board	1,31,841.00
Reimbursement of Aspire Scholarship	32,000.00	Online UPS AE TS 7500 /180 V	60,381.00
Deposit for Packaged Drinking Water	80,000.00	Digital Cordless Telephone	2,300.00
Deposit for Testing Fees	40,42,703.00	PA System	1,13,950.00
Deposit for Contract Research	1,00,000.00		
Sundry Creditors	1,563.00		

THE CASHEW EXPORT PROMOTION COUNCIL OF INDIA
Cashew Bhavan, Mundakkal, Kollam - 691001
 (A Company Limited by Guarantee)

RECEIPTS AND PAYMENTS STATEMENT FOR THE YEAR ENDED 31ST MARCH 2015

Receipts	Rs.	Payments	Rs.
Deposit for Contract Research	1,00,000.00	Starter Battery	26,000.00
Sundry Creditors	1563.00	Trunk	1,900.000
Current Assets		Tubular Battery	1,16,376.00
Head Office		UPS	9,000.00
Sundry Debtors - Other Trade Receivables	1,50,24,909.00	Current Assets	
CEPC-Lab		Head Office	
Sundry Debtors - Trade Receivables	25,68,851.00	Stamps in Hand(Postage Suspense)	78,360.00
Fixed Deposit		Tax Deducted at Source	4,96,736.00
Head Office		Tax Deducted at Source Receivable	51,901.00
FD-6018049874-IB EKM	16,48657.00	Tax Deducted at Source on FD Interest	62,978.00
FD-6128123130-IB EKM	31,87092.00	CEPC-Lab	
FD-4273/3119 PNB	19,34988.00	Chemicals / Consumables	3,33,138.00
FD-CB-171-1	30,00000.00	Controlled Items	16,300.00
FD-CB-171-2	40,00000.00	Prepaid Expense	13,125.00
FD-CB-171-3	40,00000.00	Fixed Deposit	
FD-CB-265/1	53,00000.00	Head Office	
FD-CB-265/2	50,00000.00	FD-CB-171-1	3,00,0000.00
FD-CB-265/3	50,00000.00	FD-CB-171-2	40,00,000.00
Loans & Advances (Asset)		FD-CB-171-3	40,00,000.00
Head Office		FD-CB-265/1	53,00,000.00
Imprest Advance - Kochi Office	193.00	FD-CB-265/2	50,00,000.00
LTC Advance	2707.00	FD-CB-265/3	50,00,000.00
TA Advance	24,026.00	Loans & Advances (Asset)	
EPF - CEPC Lab	9,51,172.00	Head Office	
Security Deposit - BSNL	5,009.01	Festival Advance	11,250.00
Cycle Advance	200.00	Imprest Advance - Kochi	20,000.00
Election Deposit	1,500.00	LTC Advance	75,150.00
Direct Incomes		Security Deposit - BSNL	5,000.00
Head Office		TA Advance	36,500.00
Interest on FD	6,79,005.00	Cycle Advance	4,500.00
Interest on Income Tax	1,43,931.00	CEPC-Lab	
AFI Member expenses reimbursed	70,000.00	Festival Advance	63,750.00
AFI Convention 2015 , Italy	1,20,000.00	Electricity Security Deposit	19,160.00
AFI Convention, USA	24925.00		
Built up Stall Expenses - FOOD WEEK	422821.00		
Built up Stall Expenses - GULFOOD	3540000.00		

THE CASHW EXPORT PROMOTION COUNCIL OF INDIA
Cashew Bhavan, Mundakkal, Kollam - 691001
 (A Company Limited by Guarantee)

RECEIPTS AND PAYMENTS STATEMENT FOR THE YEAR ENDED 31ST MARCH 2015

Receipts	Rs.	Payments	Rs.
Built up Stall Expenses - SIAL	13,40,000.00	Direct Expenses	
Food Week- Korea 2014	82,011.00	Head Office	
Gulfood - 2015	27,720.00	Prepaid Expenses	18,35,449.00
INC 2015 - Member Expenses	1,15,000.00	AFI Member expenses	59,949.00
INC Cashew Satellite Meeting	40,774.00	AFI Convention, USA	97,602.00
International Nut & Dried Fruit Council, Spain	37,469.00	Built up Stall Expenses - FOOD WEEK	36,292.00
International Food And Drink Event, London	25,205.00	Built up Stall Expenses - GULFOOD	50,000.00
SIAL Fair 2014	11,219.00	Built up Stall Expenses - SIAL	195,000.00
Bank Charges	1916.00	Food Week- Korea 2014	111,4093.00
Seminars/Workshops/Training Programmes, Etc.	7150.00	Gulfood - 2015	441,0837.00
Miscellaneous Receipt	67,728.00	INC 2015 - Member Expenses	103,933.00
Sale of Publications	1,23,660.00	INC Cashew Satellite Meeting	360,023.00
MAI Grant-in-Aid 2014-15	40,50,000.00	International Food And Drink Event, London	65,4437.00
MDA Grant in Aid - 14-15(Code Activities)	3,45,4000.00	MDA Grant in Aid - 14-15(Code Activities) Refundable	388,369.00
MDA Grant in Aid 2014-15 (Exporters)	63,64,500.00	MDA Grant in Aid 2014-15 (Exporters)	52,90,289.00
Plan Fund 2014-15 - Income	4,00,00,000.00	MDA Grant in Aid 2014-15 (Exporters) Refundable	18,54,77.00
Miscellaneous Income	29,472.00	SIAL Fair 2014	21,74,707.00
CEPC-Lab		Sponsorship KCMA	30,00,00.00
Testing Fees Cashew	18,88,524.00	Subscription to Council Publication	15,00.00
Testing Fees -GCMS / UV / AAS/HPTLC/HPLC	2,88,603.00	Administrative Expenses -	
Testing Fees Other Than Cashew and Water	7,49,379.00	Generator Expenses	34,434.00
Testing Fees - Gas Analysis	2822.00	Other Office Expenses	
Testing Fees -Water	10,67,122.00	Advertisement, Publication Publicity Expenses	35,79,58.00
Indirect Incomes		Bank Charges	66,34.71
CEPC-Lab		Committee Meeting Expenses	54,644.00
Cancellation Charge	100.00	Electricity Charges	17,138.00
Certificate of Origin	5,175.00	Expenses of Liaison Officer	14,85,00.00
Certificate of Origin-APTA	9,450.00	Fuel Charges	33,530.00
Miscellaneous Income	3,135.00	Hospitality Expenses	23,359.00
NABL Reimbursement Fee	2,250.00	Information Database	15,880.00
Sale of Publications/ Promotional Materials	2,000.00	Insurance - Building	809.00
R&D Income	90,260.00	Insurance - Staff Car	12,939.00
Workshop on Implementation of FSMS	1,01,124.00	Interest & Penalty	38,781.00
Workshop / Seminar Income	58,380.00	Local Conveyance	6,690.00
Biotech Income	5,86,800.00	Maintenance of Office Car	35,80.00
Chemistry Income	5,35,703.00	Maintenance of Office Equipments	25,528.00
Microbiology Income	11,02,591.00	Miscellaneous Expenses	44,024.00

THE CASHEW EXPORT PROMOTION COUNCIL OF INDIA
Cashew Bhavan, Mundakkal, Kollam - 691001
(A Company Limited by Guarantee)



60th Annual Report 2014-15

RECEIPTS AND PAYMENTS STATEMENT FOR THE YEAR ENDED 31ST MARCH 2015

Receipts	Rs.	Payments	Rs.
		Plan Fund Inspection Expenses	1,46,405.00
		Postage	63,772.00
		Premises Charges	23,868.00
		Printing & Stationery	46,190.00
		Professional Charges	87,557.00
		Profession Tax	22,500.00
		Retention Fee	20,000.00
		Sale of Publication	500.00
		Service Tax	20,66,851.00
		Audit Fee	28,090.00
		Telephone Charges	1,01,392.00
		Travel Expenses- Committee Members/others	3,50,280.00
		Travel Expenses - Officers & Staff	2,33,452.00
		Leave Travel Concession	10,653.00
		CEPC-Lab	
		Workshop on Biostatistics Expenses	66,415.00
		Workshop on HACCP Level 3 Expenses	85,899.00
		Workshop on Implementation of FSMS Expenses	3,000.00
		Workshop/ Seminar Income	1,900.00
		Admn Expenses	31,134.00
		Biotech Expenses	1,30,086.00
		Chemistry- Expenses	10,55,378.00
		Microbiology - Expenses	4,90,803.00
		Salary & Allowances	
		Head Office	
		Additional Contribution to PF	4,02,500.00
		Children Education Allowance	91,929.00
		Council's Contribution to PF	3,53,508.00
		Council's Contribution to ESI	7,223.00
		Dearness Allowance	1,05,846.00
		Encashment of Earned Leave	12,734.00
		EPF Administration Charges	44,938.00
		EPF - CEPC Lab	8,83,633.00
		Exgratia / Bonus	15,592.00
		LIC Group Gratuity Premium	21,00,000.00

THE CASHEW EXPORT PROMOTION COUNCIL OF INDIA
Cashew Bhavan, Mundakkal, Kollam - 691001
 (A Company Limited by Guarantee)

RECEIPTS AND PAYMENTS STATEMENT FOR THE YEAR ENDED 31ST MARCH 2015

Receipts	Rs.	Payments	Rs.
		Medical Reimbursement	9000.00
		Members Subscription to PF	353508.00
		Members Contribution to ESI	2664.00
		Net Salary	4140622.00
		Other Allowances	3725.00
		Salary to Additional Staff	60510.00
		Special Allowance	72000.00
		Transfer Allowance	15000.00
		Transport Allowance	4752.00
		Staff Income Tax	490511.00
		Welfare & amenities to Staff	45000.00
		CEPC Lab	
		Children's Education Allowance	194254.00
		Council's Contribution to CPF	383266.00
		Dearness Allowance	81324.00
		Encashment of Earned Leave	47500.00
		ESI - Council's Contribution	69218.00
		ESI -Contribution	43868.00
		ESI Interest	386.00
		ESI - Member's Contribution	23589.00
		Ex-Gratia Payment	39374.00
		Liveries to Lab. Staff	3444.00
		Salary of Other Staff	632220.00
		Voluntary Contribution to PF	66000.00
		Net Salary	4499716.00
		Epf Administration & DLI Charge	51101.00
		Income Tax on Salary	74417.00
		Welfare & Amenities to Staff	15000.00
		Consolidated Salary to Staff	24286.00
		Indirect Expenses	
		CEPC-Lab	
		Bank Charges	4832.00
		BIS Expense	6742.00
		Building /Premises Expense	40235.00
		Building Tax	273996.00
		Computer Expense	5550.00
		Electrical Inspectorate Charge	13395.00
		Electricity Charges	14,44,487.00

THE CASHEW EXPORT PROMOTION COUNCIL OF INDIA
Cashew Bhavan, Mundakkal, Kollam - 691001
(A Company Limited by Guarantee)

RECEIPTS AND PAYMENTS STATEMENT FOR THE YEAR ENDED 31ST MARCH 2015

Receipts	Rs.	Payments	Rs.
		Generator Running Expense	2397.00
		Hospitality / Meeting Expense	9019.00
		Incentive Charge	345222.00
		Local Conveyance	13292.00
		Medical Reimbursement	14274.00
		Member's Contribution to PF	383266.00
		Miscellaneous Expense	37922.00
		NABL Expense	281523.00
		OD Interest	17715.00
		Office /lab. Expenses	192168.00
		Photocopier Accessories	12917.00
		Postage / Telegram	26593.00
		Professional Tax	24500.00
		Proficiency Testing Participation Expense	46429.00
		Publication / Publicity for Use Abroad	31850.00
		Remitted ST on Settlement of Dues	461523.00
		Remitted ST on Testing	803384.00
		Remitted ST on Training	291816.00
		Sale of Publications/ Periodicals	1500.00
		Subscription to Books & Periodicals	2066.00
		Service Tax Interest Paid	1037.00
		Telephone / Fax Charges	23458.00
		Training Program Expense	11236.00
		Transportation Charges-Expense	43735.00
		Travelling Expenses	23026.00
		University Recognition Expense	25000.00
		Wages to Cleaning Staff	24852.00
		Water Authority Charge	15824.00
		Website Charges	2810.00
		Workshop on Implementation of FSMS	101124.00
		Biotech	8989.00
		Chemistry Inc	5050.00
		Microbiology Inc	4450.00
		Development Expenditure (Head Office)	
		Plan Fund 2014-15 - Expenditure	40000000.00
		Code Activities	
		Publication/Publicity	181820.00
		Awareness Seminars/workshops/Training Programmes	105724.00


THE CASHEW EXPORT PROMOTION COUNCIL OF INDIA
Cashew Bhavan, Mundakkal, Kollam - 691001
 (A Company Limited by Guarantee)
RECEIPTS AND STATEMENT ACCOUNT FOR THE YEAR ENDED 31ST MARCH 2015

Receipts	Rs.	Payments	Rs.
		MAI EXPENSES	
		Nutrition Study	214384.00
		Other Development Expenses	
		Subscription to Periodicals	1039.00
		Supply of Samples	27347.00
		Website Updn	58797.00
		Closing Balance	
		Bank Balance	
		Head Office	
		Axis Bank	1386585.68
		-Canara Bank, Ernakulam	480722.10
		Indian Bank, Building Account	383680.00
		Indian Bank, Ernakulam	2983443.36
		Indian Bank, Kollam	2739825.13
		State Bank of India, Ernakulam	921428.00
		CEPC-Lab	
		Bank of Baroda	11302.20
		State Bank of India	962238.00
		Cash Balance	
		Head Office	
		Cash	
		Imprest Cash	5733.28
		CEPC-Lab	
		Cash	2000.00
		Cash SBI	22533.00
		Imprest Cash	318.62
	13,01,33,605.08		13,01,33,605.08

On behalf of the Committee of Administration

Sd/- T.K. SHAHAL HASSAN MUSALIAR Chairman	Sd/- K. SASI VARMA Executive Director & Secretary	Sd/- R.K.BHOODES Member
---	---	---

Kollam : 691 001
 Date: 25-09-2015



दि काष्णू एक्स्पोटे प्रमोशन कौणसिल ओफ इण्डिया
The Cashew Export Promotion Council of India

Regd. Office : Cashew Bhavan, Mundakkal, Kollam - 691 001, Kerala, India.

Tel : +91-474-2742704, 2742504, **Fax :** 91-474-2749973

E-mail : cepci@cashewindia.org / **Website :** www.cashewindia.org