

ANNUAL REPORT AND ACCOUNTS

2016 - 17



THE CASHEW EXPORT PROMOTION COUNCIL OF INDIA

Regd. Office: Cashew Bhavan, Mundakkal, Kollam - 691 001, Kerala, India.

Tel : +91-474-2742704, 2742504

E-mail: cepci@cashewindia.org

Website : www.cashewindia.org

THE CASHEW EXPORT PROMOTION COUNCIL OF INDIA

Members of the Committee of Administration as on 31st March 2017

1.	Shri P.Sundaran M/s.Sreelekshmi Cashew Company Lakshimiprabha, Kadappakada Kollam - 691 008, Kerala	Chairman
2.	Dr. Bhoodes R.K. M/s. Kairali Exports, No. 21, Prasanthi Nagar Mangad P.O., Kollam - 691 015,Kerala	Vice Chairman
3.	Shri T.K. Shahal Hassan Musaliar M/s. TKM Agro Ltd. 113/3, Mathapur Road Kaniyur, Coimbatore – 641 659, Tamil Nadu	Member
4.	Shri M.A. Anzar M/s. A. A. Nutts Kilikolloor P.O., Kollam – 691 004, Kerala	Member
5.	Shri G. Krishnan Nair M/s. Krishnan Food Processors P.B. No. 101, Iyshawaria, Beach Road, Kollam – 691 001, Kerala	Member
6.	Shri R. Pratap Nair M/s. Sunfood Corporation P.B.No.115, Kochuplamoodu, Kollam-691 001, Kerala	Member
7.	Shri A. Abdul Salam M/s. A.S. Cashew Exporters K.P. Road, Kilikolloor P.O. Kollam – 691 004, Kerala	Member
8.	Shri K. Pramod Kamath M/s. K.Subraya Anantha Kamath & Sons Adkathbail, Kasaragod - 671 121, Kerala	Member
9.	Shri M. Ramakrishnan M/s. Pratipa Cashews, 80A/40, Lakshmipathi Nagar, Vadakailasam, Panruti - 607 106, Tamil Nadu	Member
10.	Shri C. Yohannan M/s. Carmel Cashews Avaneeswaram R.S.P.O., Pathanapuram, Kollam – 691 517, Kerala	Member

- | | |
|---|--|
| 11. Dr. Noordeen Abdul
M/s. M. Abdul Rehuman Kunju
Cashew Exporters & Importers
Chandanathope P.O., Kollam -691014, Kerala | Member |
| 12. Shri. G. Satheesh Nair
M/s. India Food Exports
Palms Dale, Mundakkal West
Kollam 691001, Kerala | Member |
| 13. Shri. P. Somarajan
M/s. Kailas Cashew Exports
Pezhookonam, Ezhukone P.O,
Kollam- 691505, Kerala | Member |
| 14. Shri. Renjith Lal S Kurup
M/s. Mahavishnu Cashew Factory
Edavattom, Karuvelil Post,
Kollam- 691505, Kerala | Member |
| 15. Shri. N. Satheesh Kumar
M/s. Kumar Cashew Exports
Kakkodu P.O., Punalur
Kollam, Kerala – 691 331 | Member |
| 16. Shri. N. Ramesh
Director, Export Promotion- Agriculture Division
Ministry of Commerce & Industry, Dept. of Commerce
#224D, Udyog Bhavan, New Delhi - 110 107 | Member |
| 17. Shri Venkatesh N. Hubballi
Director, Directorate of Cashewnut &
Cocoa Development, Kera Bhavan, Cochin-682 011. | Member |
| 18. Shri. T. F. Xavier
Managing Director
The KeralaState Cashew
Development Corporation Ltd., P.B. No. 13,
Mundakkal, Kollam – 691 001 | Member |
| 19. Shri S. Kannan
CEPCI, Cashew Bhavan, Mundakkal,
Kollam-691 001, Kerala | Member &
Executive Director & Secretary |

Auditors

M/s.K. Venkatachalam Aiyer & Co
Chartered Accountants
Main Road
Kollam- 691 001

Bankers

Indian Bank, Cochin-682 035
Canara Bank, Kollam – 691 001
State Bank of India, Kollam-691 001
Indian Bank, Kollam – 691 001
Bank of Baroda, Kollam – 691 001
Axis Bank, Kollam-691 001

HIGHLIGHTS

- The total export earnings from cashew and allied products during the year 2016-2017 were Rs. 5212.78 Cr. (US \$778 Mln).
- As per the DGCI&S figures, the total export of cashew kernels from India during 2016-17 was 82,302 M.T. valued at Rs.5168.78 Cr. (US \$ 771Mln). There has been a decrease of 15 % in quantity, increase of 4% in Rupee terms and 2% in USD terms in comparison with the export of 96,346 M.T. cashew kernels valued at Rs. 4952.12 (US \$ 756 Mln) during 2015-2016.
- The export of cashewnut shell liquid / Cardanol from India during 2016- 2017 was 11,422 M.T valued at Rs. 44 Cr. (US \$ 7 Mln). There was a decrease of 2% in quantity, 24% in value in Rupee terms and 25% in US \$ terms compared to the export of 11,677 MT of Cashewnut Shell Liquid valued at Rs. 57.59 Cr. (US \$ 9 Mln) during 2015-2016.
- The total membership of Ordinary Members and Associate Members in the Council as on 31-3-2017 was 362.
- During 2016-17, the Council participated in four international exhibitions and attended one International Conference.
- A sum of Rs 3.46 lakhs was reimbursed to 5 member-exporters for participation in international fairs and trade delegations, under the Market Development Assistance of the Govt. of India during 2016-17.
- A sum of Rs.6.00 Cr. was released to 58 member exporters during 2016-17, as grant-in-aid for Modernization under the Five Year Plan Schemes of the Govt. of India.
- The Council received 119 trade enquiries during 2016-17 which were circulated among Council members.
- The CEPCI Laboratory has been renamed as “CEPCI Laboratory & Research Institute” on 18th January 2017.
- The CEPC Laboratory & Research Institute, Kollam analyzed 7656 samples for various parameters during 2016-17.
- A Whats App group of Members of CEPCI was formed named “CEPCI Forum” in order to provide better and timely services to Members.
- E-voting was introduced for the AGM and election to fill up the vacancies arising out of the retirement of Members of the Committee of Administration of the Council.
- UAE has emerged as the largest importer of Indian Cashews during 2016-2017 since the commencement of exports of cashew.

REPORT ON THE PROCEEDINGS OF THE COMMITTEE AND ON THE ACTIVITIES OF THE COUNCIL FOR THE YEAR ENDING 31ST MARCH 2017

I. EXPORT PERFORMANCE

1.1 General

- 1.1.1 As per the export-import statistics published by the DGCI&S, Kolkatta, the share of agricultural products in the total export earnings of the country during 2016-17 (April 2016 to March 2017) is 6.65% and cashew kernels ranked 7th among them contributing 4.30% of the agri products exports. This accounting to 0.29% of the total foreign exchange earnings of the country through exports.
- 1.1.2 According to DGCI&S data, the total export of cashew kernels from India during 2016-17 was 82,302 M.T. valued at Rs. 5168.78 Cr. (US \$ 771 Mln). There has been a decrease of 15 % in quantity, increase of 4% in value in Rupee terms and a 2% in US \$ terms in comparison with the export of 96,346 M.T. cashew kernels valued at Rs. 4952.12. (US\$756 Mln) achieved during 2015–2016.
- 1.1.3 The export of Cashewnut Shell Liquid / Cardanol from India during April 2016 to March 2017 was 11,422 M.T valued at Rs. 44.00 Cr. (US \$ 7 Mln). There was a decrease of 2% in quantity, 24% in value in Rupee terms , 25% in US \$ terms compared to the export of 11,677 MT of Cashewnut Shell Liquid valued at Rs. 57.59 Cr. (US \$ 9 Mln) exported during 2015-2016.

II. EXPORT OF CASHEW KERNELS FROM INDIA

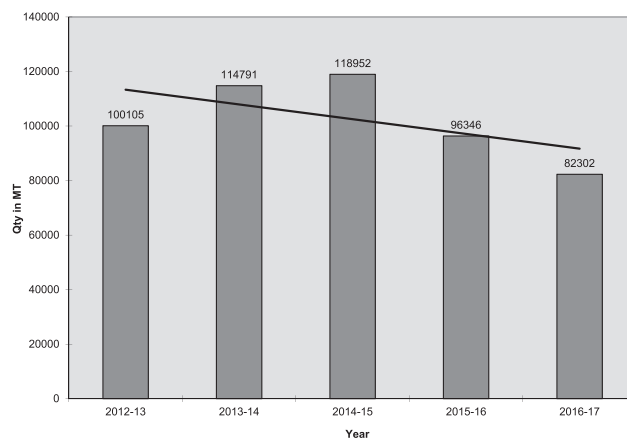
Exports of Cashew Kernels from India during the last five financial years were:

Year	Quantity M.T.	Value Rs.Cr.	Value US \$ MIn
2012-2013	100105	4046.23	747
2013-2014	114791	5058.73	836
2014-2015	118952	5432.85	910
2015-2016	96346	4952.12	756
2016-2017	82302	5168.78	771

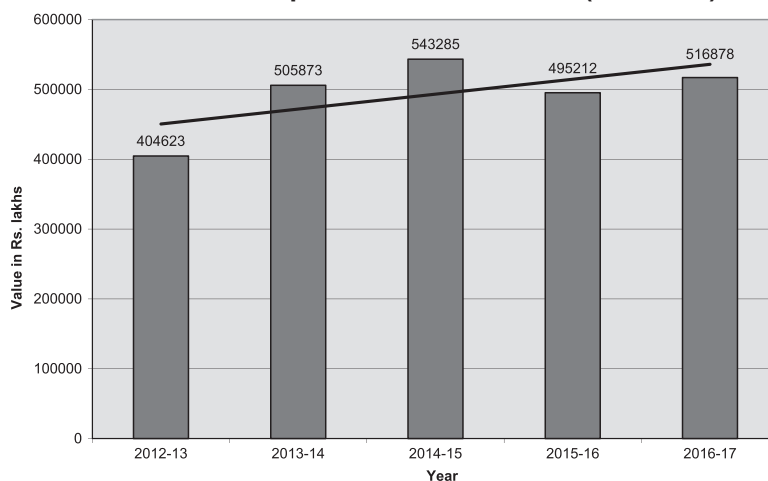
Source : DGCI&S, Kolkatta

Export of Cashew Kernels from India (2012 - 13 to 2016 - 17)

Trend in exports in terms of quantity (MT)



Trend in exports in terms of value (Rs. lakhs)



2.1 The export of Cashew Kernels to major market were as under.

EXPORT OF CASHEW KERNELS FROM INDIA DURING 2012-2013 TO 2016-2017

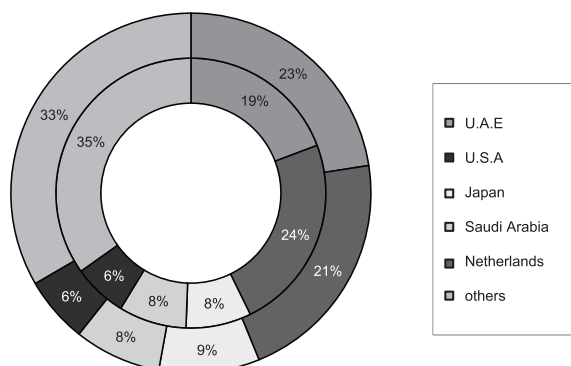
Countries	2012-2013		2013-2014		2014-2015		2015-16		2016-17	
	QTY (M.T)	VALUE (Rs.Crs)	QTY (M.T)	VALUE (Rs.Crs)	QTY (M.T)	VALUE (Rs.Crs)	QTY (M.T)	VALUE (Rs.Crs)	QTY (M.T)	VALUE (Rs.Crs)
U.A.E	13625	550.18	17421	788.20	23904	1104.86	18537	963.55	18556	1216.7
U.S.A	30106	1236.17	33898	1505.73	30643	1408.85	22661	1149.53	17515	1102.9
Saudi Arabia	5862	231.34	7195	326.20	6636	306.60	7535	390.75	7441	474.34
Japan	6370	274.10	6702	311.62	7413	351.94	7826	420.76	6434	399.41
Netherlands	8589	341.24	9918	423.60	9349	417.9	6236	312.39	4891	296.27
Germany	2249	86.64	2808	121.36	4724	214.42	2720	142.55	2449	150.39
Belgium	2092	101.14	2122	94.13	2601	116.96	2597	135.2	2362	142.8
Korea Rep.	1225	52.93	2221	99.90	3193	147.4	2777	144.4	2271	140.08
Spain	2349	89.90	3089	131.97	2384	108.95	2296	117.84	2140	139.27
France	2847	112.00	2963	127.78	2958	131.02	2916	154.37	1907	118.63
U.K	2642	102.47	2813	118.47	2766	124.76	1780	90.59	1674	104.41
Kuwait	1283	55.23	1568	73.72	1329	63.28	1706	91.22	1658	107.19
Singapore	1632	64.71	1654	70.55	1490	65.97	1145	58.65	1199	76.85
Qatar	584	21.44	709	30.69	781	35.69	797	42.5	843	54.31
Greece	1177	46.26	1284	57.86	1252	57.37	1000	51.33	770	47.07
Italy	803	32.42	865	35.82	1201	53.5	839	38.85	756	42.06
Iran	889	35.38	1181	50.59	927	41.52	1133	60.71	687	46.09
Algeria	1357	46.94	1531	52.06	1356	52.67	602	27.59	685	39.26
Jordan	705	31.93	630	31.38	617	31.87	363	20.31	660	41.68
Malaysia	1215	46.41	897	38.29	707	30.8	953	48.67	648	40.35
Turkey	326	13.60	703	30.08	782	35.19	797	38.77	482	28.05
Trinidad	347	13.97	508	21.54	588	25.56	524	25.63	464	27.76
Canada	746	26.81	862	34.17	793	33.91	449	20.89	361	21.37
Israel	503	20.53	713	32.09	668	31.6	734	37.34	316	19.94
Others	10583	412.49	10536	450.93	9890	440.26	7423	367.73	5133	291.6
Total	100105	4046.23	114791	5058.73	118952	5432.85	96346	4952.12	82302	5168.78

Source : DGCI&S, Kolkatta

EXPORT OF CASHEW KERNELS FROM INDIA TO MAJOR COUNTRIES DURING 2015-16 & 2016-17

2015-16: 96346M.T

2016-17: 82302 M.T.



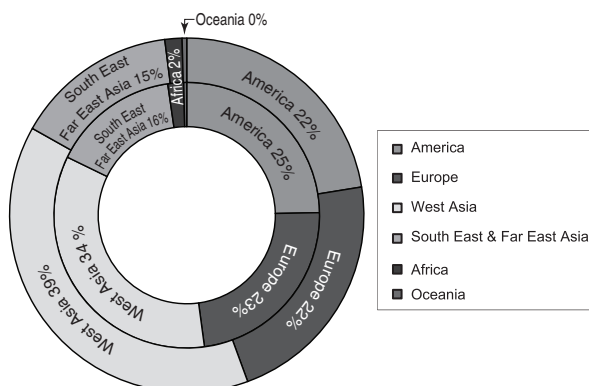
Outside segment based on 2016-17, inside on 2015-16, decline is 15%

2.2 Major Markets for cashew kernels

2.2.1 The major markets for Indian cashew kernels during 2016-2017 were U.A.E, USA, Saudi Arabia, Japan, Netherlands, Germany, Belgium, Korea Rep., Spain, France, etc. In the history of Indian cashew industry, it is for the first time that UAE became the largest importer of Cashew kernels from India moving USA to the 2nd position. UAE's share is 23% of the total and that of USA is 21%. Among major markets, Singapore (+5%), Qatar (6%) Algeria (+14%), Jordan (+82%), recorded an increasing trend in terms of quantity. Exports to other major markets showed a decreasing trend.

2.3 Export of cashew kernels to different zones:

2.3.1 Out of the total quantity of cashew kernels exported during 2016-2017, 22.45% were to the American Zone, 1.56% to African Zone, 21.95% to European Zone, 0.42% to Oceanic Zone, 14.86% to South East & Far East Asian Zone and 38.75% to West Asian Zone. West Asian Zone was the largest importer of Cashew kernels from India compared to the performance achieved during the year.



Export of Cashew Kernels to Different Regions 2015-16 & 2016-17

Outside segment based on 2016-17, inside on 2015-16.

2.3.2 Export of cashew kernels from India to different zones

Zone	2012-13		2013-14		2014-15		2015-16		2016-17		% Diff.	
	Qty (M.T.)	Value (Rs.Crs.)	Qty (M.T.)	Value (Rs.Crs.)	Qty (M.T.)	Value (Rs.Crs.)	Qty (M.T.)	Value (Rs.Crs.)	Qty (M.T.)	Value (Rs.Crs.)	Qty	Value
West Asia	25489	1026.97	32047	1456.09	37003	1716.78	33083	1727.16	31889	2069.52	-3.61	19.82
America	31309	1281.16	35348	1565.01	32185	1475.88	23794	1203.95	18480	1159.64	-22.33	-3.68
Europe	26175	1041.78	29148	1246.09	29501	1322.94	22321	1143.64	18069	1109.44	-19.05	-2.99
South East & Far East Asia	13460	561.37	14637	652.53	17016	776.81	14937	766.68	12232	741.38	-18.11	-3.30
Africa	2938	109.48	2922	113.5	2758	119.64	1860	93.94	1288	69.06	-30.75	-26.48
Oceania	719	25.4	689	25.52	487	19.82	351	16.70	344	19.73	-1.99	18.14

2.4 Export of Roasted & Salted Cashew Kernels from India

2.4.1 Exports of roasted and salted cashew kernels from India for the last three years are given below:-

EXPORT OF ROASTED AND SALTED CASHEW KERNELS FROM INDIA		
Year	Qty (MT)	Value (Rs. Cr.)
2012-13	1754	60.77
2013-14	1941	75.21
2014-15	1278	52.10
2015-16	2097	97.12
2016-17	2427	139.18

Source: DGCI & S, Kolkatta

3. EXPORT OF CASHEWNUT SHELL LIQUID & CARDANOL

3.1 The export of Cashewnut Shell Liquid / Cardanol from India during 2016-2017 was 11,422 MT valued at Rs. 44.00 Cr. as against 11,677 MT valued at Rs. 57.59 Cr. achieved during 2015-2016.

The major markets for CNSL were Korea Republic., Spain, USA, Belgium, China, Italy, Slovenia, Singapore, Taiwan, etc.

Exports to all major markets except china showed an increase during the year. In the case of China there has been a considerable fall in exports; from 1201 MT exported last year. We could do only 223 MT during the current year.

EXPORT OF CASHEWNUT SHELL LIQUID & CARDANOL FROM INDIA DURING 2012-13 TO 2016-17

Countries	2012-2013		2013-2014		2014-2015		2015-16		2016-17	
	QTY (M.T)	VALUE (Rs.Crs)	QTY (M.T)	VALUE (Rs.Crs)	QTY (M.T)	VALUE (Rs.Crs)	QTY (M.T)	VALUE (Rs.Crs)	QTY (M.T)	VALUE (Rs.Crs)
Korea Rep.	1740	8.06	1915	11.52	4695	28.60	7748	38.97	8095	31.12
Spain	0	0.00	87	0.40	66	0.37	302	0.91	662	1.98
USA	250	1.55	95	0.62	219	1.59	389	2.09	478	1.08
Belgium	0	0.00	0	0.00	52	0.61	171	1.99	228	1.77
China	5021	11.77	2987	8.17	1622	5.85	1201	4.18	223	0.39
Italy	0	0.00	41	0.23	111	0.59	152	0.76	203	0.68
Slovenia	421	1.90	341	1.52	261	1.22	161	0.60	194	0.64
Singapore	85	0.59	221	1.71	187	1.51	103	0.69	170	0.99
Taiwan	200	0.86	112	0.63	159	0.92	112	0.51	157	0.69
Mexico	91	0.63	113	0.92	91	0.75	106	0.77	152	1.01
Vietnam	0	0.00	0	0.00	0	0.00	332	1.57	144	0.54
Poland	0	0.00	51	0.26	124	0.66	192	0.85	137	0.47
Netherland	80	0.78	25	0.25	24	0.17	69	0.43	106	0.52
Japan	88	0.42	413	2.16	260	1.42	267	1.01	88	0.35
United Kingdom	971	2.09	2820	8.31	2721	9.21	57	0.21	84	0.33
Others	245	1.19	259	1.91	346	2.34	315	2.05	301	1.45
Total	9192	29.84	9480	38.61	10938	55.81	11677	57.59	11422	44.00

Source: DGCI & S, Kolkatta

4. PRODUCTION OF RAW CASHEWNUTS IN INDIA

- 4.1. India continued to be the largest producer of raw cashewnuts in the world. The other main producing countries are Vietnam, Brazil, Tanzania, Ivory Coast, Guinea Bissau, Mozambique, and Indonesia. According to estimates by DCCD, the production of raw cashewnuts in India during 2016-2017 was 7,79,335 M.T. as against the estimated production of 6,70,300 M.T. during 2015-2016.

Estimates of Indian Production of Raw Cashewnuts (Last five years)

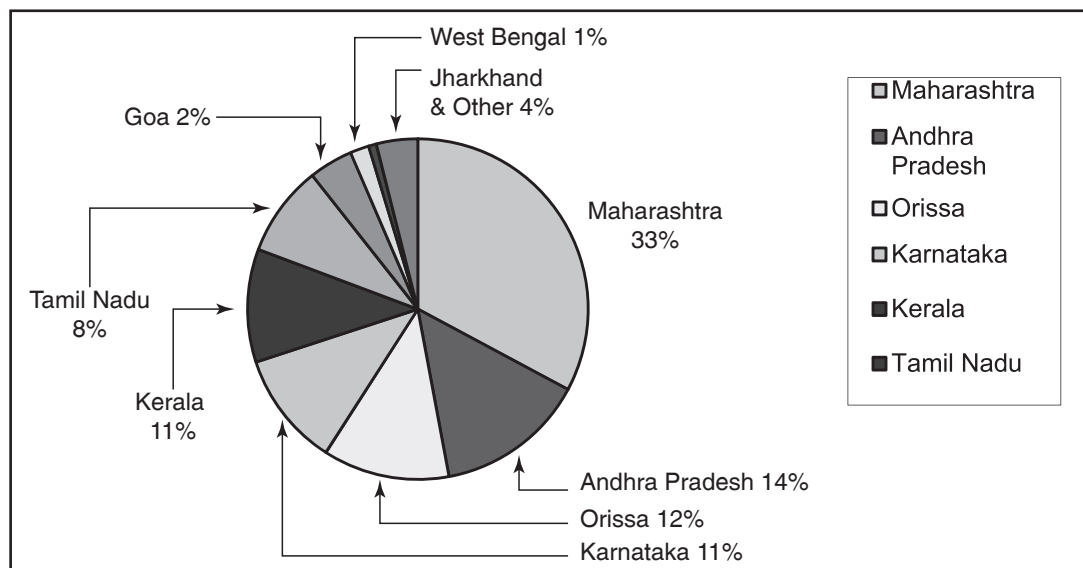
(A –Area in ha)

(P – Production in MT)

	2012-13			2013-14			2014-15			2015-16			2016-17		
STATES	A	P	% Share of P	A	P	% Share of P	A	P	% Share of P	A	P	% Share of P	A	P	% Share of P
MAHARASHTRA	184200	224640	30.84	184200	242610	32.94	186200	235000	32.40	186200	220000	32.82	186200	256610	32.93
ANDHRA PRADESH	183950	118144	16.22	184950	100420	13.63	185450	100000	13.79	185570	95500	14.25	185570	111390	14.29
ORISSA	163910	100840	13.84	166910	85710	11.64	180410	85500	11.79	182910	80500	12.01	182910	93895	12.05
KARNATAKA	121880	74640	10.25	124110	80610	10.94	124710	80500	11.10	125860	73000	10.89	126710	85147	10.93
KERALA	84880	76960	10.56	84930	83120	11.28	84530	80000	11.03	87010	72000	10.74	87285	83980	10.78
TAMILNADU	136420	62400	8.57	139420	67390	9.15	140420	67000	9.24	141330	58000	8.65	141330	67650	8.68
GOA	57470	29950	4.11	57970	32350	4.39	58170	32000	4.41	58170	28000	4.18	58170	32659	4.19
WEST BENGAL	11000	12060	1.66	11160	13030	1.77	11360	13000	1.79	11360	12000	1.79	11360	12960	1.66
JHARKHAND	11500	4640	0.64	14500	1200	0.16	14830	4500	0.62	14830	5000	0.75	14830	5830	0.75
OTHERS	27000	24200	3.32	38090	30120	4.09	41120	27920	3.85	41750	26300	3.92	41125	29214	3.75
TOTAL	955210	704274	96.68	1006240	736560	100	1027200	725420	100.00	1034990	670300	100	1035490	779335	

Source: Directorate of Cashewnut & Cocoa Development, Cochin

PRODUCTION OF RAW CASHEWNUTS IN INDIA SHARE OF DIFFRENT STATES (2016-17)



5. IMPORT OF RAW CASHEWNUTS

- 5.1 The total raw cashewnuts imported into India during 2016-2017 was 7,70,446 MT valued at Rs.8839.42 Cr. as against the import of 9,58,339 M.T. valued at Rs. 8561.01 Cr. achieved during 2015-16. The unit value of import price for raw cashewnut was Rs. 114.73/kg. during 2016-17 as against Rs.89.33 /kg during the previous year. (Source: DGCI&S, Kolkatta).
- 5.2. The major sources of raw cashewnut import were Ivory coast, Tanzania, Guinea Bissau, Benin, Ghana, Mozambique, Nigeria, Senegal, etc.

6. IMPORT OF CASHEW KERNELS INTO INDIA

- 6.1 Cashew Kernels, plain as well as roasted & salted are being imported into India from other producing countries.
- 6.2 Import of cashew kernels into India during the last three years are :-

IMPORT OF CASHEW KERNELS INTO INDIA

Year	Wholes		Broken		Others		Total	
	Qty (MT)	Value (Rs.Cr.)	Qty (MT)	Value (Rs.Cr.)	Qty (MT)	Value (Rs. Cr.)	Qty (MT)	Value (Rs.Cr.)
2012-13	1343	28.07	4728	73.15	79	0.95	6150	102.17
2013-14	827	28.52	4089	74.30	64	0.99	4980	103.81
2014-15	246	11.24	576	16.27	135	2.71	957	30.22
2015-16	1980	83.53	1131	54.58	110	1.40	3221	139.51
2016-17	2523	111.03	1188	73.40	142	8.64	3853	193.07

Source : DGCI&S, Kolkatta

7. THE CASHEW EXPORT PROMOTION COUNCIL OF INDIA

7.1. Membership in the Council

- 7.1.1 As on 31st March 2017 the Cashew Export Promotion Council of India had 242 Ordinary Members and 120 Associate Members.

7.2 Extra Ordinary General Meeting

- 7.2.1 An Extra Ordinary General Meeting of the Council was held on 26th May 2016 at Cashew Bhavan, Kollam, to discuss on the issues related to the imposition of Import Duty on Raw Cashewnuts by the Govt. of India.
- 7.2.2 In the meeting, a resolution to request the Government of India to roll-back the import duty was passed unanimously.

7.3 Annual General Meeting

- 7.2.1 The 61st Annual General Meeting of the Council was held at HotelSeaPalace, Kollam on 29th September 2016.

7.3 Membership in the Committee of Administration

7.3.1 At the AGM, five retiring members who opted for re- election, viz.

1. Shri. Santhosh D'Silva, M/s. Santhosh Cashews, Karnataka
2. Dr. R. K. Bhooles, M/s. Kairali Exports, Kollam
3. Shri. C. Yohannan, M/s. Carmel Cashews, Kollam
4. Dr. Noorudeen Abdul, M/s. M.Abdul Rehuman Kunju, Kollam
5. Shri. M. Ramakrishnan, M/s. Pratipa Cashews, Tamilnadu

7.3.2 All the above five retiring members and five new candidates submitted their nominations for membership in the Committee of Administration. Thus ten candidates stood for the election for the five vacancies in the Committee of Administration.

7.3.3 As per the instruction received from the Ministry of Commerce & Industry, Govt. of India, E-voting was entrusted with M/s Central Depository Services (India) Ltd., Mumbai. M/s. JKM Associates, Cochin was appointed as the scrutinizer for the e-voting process and declaration of results etc.

7.3.4 After the e-voting, the Scrutinizer announced the results at the AGM. The Scrutinizer declared that all the Resolutions were passed and the following FIVE candidates have scored maximum votes among the ten candidates and thus elected to the Committee of Administration of the Council.

1. Dr. R. K. Bhooles, M/s. Kairali Exports, Kollam
2. Shri. C. Yohannan, M/s. Carmel Cashews, Kollam
3. Dr. Noorudeen Abdul, M/s. M.Abdul Rehuman Kunju, Kollam
4. Shri. M. Ramakrishnan, M/s. Pratipa Cashews, Tamilnadu
5. Shri Satheesh Kumar.N., M/s. Kumar Cashew Exports, Kollam was newly elected to the Committee of Administration.

7.4 Chairman and Vice-Chairman

7.4.1 At the meeting of the Committee of Administration of the Council held on 29th September 2016, Shri P. Sundaran of M/s. Sreelekshmi Cashew Company, Kollam was unanimously elected as Chairman for the year 2016-17.

7.4.2 For the post of Vice Chairman, there was only one nomination viz. Dr. R.K. Bhooles and hence Dr. R.K. Bhooles was unanimously elected as Vice-Chairman of the Council for a term of one year.

7.4.2 Shri K. Sasi Varma continued as Executive Director & Secretary upto 31st July 2016. Mrs. Sree Rajmohan was given charge of the Executive Director & Secretary from 1st August, 2016, on retirement of Shri. K. Sasi Varma. Shri S. Kannan joined as the Executive Director & Secretary of the Council with effect from 4th November 2016 and continued during the year 2016-17.

7.5 Meetings of the Committee of Administration

7.5.1 During the year 2016-2017, there were 13 meetings of the Committee of Administration had been conducted.

7.6 Panels

7.6.1 The following Panels helped the Committee of Administration to transact the business efficiently and expeditiously:-

- i. Panel for Finance, Staff matters & Administration.
- ii. Panel for Export Promotion.
- iii. Panel for Quality Assurance & Nutrition Studies.
- iv. Panel for Printing & Publicity.
- v. Panel for Laboratory Matters.
- vi. Panel for Membership.
- vii. Panel for RCN Production Co-ordination.

8. EXPORT/IMPORT POLICY

8.1 Export of Cashew Kernels and Cashewnut Shell Liquid & Cardanol

8.1.1 Export of Cashew Kernels, CNSL and Cardanol could be carried out by any person having an IE Code. Cardanol continued to be included in the list of items under Minor Forest Produce.

8.2 Imports

8.2.1 Cashew Kernels

8.2.1.1 Customs duty for import of cashew kernels into India continued as per the customs notification. (Notification No. 27/2013 dated 10th May 2013) at the rate of Rs. 60 or 45% (whichever is higher), for "Cashew Kernels, broken" (ITC HS Code 080 13210) and Rs. 75 or 45% (whichever is higher) for Cashew Kernel Wholes (ITC HS Code 080 132220).

8.2.1.2 The minimum import price also continued as per Notification No.53, (RE-2013)/2009 -2014 dated 2nd December 2013 issued by the DGFT as Rs.288/- per kg for "Cashew kernel, broken" (ITC HS Code 080 13210) and Rs.400/- per kg for Cashew Kernels- wholes (ITCHS Code 080 132220).

8.2.2 Raw Cashewnuts

8.2.2.1 Though imports of raw cashewnuts continued to be under OGL and 5% Basic Customs Duty was imposed on RCN with effect from 1st March 2016, with other related levies such as Special Additional Duty, Cess was charged. Accordingly, the total compounded duty effect works out to 9.36%. The Council has represented to the Government of India to roll back this import duty imposed on raw cashewnuts.

8.3. Export Incentives

8.3.1 The Duty drawback continued to be at the same of 1% on FOB value.

- 8.3.2 MEIS is available on FOB value of exports @ 3% for cashew kernels, 5% for roasted salted cashew kernels and 3% for CNSL and Cardanol.

9. PRODUCTION DEVELOPMENT

- 9.1. Directorate of Cashewnut & Cocoa Development under the Ministry of Agriculture and Co-operation looking after the production development of cashew in the country. According to their estimates, the production of raw cashewnuts in India during 2016-17 was 7,79,335 M.T as against the estimated production of 6,70,300 MT during 2015-16.
- 9.2 The Council has been representing at all relevant forums, the need for increasing the domestic production of raw cashewnuts in the country.

10. PUBLICITY & ADVERTISEMENT

- 10.1 Council continued to publish its magazine, the monthly Cashew Bulletin, Directory of Indian Cashew Exporters and also brought out other publicity brochures during the year.

11. CONVENTIONS / EXHIBITIONS / TRADE DELEGATIONS

- 11.1 Council participated in the 35th World Nut and Dried Fruit Congress organized by the International Dried Fruit Council (INC) at San Diego, California, USA from 30th May to 1st June 2016. Indian cashew industry was represented by an eleven member delegation under the leadership of the CEPCI Chairman, Shri P. Sundaran. The Chairman also attended the Steering Committee Meeting of the Global Cashew Council held on 30th May 2016.
- 11.2 The Cashew Export Promotion Council of India (CEPCI) participated in the SIAL 2016 organized at Paris, France from 16th to 20th October 2016. This is one of the most important food and beverages fairs in European region and is quite a popular one with potential buyers visiting from all over the world. The CEPCI member, M/s Tasty Nut Industries had independent booth in the CEPCI Pavilion. Ms. Sree Rajmohan, Joint Director has represented the CEPCI in the fair.
- 11.3 The CEPCI participated in the Food Week Korea, Seoul, Korea from 2nd to 5th November 2016. Korea is one of our developing market and our participation has improved our exports to this region. Member exporters participated in this event through CEPCI stall. The CEPCI stall was organized by Mr. R. Kalyana Krishnan, Administrative Officer of the Council.
- 11.4 The CEPCI participated in the Gulfood 2017 – one of the World's Biggest Annual Food and Hospitality Show, held at Dubai from 26th February to 2nd March 2017 at Zabeel Hall, Dubai International Convention & Exhibition Centre, Dubai, UAE. The Council organised a "CEPCI Pavilion" at the fair and 5 member exporters participated through individual stalls under the Pavilion and exhibited their products. The co-exhibitors at the CEPC Pavilion were: M/s. M. Madhavaraya Prabhu, Karnataka, M/s. Bola Surendra Kamath & Sons, Karkala, M/s. Reliable Cashew Co. Pvt. Ltd, New Mangalore, M/s. Tasty Nut Industries, Kollam, M/s. Alin Cashews, Kollam. Apart from this, about 20 member exporters also participated through Council's stall. The participation highlighted the higher potential and increased demand for Indian Cashew Products in the Middle East region. Shri. P. Sundaran, Chairman and Dr. R.K. Bhooches, Vice Chairman participated in the event. Mrs. P.K. Jaya, Accounts Officer of the Council managed the Council's stall and participation.

11.5 Mr. P. Sundaran, Chairman, Dr. R.K. Bhooches, Vice Chairman & Mr. S. Kannan, Executive Director & Secretary participated in the 3rd Edition of the World Cashew Convention 2017 held at Singapore during 9th – 11th February 2017 and interacted on global RCN production as well as cashew kernel markets with many leading associations like ACA, CCA, CBT, INCAJU, NCAN, KCMA, AFI US and government delegates from different countries.

11.6 The CEPCI participated in the Foodex 2017. Tokyo, Japan from 7th to 10th March 2017. Japan is one of our traditional markets and our participation in this fair is to retain / revive our presence in this region. Chairman and other members were present at CEPCI stall. Mr. S. Kannan, Executive Director & Secretary, represented the CEPCI stall at FOODEX.

11.7 Report on the Council's participation in the various exhibitions and delegations along with the trade enquiries received were circulated among members for information and follow-up.

12. ASSISTANCE FOR EXPORT PROMOTION ACTIVITIES TO EXPORTERS

12.1. Market Development Assistance (MDA) Schemes

12.1.1 During 2016-17, the Council had received MDA approval for Buyer Seller Meet/ Trade Delegations Abroad, Participation in World Nut & Dried Fruit Congress, Publications / Publicity materials for promotion abroad and Awareness Seminars. Assistance was not available for exporters for participation in trade fairs.

12.2 Market Access Initiative (MAI) Schemes

12.2.1 The Council received approval under MAI for our participation in the following fairs and successfully participated:

1. SIAL, Paris
2. Food Week Korea, Seoul
3. Gulfood, Dubai
4. Foodex, Tokyo

12.3. FIVE YEAR PLAN SCHEMES

12.3.1. The Ministry of Commerce and Industry, Department of Commerce, Government of India approved the XII Plan Scheme proposals of the council containing two components viz.

1. Process Mechanisation and Automation of Cashew Processing Units
2. Quality up-gradation and Food Safety Certifications

12.3.2 The plan scheme period is from 2012-13 to 2016-17 with a grant component equivalent to 33.33% of the total eligible investment. The maximum total grant eligibility for member exporter is Rs. 100 lakhs for Process Mechanisation and Automation and Rs. 5 lakhs for Quality up-gradation and Food Safety Certifications. For associate members the maximum eligibility would be Rs. 10 lakhs and Rs. 2.5 lakhs respectively. However due to paucity of funds and as decided by the selection committee the council could release only 50 % of the eligible grant during the year 2016-17 and requested the Government to consider releasing additional funds for effecting the eligible payment in full.

12.3.3. During 2016-17, the grant-in-aid of Rs. 6 crore was released to 58 member exporters.

13. MEETINGS / SEMINARS / WORKSHOPS

- 13.1 A Meeting of the Selection Committee for approval of grant in aid under the XII Plan under the Chairmanship of Director, Ministry of Commerce was held on 14th February, 2017 at Cashew Bhavan, Kollam.
- 13.2 A meeting was convened by Smt. Nirmala Sitharaman, Honourable Minister of Commerce and Industry, on 5th April 2016 to discuss export trends in 2015-16 and interventions required to strengthen India's export. Mr. P. Sundaran, Chairman and Mr. K. Sasi Varma, Executive Director & Secretary attended the meeting.
- 13.3 A meeting was organized by FICCI on 'FICCI-EXIM Bank Capacity Building Programme on Promoting Trade and Investments with BRICS Countries' at Cochin on 12th April 2016. Mrs. Sree Rajmohan Joint Director attended the meeting.
- 13.4 The CEPCI organized meetings on 21st April 2016 and 26th April 2016 to gather opinion of the exporters on SION revision. Mr. N.N. Menon, Trade Consultant and Mr. T.V. Hariharan, Chartered Accountant was present at the meeting to give guidelines.
- 13.5 A meeting with Finance Minister, Shri Arun Jaiteley, and Director General of Foreign Trade, Shri. Anup Wadhavan was arranged on 6th May 2016 to discuss on the issues due to the imposition of Import duty. Mr. P. Sundaran, Chairman, Shri. R.K. Bhooches, Member, CoA, and Mr. K. Sasi Varma Executive Director & Secretary attended the meeting.
- 13.6 The CEPCI in association with FIEO Kochi and JDFT Kochi had organized an awareness seminar for Cashew Processors / New Entrepreneurs at Hotel Highway Castle, Kasargod on 7th June 2016. More than 70 delegates attended the seminar.
- 13.7 An interactive meeting on Income Tax Awareness with the members of the Council and Income Tax officials was held at the CEPCI on 14th July 2016.
- 13.8 A meeting with the delegation from Ivory Coast was held at CEPCI with the members of the Committee of Administration on 28th July 2016. The meeting addressed various issues related to import of raw cashewnuts from Ivory Coast.
- 13.9 The Council conducted a press meet at Thiruvananthapuram on 22nd September 2016, to highlight the Industry's five-point prayer to the Government of India to roll back the import duty on raw cashewnuts, modify SION and to introduce a special financial revival package to help the industry tide over the present crisis situation. This press meet was attended by around 80 members of the media and has got wide national level coverage.
- 13.10 A precursory meeting was held on 26th September 2016 at Kerala Institute of Entrepreneurship Development (KIED), Kochi to discuss suggestions and recommendations for National Workshop on Export Marketing Assistance & Technology up-gradation (MATU) in October 2016. Mrs. P. Supriya, Trade Promotion Officer of the Council attended the meeting.
- 13.11 Study visit of the Committee on papers laid on the table, Rajya Sabha to Thiruvananthapuram was held on 27th & 28th September 2016 at Kovalam. Mr. P. Sundaran, Chairman, CEPCI, Dr. Bhooches,

Member, Committee of Administration, Mr. K. Sasi Varma, Advisor, Mrs. Sree Rajmohan, Joint Director and Mrs. P.K. Jaya, Accounts Officer attended the meeting.

- 13.12 An awareness/interactive meeting on GST was organized by the Central Board of Excise and Customs, on 24th October 2016 at Central Excise Division, Kollam. Dr. R.K. Bhooches, Vice Chairman, and other Officers attended the meeting.
- 13.13 The CEPCI in association with M/s. Foretell Business Solutions Pvt. Ltd., Bangalore, organised an interactive meeting with the officials of the Cashewnut Board of Tanzania on 6th October 2016 at Kollam. Members of the Council attended the discussions. The meeting discussed various issues related to raw cashewnut trade between India and Tanzania. More than 30 CEPCI member exporters / processors participated in the interactive meeting.
- 13.14 CEPCI attended a two days National Workshop on Export marketing to boost export business from India in October 2016 at Cochin organized by the MSME Development Institute and also made a presentation on the assistance extended to promote exports of cashew and allied products from India.
- 13.15 CEPCI attended the National Conference on Cashew and Cocoa 2016 at Goa on 7th & 8th November 2016 organised by the Directorate of Cashewnut & Cocoa Development and made a presentation on a road map to increase production of raw cashewnuts in India.
- 13.16 CEPCI in association with the Central Excise & Customs Department organized a seminar on GST for its Members on 27th December 2016 at Cashew Bhavan, Kollam. The seminar covered detailed information on GST and demonstrated the process of filing migration forms from VAT and also for new registrations. Mr. Senthilnathan, Joint Commissioner, Dr. Raji, Asst. Commissioner and other senior officers of Central Excise, Kollam / Trivandrum clarified the participant's doubts in a detailed interactive session held during the programme.
- 13.17 CEPCI attended the Annual Group Meeting of Scientist of the All India Coordinated Research Project (AICRP) on Cashew at Vridhachalam on 29th December, 2016.
- 13.18 CEPCI attended the Meeting of the Department Related Parliamentary Standing Committee on Commerce held on 9th January 2017 at Bolgatty Palace, Kochi. The points highlighted during the discussions include Roll back of import duty imposed on RCN, Reinstating the Export Incentives to the previous VKGUY levels, Restructuring SION, Implementation of CEPCI Road map on RCN production to attain 20 lakhs MT by 2025. Mr. P. Sundaran, Chairman, Dr. R.K. Bhooches, Vice Chairman, Mr. S. Kannan, Executive Director & Secretary, Mr. R. Kalyana Krishnan, Ms. N. Priya & Ms. S. Renu of the CEPCI attended the meeting.
- 13.19 The CEPCI in association with Central Excise, Customs and Service Tax Division organised a seminar on GST at Neyveli on 17th February 2017 for educating the impact and clearing doubts/uncertainties regarding GST to the members of the cashew industry in Tamil Nadu.
- 13.20 The CEPCI organised an interactive session with officials of Regional Research Station, Vridhachalam, under Tamil Nadu Agricultural University on 17th February 2017. Officials of Horticulture Department and farmers also participated in the interactive session to formulate specific programs for promoting RCN production in Tamil Nadu.

- 13.21 The DDGFT, Trivandrum in association with FIEO and DIC, Kollam organized a workshop on “Awareness to International Trade” for the new and upcoming entrepreneurs at Quilon Beach Hotel, Kollam on 23rd February 2017. Dr. R. K. Bhooches, Vice Chairman handled a session on “Log on to Exports” at the workshop.
- 13.22 Mr. P. Sundaran, Chairman, Dr. R.K. Bhooches, Vice Chairman & Mr. S. Kannan, Executive Director & Secretary participated in the interactive meeting organized by FIEO with Ms. Rita Teatota, Commerce Secretary and Shri. A. K. Bhalla, DGFT at Marriot Hotel, Kochi on 16th March 2017 and submitted representation mainly focusing on MEIS incentive increase, duty roll back, RCN crisis, sufficient plan fund allocation for Grant- in aid and SION revision.
- 13.23 CEPCI organized a meeting with officials of the Directorate of Cashew Research, Directorate of Cashewnut & Cocoa Development, Karnataka Cashew Development Corporation, State Horticulture Department and farmers of cashew as a part of promoting sustainable RCN production in Karnataka at Mangalore on the 17th March 2017. Dr. R. K. Bhooches, Vice Chairman presented our proposal for increasing the RCN production named “Roadmap to 2025” projecting a domestic production of 20 lakh MT by 2025.
- 13.24 CEPCI organized a GST Seminar at Mangalore for its Members from Karnataka/Goa on 17th March 2017. Experts from M/s. Tally Solutions Pvt. Ltd, handled the sessions on GST and clarified the doubts of the delegates during the Q& A Session. The main topics covered were GST-Overview, Registrations, Returns, and Software for GST. Dr. R. K. Bhooches, Vice Chairman handled a session on “Impact of GST on Cashew Industry” and explained the concepts and effects of GST, during various stages like, Import of RCN from LDC countries, High-sea sales, Exports, Purchase in course of exports etc.

14. TRADE ENQUIRIES

- 14.1. During 2016-17 the Council received 119 (foreign 84 and Indian 34) trade enquiries directly from buyers interested in cashew kernels/cashewnut shell liquid/ allied products and offers for supply of raw cashewnuts. All these enquiries and offers were circulated among the Council Members for necessary follow-up.
- 14.2 Trade enquiries received at the Council's stand in the international exhibitions were also circulated to the members for necessary action at their end.

15. PROBLEMS TAKEN UP WITH AUTHORITIES

- 15.1 Due to demonetization of high value currency and the restrictions imposed for cash withdrawal from the current account, cashew sector has faced serious cash crunch and could not disburse weekly wages to its labourers. CEPCI has requested the Government of India and Reserve Bank of India for revising the weekly withdrawal limit to Rs.3.00 lakhs per factory for effecting the payment to workers.
- 15.2 The CEPCI took up the issue of bringing cashew under 5% slab of the GST with Hon. Union Finance Minister, Minister of State (Finance), Govt. of India and the Finance Ministers of respective states, who are the members of the GST Council. A delegation led by the Chairman, Vice-Chairman and Executive Director & Secretary had interactive meetings with the Hon'ble Chief Minister, Finance Minister and Cashew Minister, Govt. of Kerala in this regard. Meetings with other Finance Ministers of cashew growing / processing states were also conducted on the subject.

- 15.3 Mr. P. Sundaran, Chairman, Dr. R. K. Bhooades, Vice Chairman and Mr.S. Kannan, Executive Director & Secretary had discussions with the Commerce Secretary, Joint Secretary at Delhi on 15th January 2017 at New Delhi and presented the major issues namely inadequate budget outlay for Plan Scheme and revision of incentive. The issue on revising SION has been presented to the DGFT. Representations were submitted to consider withdrawal of import duty, modification in SION, hike in MEIS and additional fund required for effecting payment under Plan Scheme.
- 15.4 CEPCI appeared for the joint hearing of Stake holders, TAMP, Cochin Port Trust and IGTPCL as directed by the Hon'ble High court of Kerala against the hike in port charges on 17th January 2017 at Kochi and submitted its arguments against the hike in charges imposed.

16. CEPCI LABORATORY & RESEARCH INSTITUTE

- 16.1. The Laboratory cum Technical Division, the research and analytical wing of the Cashew Export Promotion Council of India was set up in 1997 with the assistance from the Government of India and is engaged in carrying out analytical as well as basic, applied and advanced researches in chemistry, bio-chemistry, bio-technology, food technology, microbiology and environmental sciences aimed at promoting export of quality cashew kernels to various parts of the world. The services of this Laboratory & Technical Division are available not only to cashew industry, but also to the entire food and other related processing industry in India and abroad.

The Laboratory comprises of three divisions covering following disciplines:

- Chemistry
- Microbiology
- Biotechnology

- 16.2. The laboratory has state-of-the-art equipments like LC-MS/MS, GC-MS/MS, HPLC, AAS, RT-PCR, FTIR and a fully Automated Microbial Analytical system. The Laboratory adopts double-blind protocols and procedures as prescribed by the Indian FSA, the USFDA, AOAC, ISO and Codex Alimentarius Commission.
- 16.3. The CEPC laboratory is an accredited body for testing and certification of food quality and safety. The laboratory regularly participates in proficiency testing (PT) Inter laboratory Comparison(ILC) programmes organized by international/national agencies. The analytical and scientific expertise available with the laboratory is being extended to other educational, industrial and research organizations also. The research and training wing provides guidance and facilities to students pursuing Ph.D / M.Phil / M.Sc. / B.Sc. in Chemistry, Bio-chemistry, Biotechnology, Microbiology and Environmental Sciences. Training facility of the laboratory is fully equipped with state of the art equipments, dedicated training team, lecture rooms, library etc. Regular training programs are organized in the analytical field and Food Safety Management Systems. Our certificates are widely accepted and are highly regarded by job seekers and upcoming entrepreneurs. Hands-on training is provided to students and working professionals using the latest techniques and instrumentation in microbiological & chemical analysis to meet the growing needs of the Industry. The laboratory also designs and takes up tailor made customer specific training modules. The laboratory conducts awareness training to workers / supervisors on Good Manufacturing Practices in food processing / production units.

- 16.4. The CEPCI Laboratory at Kollam continued serving the industry in analyzing, testing, training and rendering advice on technical matters.
- 16.5. Considering the need and services being rendered and future prospects, the CEPCI laboratory has been renamed as “CEPCI Laboratory & Research Institute” and launched the FSSAI Services to the Food Industry in a function on 18th January 2017 at Cashew Bhavan, Kollam.
- 16.6. The renaming function of the CEPCI Laboratory was inaugurated by Smt. J. Mercykutty Amma, Hon’ble Minister for Fisheries, Harbour Engineering and Cashew Industry, Govt. of Kerala. Smt. K. K. Shylaja Teacher, Hon’ble Minister for Health & Social Justice, Govt. of Kerala launched the FSSAI services of the CEPCI Laboratory & Research Institute to the Food Industry. Shri. N.K. Premachandran, MP and Shri. M. Noushad, MLA gave the felicitation addresses. The meeting was a grand success with participation of CEPCI Members, Food Business Operators & FSSAI officials.

17. ANALYTICAL SERVICES

17.1 Routine analysis of Samples

- 17.1.1 During the period 2016-2017, there were 7656 Cashew kernels and other samples analyzed in the laboratory for different quality parameters and results furnished as detailed below.

Sl.No.	Division	Samples Tested			Total No. of samples
		Cashew	Water	Others	
1.	Microbiology	544	1104	1738	3386
2.	Chemistry	1419	1011	701	3131
3.	Biotechnology	842	-	297	1139

17.2 Testing in Processing Units (Gas Analysis)

- 17.2.1 On demand from the cashew exporters, the gas analyzer of the laboratory was taken to various cashew processing units, and the quantity of oxygen, carbon dioxide and nitrogen in filled tins / pouches were tested.

17.3 Collection of Samples from field (Swab & air samples)

- 17.3.1 Two hundred and ninety seven swab and twelve air samples were collected from different units and tested in the laboratory.

17.4 Country of Origin Certificates

- 17.4.1. During 2016-2017, the laboratory issued the following certificates of origin to cashew exporters.

1.	Certificate of Origin	41 Nos.
2.	Certificate of Origin (APTA)	10 Nos.

17.5 Accreditations/ Recognitions

- 17.5.1. This DSIR (Department of Scientific and Industrial Research, Govt. of India) recognized Lab has NABL accreditation for Chemical and Biological analysis of food, agricultural products and water; recognition by Bureau of Indian Standards (BIS) for analyzing packaged drinking water and 'A' Grade certification of approval from the Kerala State Pollution Control Board for analysis of drinking water, waste water and solid wastes.

17.6 University Recognitions

- 17.6.1. The CEPCI Laboratory is a recognized Doctoral Research Centre of Kannur University for Microbiology, Biotechnology and Chemistry while Kerala University has recognized the Laboratory for pursuing Doctoral research in disciplines of Microbiology and Biotechnology.

17.7 FSSAI Approval

- 17.7.1. The Food Safety and Standards Authority of India (FSSAI) under the Ministry of Health and Family Welfare, Govt. of India has notified the CEPCI Laboratory & Technical Division as an approved laboratory for the purpose of carrying out analysis of food samples taken under section 47 of FSS Act 2006. The FSSAI approval is yet another achievement for the laboratory and will be of immense help to the food processing sector which otherwise often had to send the samples to other states for testing under FSSAI.

17.8. TRAINING PROGRAMMES

- 17.8.1 During the year 2016-2017, the laboratory conducted various training programmes in the following areas:
1. Microbiological Analysis of Food and Water
 2. HACCP
 3. Chemical Analysis of Food and Water
 4. Instrumentation techniques of food analysis
 5. Instrumentation techniques in Molecular Biology
 6. Training on HPLC & GC
 7. Training on HPTLC
 8. Instrumentation training in biotechnology
 9. Molecular Techniques in Biotechnology
 10. Fermentation Technology of industrially important microorganisms for Amylase production.
- 17.8.2. Students, candidates from different research and educational institutions attended these training programmes.

17.9 B.Sc. / M.Sc. / Ph.D PROJECT PROGRAMMES

B.Sc. /B.Tech Project

Assistance, guidance and necessary facilities were provided to students from various colleges for the successful completion of their B.Sc. / B.Tech Project works.

M.Sc / M.Tech Project

During the year, the laboratory provided assistance and guidance to M.Sc. /M.Tech students from various Universities to carry out their dissertation work. The students were provided with necessary facilities for literature survey, analysis of samples and preparation of project reports.

Ph D

Four research scholars have carried out their doctoral research at our centre. The details are as follows:

Sl. No.	Department	Topic
1.	Biotechnology	Remediation of Environmental pollution in and around cashewnut processing units in Kerala by microbial agents.
2.	Biotechnology	Production, purification and characterization of a thermostable alpha amylase from <i>Streptomyces griseus</i> TBG19NRA1.
3.	Microbiology	Isolation and Characterization of Probiotic bacteria and develop probiotic enriched food.
4.	Biotechnology	Cloning and over expression of thermostable fungal phytase gene (phy A) in yeast expression system <i>Pichia pastoris</i> .

17.10 MEETINGS / SEMINARS / WORKSHOPS / TRAININGS ATTENDED

Sl. No.	Particulars	Conducted on	Scientist in charge
1.	NABL Assessor Conclave at Kochi	2 nd April 2016	Smt. Mayarani. C.B. (Asst. Principal Scientist)
2.	Workshop on ISO 17025 Revision of Standard at CMTI, Bengaluru	16 th April 2016	Smt. Mayarani. C.B. (Asst. Principal Scientist)
3.	Technical Seminar on 'Waters Series of Technology Events regarding LC MS at Thiruvananthapuram	10 th May 2016	Dr. Asish. G.R (Asst. Principal Scientist)
4.	Cashew Tech Expo 2016, Cashew processing, packing machines exhibition organized by Tamil Nadu Cashew Processors & Exporters Association at Panruti	1 st October 2016	Smt. Mayarani. C.B. (Asst. Principal Scientist)
5.	Seminar on Perspectives of Regulators on Rapid Microbiology organized by Biomerieux India Pvt. Ltd. at Bangalore.	7 th November 2016	Smt. Mayarani. C.B. (Asst. Principal Scientist)

17.11 MEETINGS / SEMINARS / WORKSHOPS/ AWARENESS PROGRAMMES CONDUCTED

1. Training – Workshop titled “Molecular Technique in Biotechnology”

The CEPCI Laboratory had conducted a 2 day Training – Workshop titled “Molecular Technique in Biotechnology” at Cashew Bhavan, Kollam on 4th & 5th July, 2016. A total of 43 participants drawn from various colleges under Kerala University took part in the workshop.

2. Workshop on Thesis/Article/Report Writing & Biostatistics

The CEPCI Laboratory and Technical Division had conducted a 4-day workshop on Thesis/Article/Report writing (27th-28th July, 2016) and Hands on Workshop on Biostatistics (29th – 30th July, 2016) at Cashew Bhavan, Kollam. This workshop was intended to bestow good information on biostatistics and thesis writing skills for research scholars and students. A total of 28 participants from different research and educational institutions participated in the workshop.

3. HACCP-RSPH (LEVEL 3) Training cum Workshop

A three days HACCP-RSPH Level 3 Training Program cum Workshop, approved by the Royal Society for Public Health (RSPH), UK was conducted by the CEPCI Laboratory, in association with the International Institute for Certification and Training (IICT) during 29th June to 1st July 2016, 16th to 18th August 2016 and 28th to 30th November, 2016 respectively at Cashew Bhavan, Kollam. All the Fifty three candidates who attended the training came out successfully in the evaluation carried out directly by RSPH, UK.

The training was conducted by Shri. A. Govindan, approved tutor for IRCA UK approved Lead Auditor Courses, Shri. P. Mohan, Retired Director (Bureau of Indian Standards), Lead Auditor (QMS/FSMS/EMS) & Mrs. Mayarani. C.B., Asst. Principal Scientist, CEPCI Laboratory & Technical Division, Kollam.

4. Seminar on “Biological Application on Environmental Engineering”

The CEPCI Laboratory conducted a one-day seminar on “Biological Application on Environmental Engineering” on 22nd August, 2016 at Cashew Bhavan, Kollam. This seminar intended to disseminate authentic and useful information on environmental engineering for research scholars and students. 50 participants from different research and educational institutions took part in the seminar.

5. Seminar on Biostatistical Analysis

The biotechnology department of the CEPCI Laboratory and Technical Division conducted a two-day seminar on “Bio statistical Analysis” on 16th-17th December, 2016 at Cashew Bhavan, Kollam. The seminar was well attended by the 18 students from various colleges of the Kerala University.

6. Technical Skill Training

The CEPCI Laboratory and Technical Division, in association with the Loyola College Society, Chennai has organised a two days technical skill strengthening and awareness programme between 14th and 15th December 2016 to 51 small & medium entrepreneurs from the cashew sector from Panruti. The training programme focused on factory hygiene, safety measures at factories, quality control etc.

7. Promotional Campaign

As a part of our laboratory promotional activities, promotional messages on our laboratory was released through Club FM 94.3 and Red FM 93.5, covering Trivandrum & Kochi Stations during December 2016 & January 2017.

Sd/-
S. KANNAN
Executive Director & Secretary

Sd/-
P. SUNDARAN
Chairman

Kollam : 691 001
Date : 31-08-2017



A C C O U N T S

**THE CASHEW EXPORT PROMOTION COUNCIL OF INDIA
KOLLAM – 691 001
(A Company Limited by Guarantee)**

**REPORT OF THE COMMITTEE OF ADMINISTRATION ON
THE BALANCE SHEET AND INCOME & EXPENDITURE ACCOUNT
FOR THE YEAR 31ST MARCH 2017**

The Members of the Committee of Administration have pleasure to present the audited Balance Sheet and Income & Expenditure Account of the Council for the year ended 31st March 2017, as required by the Ministry of Commerce & Industry, Government of India.

The Council is an organization working on “No-Profit-No-Loss” basis. The trade contribution received each year is treated as an advance. The trade contribution required for a year is taken from gross amount and the balance is carried over to the next year. The Trade Contribution over and above the requirements for the year 2016-17 amounting to Rs. 47,46,185.09 is added to the “Trade Contribution received in Advance” shown under the head “Other Current Liabilities” on the liability side of the Balance Sheet. As a result, there is neither any excess of income over expenditure nor otherwise during the financial year 2016-17.

Sd/-
S. KANNAN
Executive Director & Secretary

Sd/-
P. SUNDARAN
Chairman

Sd/-
R.K. BHOODES
Member
Committee of Administration

Kollam : 691 001
Date : 31-08-2017

K.VENKATACHALAM AIYER & CO.,
Chartered Accountants

Offices: Kochi (H.O), Kottayam, Palakkad,
Thiruvananthapuram, Bengalure and New Delhi

Partner in charge: T.V. Hariharan, M.Sc., F.C.A., D.M.A (ICA)

Fax: (0474) 2751572

Phone: Office: 2744515

2751572

E-mail: kvaiyerkollam@yahoo.com

MAIN ROAD
KOLLAM-691 001.

Ref:

REPORT OF THE INDEPENDENT AUDITORS TO THE MEMBERS OF THE CASHEW EXPORT
PROMOTION COUNCIL OF INDIA, KOLLAM-691001

Report on the Financial Statements

We have audited the accompanying financial statements of THE CASHEW EXPORT PROMOTION COUNCIL OF INDIA, KOLLAM-691001, which comprise the Balance Sheet, as at 31st march 2017 and the statement of Income and Expenditure for the year ended and a summary of significant accounting policies and other explanatory information.

Responsibility of the Council's Management for the Financial Statements

Council's Management is responsible for the preparation of these financial statements that give a true and fair view of the financial position and financial performance of the Council in accordance with the accounting principles generally accepted in India, including the Accounting Standards specified under Section 133 of the Companies Act 2013, read with Rule 7 of the Companies (Accounts) Rules, 2014. This responsibility includes the design, implementation and maintenance of internal control relevant to the preparation of the financial statements that give a true and fair view and that are free from material misstatement, whether due to fraud or error.

Auditor's Responsibility

Our responsibility is to express an opinion on these financial statements based on our audit. We conducted our audit in accordance with the Standards of Auditing issued by the Institute of Chartered Accountants of India. Those standards require that we comply with ethical requirements and plan and perform the audit to obtain reasonable assurance about whether the financial statements are free from material misstatement.

An audit involves performing procedures to obtain audit evidence about the amounts and disclosures in the financial statements. The procedures selected depend on the auditor's judgment, including the assessment of risks of material misstatement of the financial statement, whether due to error or fraud. In making those risk assessments, the auditor considers the internal control relevant to the Council's preparation and fair presentation of financial statements in order to design audit procedure that are appropriate in the circumstances, but not for the purpose of expressing an opinion on the effectiveness of the entity's internal control. An audit also includes evaluating the appropriateness of accounting policies used and the reasonableness of the accounting

estimates made by the Council's Management, as well as evaluating the overall presentation of the financial statements. We believe that the audit evidence we have obtained is sufficient and appropriate to provide a basis for our audit opinion.

Opinion

In our opinion and to the best of our information and according to the explanations given to us, the aforesaid financial statements, give the information required by the Act in the manner so required and give a true and fair view in conformity with the accounting principles generally accepted in India;

- a) in case of the Balance Sheet, of the state of affairs of the Company as at March 31, 2017;
- b) in case of the Statement of Income and Expenditure, of the nil profit/loss for the year ended on that date.

Report on other Legal and Regulatory Requirements

1. As this is a Company registered under Section 8 of the Companies Act 2013, the provisions of the Companies (Auditor's Report) Order, 2015 issued by the Central Government of India in terms of section 143(11) of Companies Act, 2013 are not applicable to the Council.
2. As required by Section 143 (3) of the Companies Act 2013, we report that
 - a. We have sought and obtained all the information and explanations which to the best of our knowledge and belief were necessary for the purposes of our audit.
 - b. In our opinion, proper books of accounts as required by law have been kept by the Council so far as appears from our examination of those books.
 - c. The Balance Sheet and Statement of Income and Expenditure dealt with by this report are in agreement with the books of account.
 - d. In our opinion, the aforesaid financial statements comply with the Accounting Standards specified under Section 133 of the Act, read with Rule 7 of the Companies (Accounts) Rules, 2014.
 - e. The provisions of Section 164 (2) of the Companies Act, 2013 are not applicable to the Council.

For K. Venkatachalam Aiyer & Co.
Chartered Accountants

Sd/-
CA. T.V. Hariharan M.Sc., F.C.A., D.M.A (ICA)
Partner
(M.No. 20092)
Firm Registration No. 004610S

Kollam : 691001
Date : 31-08-2017

THE CASHEW EXPORT PROMOTION COUNCIL OF INDIA

(A Company Limited by Guarantee)

Cashew Bhavan, Mundakkal, Kollam 691001

BALANCE SHEET AS AT 31ST MARCH 2017

Particulars	Note No	As at 31.03.2017 Amount (Rs)	As at 31.03.2016 Amount (Rs)
EQUITY AND LIABILITIES			
Share holder's funds			
Share Capital (Company Limited by Guarantee)	1	NIL	NIL
Reserves and surplus	2	3965562.66	3965562.66
Deferred Government Grants	3	62200494.12	68883640.18
Current Liabilities			
Other current liabilities	4	43687164.95	41662383.86
TOTAL		109853221.73	114511586.70
ASSETS			
Non Current Assets			
Fixed Assets:	5		
i) Tangible Assets		71258040.54	78048775.89
ii) Intangible Assets		485599.13	526132.95
iii) Capital Work in Progress		125000.00	
Long term Loans and advances	6	402661.00	302161.00
Current Assets			
Inventories	7	312541.00	210113.00
Trade receivables	8	353640.00	0.00
Cash and Bank Balance	9	31241389.82	27182824.86
Short Term Loans and Advances	10	4012614.00	2719050.00
Other Current Assets	11	1661736.24	5522529.00
TOTAL		109853221.73	114511586.70

Notes to Accounts, Significant Accounting Policies and Other explanatory statements forms part of accounts

This is the Balance Sheet referred to in our report of even date

For **K. Venkatachalam Aiyer & Co.**
Chartered Accountants
F.No. 004610S

On behalf of the Committee of Administration

Sd/-
CA. T V. HARIHARAN
 Partner
 (M.No. 20092)

Sd/-
P SUNDARAN
 Chairman

Sd/-
S. KANNAN
 Executive Director & Secretary

Sd/-
R.K. BHOODES
 Member

Kollam : 691001
 Date : 31-08-2017

THE CASHEW EXPORT PROMOTION COUNCIL OF INDIA
(A Company Limited by Guarantee)

Cashew Bhavan, Mundakkal, Kollam 691001

Income and Expenditure Statement for the year ended 31st March 2017

Particulars	Note No	For the Year ended 31.03.2017 Amount (Rs)	For the Year ended 31.03.2016 Amount (Rs)
INCOME:--			
Revenue from Operation	12	99862057.82	104663460.30
Other Income	13	2811805.46	1907315.31
Total Income		102673863.28	106570775.61
EXPENDITURE:--			
Operating Expenses	14	8392341.00	7454004.00
Employee Benefits	15	17165925.00	18600021.00
Finance Cost	16	14900.11	17250.71
Depreciation	17	7288265.53	8125290.65
Other Expense	18	69812431.64	72374209.25
Total		102673863.28	106570775.61

Notes to Accounts, Significant Accounting Policies and Other explanatory statements forms part of accounts

This is the Income & Expenditure referred to in our report of even date

For K. Venkatachalam Aiyer & Co.
Chartered Accountants
F.No. 004610S

On behalf of the Committee of Administration

Sd/-
CA. T V. HARIHARAN
Partner
(M.No. 20092)

Sd/-
P SUNDARAN
Chairman

Sd/-
S. KANNAN
Executive Director & Secretary

Sd/-
R.K. BHOODES
Member

Kollam : 691001
Date : 31-08-2017

THE CASHEW EXPORT PROMOTION COUNCIL OF INDIA

(A company Limited by Guarantee)

Cashew Bhavan, Mundakkal, Kollam 691001

NOTES
NO

1

SHARE CAPITAL

Particulars	31-03-2017	31-03-2016
Share Capital	NIL	NIL
(A Company Limited by Guarantee)		

- 1.1 The Cashew Export Promotion Council of India is a Company incorporated under the provisions of the Section 8 of the Companies Act ,2013. The Council is a Company limited by guarantee.

2

RESERVES AND SURPLUS

Particulars	31-03-2017	31-3-2016
Capital Fund		
As per last Balance Sheet	511802.00	511802.00
Reserve Development Fund		
As per last Balance Sheet	3453760.66	3453760.66
TOTAL	3965562.66	3965562.66

3

DEFERRED GOVERNMENT GRANTS

Particulars	31-03-2017	31-03-2016
Grant received from Government of India		
Information data base, Training Centre,		
CPEC Lab under Plan Fund		
As per last Balance Sheet	647436.99	737987.01
Less: Amount transferred to I & E during the year	77527.49	90550.02
TOTAL	569909.50	647436.99
CIB Funds for upgradation of CEPC Lab,Kollam		
As per last Balance Sheet	1016910.13	1189488.16
Less: Amount transferred to I & E during the year	147954.50	172578.03
TOTAL	868955.63	1016910.13
Grant from KINFRA for the Upgradation of		
CEPC Lab,Kollam		
As per last Balance Sheet	1492815.90	1728523.08
Less: Amount transferred to I & E during the year	202578.28	235707.18
TOTAL	1290237.62	1492815.90
ASIDE Scheme for Cashew Bhavan		
As per last Balance Sheet	36727459.83	39064226.22
Less: Amount transferred to I & E during the year	2179641.35	2336766.39
TOTAL	34547818.48	36727459.83
ASIDE Fund for Upgradation of Laboratory		
As per last Balance sheet	28999017.33	33735403.45
Less: Amount transferred to I & E during the year	4075444.44	4736386.12
TOTAL	24923572.89	28999017.33
GRAND TOTAL	62200494.12	68883640.18

- 3.1 Grant-in-aid received from Government of India for CEPC Laboratory Equipments, Information Data Base/ Internet Access and Upgradation of CEPC Laboratory, Construction of Cashew Bhavan Building Upgradation of CEPC Laboratory (ASIDE) being specific grant for acquisition of fixed assets, are adjusted to the extent of Rs.66,83,146.06 being depreciation on those assets charged in the Income & Expenditure Account under the Account head "Income from Government grant on assets" as per Accounting Standard 12 issued by ICAI.

4. OTHER CURRENT LIABILITIES

Particulars	31-03-2017	31-03-2016
Trade contribution received in advance	39065332.95	34319147.86
MDA Grant for Exporters - Refundable (HO)	0.00	13500.00
Advances for consultancy services	653779.00	633005.00
Income Received in Advance	287000.00	2018500.00
Statutory Payables	332089.00	303952.00
Accrued Expenses	1135304.00	2418817.00
Other Payables	2213660.00	1955462.00
TOTAL	43687164.95	41662383.86

- 4.1 As outlined in Significant Accounting Policies, the Trade Contribution is treated as an advance. The trade contribution required for a year is taken from gross amount and the balance is carried over to the next year. The Trade Contribution over and above the requirements for the year 2016-17 amounting to Rs. 47,46,185.09 is added to the "Trade Contribution received in Advance" shown under the head "Other Current Liabilities" on the liability side of the Balance Sheet. As a result, there is neither any excess of income over expenditure nor otherwise during the financial year 2016-17.
- 4.2 Council received MDA Grant for Rs. 13,15,000/= for meeting expenditure on Code activities and for reimbursement to Exporters. It has utilised Rs. 13,07,693/- for Code activities and Rs. 3,46,400/= for reimbursement to exporters during the year. An amount of Rs.3,39,093/- is still receivable from the Government.
- 4.3 Council received Rs. 12,54,800/= being the first instalment of MAI Grant for meeting expenditure on account of participation in exhibitions viz. SIAL, Paris, France, Food Week Korea, Seoul, Korea, Gulfood, Dubai, Foodex, Japan.
- 4.4 Council received Plan Fund for Rs. 6,00,00,000/- and it has been fully utilised during the year.

5. FIXED ASSETS

Particulars	31-03-2017	31-03-2016
Tangible Fixed Assets		
(As per separate sheet Attached)		
General [Part I (a)]	1198973.80	1049253.99
CEPC Laboratory & Technical Division [Part II A]	408587.23	475389.15
CEPC Laboratory & Technical Division [Part II B]	895667.39	1043621.89
CEPC Laboratory & Technical Division [Part II C]	1244068.62	1446646.90
Training centre [Part III]	52850.35	61626.31
Information Database [Part IV]	9269.19	11218.80
Other Assets Lab [Part V (a)]	1917612.33	2183180.20
Cashew Bhavan Building [Part VI]	40631853.29	42811494.64
Cashew Bhavan Building [Part VI-A]- Other Assets	342845.16	399617.09
CEPC Aside scheme [Part VII (a)]	24556313.18	28566726.92
Total - Tangible Assets (a)	71258040.54	78048775.89

5.2	Intangible Fixed Assets		
	General [Part I (b)]	75739.75	46323.1
	Other Assets Lab [Part V (b)]	7379.67	12299.44
	CEPC Aside scheme [Part VII (b)]	402479.71	467510.41
	Total - Intangible Assets (b)	485599.13	526132.95
5.3	TOTAL (a+b)	71743639.67	78574908.84
	Capital Work in Progress	125000.00	—

6 LONG TERM LOANS AND ADVANCES

Particulars	31-03-2017	31-03-2016
SECURITY DEPOSIT		
Electricity Deposit - H.O	165551.00	18083.00
Electricity Deposit - Lab	90860.00	238328.00
Security Deposit for Postage	650.00	650.00
Telephone Deposit - HO	2000.00	2000.00
Telephone Deposit - Int'l Roaming	7500.00	7000.00
Deposit- FSSAI	100000.00	0.00
Telephone Deposit - ISD	3500.00	3500.00
Telephone Deposit - LAB	27600.00	27600.00
Security Deposit - BSNL	5000.00	5000.00
TOTAL	402661.00	302161.00

7 INVENTORIES

Particulars	31-03-2017	31-03-2016
Stock In Hand		
Chemicals / Consumables	302471.00	194883.00
Controlled Items	10070.00	15230.00
TOTAL	312541.00	210113.00

7.1 Stock of chemicals and controlled items have been valued at lower of cost or market price.

8 CASH AND BANK BALANCES

Particulars	31.03.2017	31.03.2016
Cash balance		
Cash in hand-H.O	1680.00	0.00
Cash in hand-LAB	16743.62	5020.62
Stamps in hand	1192.00	8530.00
Petty Cash - HO	14439.28	11181.28
Petty Cash - LAB	0.00	0.00
(A)	34054.90	24731.90
Bank balance		
i) Bank Balance in current account		
Axis Bank -HO	575727.84	515432.84
Bank of Baroda-007576463	0.00	2003.20
Canara Bank,EKM-0806201001689	577103.10	1217253.10
Indian Bank,Building Account-702144763	83680.00	83680.00
Indian Bank,EKM-409504834	4143964.86	5494765.86
Indian Bank,Kollam-446765269	1974450.75	4474438.75
State Bank of India, Kollam	1130688.00	0.00
State Bank of India Lab	908674.69	796234.75
State Bank of India,EKM-1062673228-1	0.00	585675.00
(B)	9394289.24	13169483.50

ii) Fixed Deposits with Bank		
Head Office		
Indian Bank General		
FD-IB-EKM-6362218912	2199684.00	2082196.00
PSB - General	0.00	3356489.00
Canara Bank,Kollam	17033066.68	6139808.46
CEPC Lab		
FD-Bank of Baroda	1950909.00	1823222.00
FD-State Bank of India	629386.00	586894.00
(C)	21813045.68	13988609.46
TOTAL(A+B+C)	31241389.82	27182824.86

10 SHORT TERM LOANS AND ADVANCES

Particulars	31-03-2017	31-03-2016
Tax Deducted at Source 2010-11 HO	0.00	36824.00
Tax Deducted at source CEPC lab-2016-17	593291.00	0.00
Tax Deducted at Source 2014-15-CEPC Lab	197991.00	197991.00
Tax Deducted at source HO 2016-17	256031.00	0.00
Tax Deducted at Source 2015-16-CEPC Lab	617657.00	617657.00
Tax Deducted at Source 2015-16-HO	334396.00	334396.00
Tax Deducted at Source 2010-11 Lab	0.00	15376.00
Loans and advances to employees		
Unsecured, considered good		
Cycle Advance - HO	0.00	1545.00
Festival Advance - HO	2250.00	3375.00
Festival Advance - LAB	17477.00	19125.00
LTC Advance- HO	5184.00	0.00
CEPC Lab A/c	1988337.00	1319405.00
CEPC Lab A/c-Service tax a/c	0.00	173356.00
TOTAL	4012614.00	2719050.00

11 OTHER CURRENT ASSETS

Particulars	31-03-2017	31-03-2016
MAI Grant Receivable 2013-14	0.00	4950000.00
MAI Grant Receivable 2014-15	0.00	192945.00
MAI Grant receivable 2016-17	888613.00	0.00
Other Receivables	269609.00	190673.00
Prepaid expenses - H.O	351610.00	169926.00
Prepaid expenses - Lab	2206.00	18985.00
FD- Interest receivable -HO	149698.24	0.00
TOTAL	1661736.24	5522529.00

12

INCOME FROM OPERATIONS

Particulars	31-03-2017	31-03-2016
Trade contribution	3152262.91	4644966.92
Trade contribution of prior years transferred	100000.00	0.00
Associate Membership subscription for the year	882680.00	427567.00
Membership subscription for the year	2023820.00	1925745.00
Entrance fee	302000.00	680000.00
Advertisement HO	809017.00	1637488.89
Processing fee for Grant in Aid	728401.00	2631727.00
Subscription to Council' s publications	44373.00	28950.00
Sale of publications	76729.00	100740.00
Plan fund application fee	314173.00	100452.00
Fee for Certificate of Origin	4550.00	10850.00
Built Up Stall Expenses - Reimbursement Gulfood 2017	93114.00	0.00
Built Up Stall Expenses - Reimbursement SIAL Fair	60000.00	2095282.00
Advertisement- Kaju India	0.00	770305.00
<i>Government Grant</i>		
MAI grant - Foodex Japan	666073.00	0.00
„ - Food Week Korea	414038.00	0.00
„ - SIAL FAIR	208400.00	0.00
„ - Gulfood	854902.00	0.00
MDA Grant for code activities	1315000.00	1151000.00
MAI Grant for 2015-16	7227721.00	0.00
Plan Fund	60000000.00	51000000.00
Income from Government grant on assets	6683146.06	7571987.74
Sponsorship for Nutrition Study	0.00	175189.37
Kaju India - Sponsorship	0.00	5595834.17
Kaju India - Delegate Fee	0.00	6636518.98
Kaju India - Stall Rent	0.00	3154379.73
Reimbursement of AFI Members Expenses	0.00	66818.00
Reimbursement of INC Members Expenses	0.00	25485.00
INC regn fee	0.00	1027950.00
<i>Income from CEPC Laboratory</i>		
Testing fees	10121775.00	10278687.50
Bio tech income	622623.00	670704.00
Chemistry Income	777487.00	908194.00
Micro Biology	1305654.85	1265566.00
Certificate of Origin	2660.00	1890.00
Certificate of Origin-APTA	3143.00	5215.00
Sale of publications/promotional materials	0.00	1500.00
R & D Income	136986.00	72467.00
Head office share of income	931329.00	0.00
TOTAL	99862057.82	104663460.30

13 **OTHER INCOME**

Particulars	31-03-2017	31-03-2016
Interest on deposits HO	1421673.46	1630235.46
Interest on loan	497.00	5697.00
Miscellaneous Reciept HO	37561.00	17488.85
Notice pay	12702.00	0.00
Interest on income tax	0.00	5533.00
CEPC Laboratory		
Interest received	189089.00	169974.00
Miscellaneous Receipt	1674.00	551.00
Cancellation Charge	100.00	100.00
Interest on Electricity CD	25740.00	26716.00
Workshop on Biological application on Environ	49948.00	0.00
Workshop on Biostatistics Income	17000.00	0.00
Workshop on HACCP Level 3 Income	697500.00	0.00
Workshop on Bio & thesis	89648.00	0.00
Workshop on FSMS internal audit	94710.00	0.00
Workshop on molecular techniques- Biotech	138670.00	0.00
Notice Pay	22293.00	40000.00
NABL/Other Reimbursement fee	10000.00	8400.00
Training Programme industry	3000.00	2620.00
TOTAL	2811805.46	1907315.31

14 **OPERATING EXPENSES**

Particulars	31-03-2017	31-03-2016
HEAD OFFICE		
MDA GRANT FOR CODE ACTIVITIES		
INC convention California	467847.00	0.00
Awareness Seminars/Workshops in India/Abroad	570419.00	8639.00
Publication/Publicity Expenses	886108.00	107060.00
Buyer Seller Meet to Turkey - INC Convention	0.00	417143.00
Buyer Seller Meet to Italy - AFI Convention	0.00	633351.00
Summer Fancy Food Show 2015	0.00	1011583.00
MAI ACTIVITIES		
SIAL Fair 2016 Paris	851578.00	0.00
Food Week Korea	484387.00	0.00
Gulfood	1529850.00	1073400.00
Foodex Japan	1281298.00	
Anuga 2015, Germany	0.00	1756060.00
NON GRANT ACTIVITIES		
World Cashew Convention, 2017	126487.00	0.00
Trade Delegation Abroad	2976.00	0.00
MAI Grant disallowed expenses 2013-14	537192.00	0.00
Disallowed MDA Grant for 2014-15	0.00	615305.00
LAB EXPENSES		
Opening Stock	210113.00	0.00
Chemicals Consumed	1421786.00	1831463.00
Controlled Items Consumed	22300.00	0.00
TOTAL	8392341.00	7454004.00

15 **EMPLOYEE BENEFITS EXPENSE**

Particulars	31-03-2017	31-03-2016
<u>HEAD OFFICE</u>		
Basic pay	2098569.00	2522110.00
Dearness allowance	2756363.00	2993873.00
House Rent Allowance	422098.00	421719.00
Transport Allowance	204976.00	228553.00
Council Contribution to PF	346198.00	411156.00
ESI - Council's Contribution	16203.00	14538.00
EPF Administration Charges	42908.00	50021.00
Ex-Gratia/Bonus	43816.00	16184.00
Medical reimbursement	10800.00	12016.00
Leave Travel Concession	49912.00	1068.00
Encashment of Earned Leave	70854.00	0.00
Salary to additional staff	1659192.00	991652.00
Other allowance	3750.00	3915.00
Welfare and amenities to staff	15000.00	15000.00
Group gratuity life insurance premium	455000.00	1578612.00
Special Allowance	657000.00	815391.00
Children Education Allowance	67505.00	63527.00
TOTAL (A)	8920144.00	10139335.00
<u>CEPC LAB</u>		
Basic pay	1897425.00	1829619.00
Dearness allowances	2492241.00	2160292.00
House Rent Allowance	377649.00	362567.00
Transport Allowance	229152.00	217728.00
Council Contribution to PF	482378.00	500934.00
EPF Administration Charges	63313.00	65062.00
ESI Contribution	0.00	43868.00
ESI - Council's Contribution	76952.00	64293.00
Ex-Gratia payment	0.00	39374.00
Medical reimbursement	1800.00	19800.00
Salary of Other staff	276129.00	886192.00
Special Allowance	0.00	40000.00
Encashment of earned leave	2250.00	5460.00
Welfare and Amenities to Staff	15000.00	15000.00
Consolidated Salary to Scientific Staff	2158860.00	2025568.00
Children's Education Allowance	169470.00	179354.00
Liveries to Lab. Staff	3162.00	5575.00
TOTAL (B)	8245781.00	8460686.00
GRAND TOTAL (A+B)	17165925.00	18600021.00

16 **FINANCE COSTS**

Particulars	31-03-2017	31-03-2016
Bank Charges - HO	6979.00	7872.75
Bank charges - Kaju India	0.00	9377.96
Bank Charges - Lab	7921.11	0.00
TOTAL	14900.11	17250.71

17

DEPRECIATION		
Particulars	31-03-2017	31-03-2016
Depreciation - H.O		
General (Part I)	202281.90	168803.85
CEPC Laboratory & Technical Division (Part II A)	66801.92	77781.43
CEPC Laboratory & Technical Division (Part II B)	147954.50	172578.03
CEPC Laboratory & Technical Division (Part II C)	202578.28	235707.18
Training centre (Part III)	8775.96	10251.32
Information Database (Part IV)	1949.61	2517.27
Cashew Bhavan Building (Part VI)	2179641.35	2336766.39
Cashew Bhavan Building (Part VI-A)	56771.93	66249.10
CEPC Aside scheme (Part VII)	4075444.44	4736386.12
Depreciation - Lab		
Other Assets Lab(Part V)	346065.64	318249.96
TOTAL	7288265.53	8125290.65

18

OTHER EXPENSES

Particulars	31-03-2017	31-03-2016
OTHER OFFICE EXPENSES		
Audit fee	47200.00	28750.00
Premises charges	215343.00	701521.00
Committee meeting expenses	105814.00	70266.00
Petrol/fuel charges	33935.00	31650.00
Generator Expenses	44599.00	13004.00
Local conveyance	4117.00	12445.00
Miscellaneous expenses - HO	91509.00	147919.00
Miscellaneous Expenses - Kaju India	0.00	1000.00
Electricity charges	14318.00	2820.00
Telephone charges	164233.00	135609.00
Wages to security guards	156000.00	161000.00
Loss on sale of asset	22503.64	0.00
Insurance of staff car	10218.00	7658.00
Postage	132078.00	125995.50
Encashment of earned leave		1273764.00
Lab renaming ceremony	37801.00	0.00
Interest on ST	374.00	0.00
Interest on late payment - HO	8256.00	10896.00
Interest on late payment - Kaju India	0.00	13625.00
Printing & Stationery	58571.00	140150.00

Travelling - Officers and Staff	83194.00	364755.00
Travelling - Committee Members	560026.00	553549.00
Hospitality Expenses	17968.00	8266.00
Expenses of Liaison Officer	180000.00	169350.00
Maintenance of Office Car	15572.00	18217.00
Maintenance of Office Equipments	179904.00	15380.00
plan fund other expenses	0.00	95468.00
Professional Charge	734490.00	69355.00
Parliamentary Committee meeting	33889.00	0.00
Rent	56000.00	0.00
Bad Debts Written off	0.00	20.00
TDS HO 2010-11 - Written Off	36824.00	0.00
TDS Lab 2010-11 - Written Off	15376.00	0.00
Information Database	26385.00	18262.00
Exchange Difference - Loss	1773.00	3758.00
Visit of Rajya Sabha members	158745.00	0.00
CEPC lab expenses	931329.00	0.00
DBT training programme expenses	7660.00	0.00
DEVELOPMENT EXPENDITURE		
Advertisement in India	190160.00	5000.00
Membership in other organisation	121616.00	0.00
Subscription to periodicals	6034.00	9313.00
Supply of samples	57785.00	66687.00
Plan Fund Inspection Expenses	108303.00	188044.00
Website Updation	84708.00	62860.00
Plan Fund - Expenditure	60000000.00	51000000.00
MAI Expenses		
Kaju India 2015		
Kaju India - Other Organising Expenses	0.00	4198226.00
Kaju India - Travel & Accommodation of Invitees	0.00	330890.00
Kaju India - Venue Cost	0.00	5374656.00
Marketing related Advertising, Publicity/Promotion:-		
Advertising/Publicity/Promotion	0.00	880127.00
INC Cashew Satellite Meeting	0.00	1193285.00
BSM at Gulfood	0.00	68500.00
Nutrition Study	182628.00	97383.00
MDA grant to exporters-2016-17	346400.00	0.00

LAB EXPENSES

Electricity Charges	1618903.00	0.00
Hospitality / Meeting Expense	2226.00	0.00
Electrical Inspectorate Charge	13395.00	0.00
Local Conveyance	10243.00	0.00
NABL Expense	253669.00	68024.00
Lab publicity	114212.00	0.00
Office /lab. Expenses	217626.00	3751477.75
Maintenance Admn	3475.00	0.00
Pollution Control Board	15000.00	15000.00
Photocopier Accessories	3400.00	0.00
Postage / Telegram	17372.00	0.00
Printing / Stationery	53709.00	0.00
Vehicle insurance	3380.00	0.00
Proficiency Testing Participation Expense	29026.00	0.00
House keeping services	183825.00	0.00
Transformer expenses	8015.00	0.00
Telephone / Fax Charges	42793.00	0.00
Transportation Charges-Expense	29643.00	0.00
Internet/website charge	5534.00	0.00
Interest on Service Tax	11400.00	0.00
Subscription to books & periodicals	6043.00	0.00
Food Safety and Standards Authority of India	0.00	1100.00
Travelling Expenses	24429.00	0.00
Incentive Charge	366184.00	516344.00
Annual Maintenance Contract	49788.00	0.00
BIS Expense	211468.00	17733.00
Building Tax	317221.00	0.00
Computer / Printer Accessories	11703.00	0.00
Generator Running Expense	4341.00	0.00
Miscellaneous Expense	615.00	0.00
Office Car Maintenance	8100.00	0.00
Water charges	1685.00	0.00
Building/premises charges	271400.00	0.00
Workshop on Biostatistics Expenses	10000.00	0.00
Workshop on HACCP Level 3 Expenses	472874.00	0.00
Workshop on Implementation of FSMS Expenses	33301.00	0.00
Workshop on Biological Environ	21215.00	0.00
Workshop on Bio-thesis	40771.00	0.00
Workshop on Molecular Techniques	40809.00	0.00
Workshop/ Seminar Income	0.00	335107.00
TOTAL	69812431.64	72374209.25

THE CASHEW EXPORT PROMOTION COUNCIL OF INDIA

(A company Limited by Guarantee)

Cashew Bhavan, Mundakkal, Kollam 691001

SUB SCHEDULES - Income received in Advance

Particulars	31-03-2017	31-03-2016
Membership Subscription for 2017-18	179000.00	1,616,000.00
Associate Membership Fee for 2017-18	108000.00	402,500.00
TOTAL	287000.00	2,018,500.00

SUB SCHEDULES - Statutory Payables

Particulars	31.03.2017	31.03.2016
Head Office		
TDS payable	5238.00	0.00
EPF Payable	150362.00	204857.00
ESI Payable	1196.00	2016.00
Service Tax Payable	8278.00	1730.00
Rent payable	11200.00	0.00
Staff income tax payable	20000.00	0.00
CEPC Lab		
EPF Payable - LAB	89059.00	90380.00
ESI Payable	3021.00	2230.00
Service Tax Payable	43735.00	2739.00
TOTAL	332089.00	303,952.00

SUB SCHEDULES - Accrued Expenses

Particulars	31-03-2017	31-03-2016
Head Office		
Encashment of Earned Leave Payable	0.00	1273764.00
Audit Fee Payable	47200.00	28750.00
Special Allowance payable	6000.00	6000.00
Salary Payable H.O	458788.00	499656.00
Wages to Security Guards Payable	13000.00	13000.00
Exp. of Liason Officer Payable	15000.00	15000.00
Telephone Charges Payable	18429.00	11750.00
Postage payable	10470.00	0.00
Travel Expense payable	7648.00	0.00
CEPC Lab		
Salary Payable LAB	544106.00	559134.00
Wages of Cleaning Staff Payable	14663.00	11763.00
TOTAL	1135304.00	2418817.00

SUB SCHEDULES - Others

Particulars	31-03-2017	31-03-2016
KAJU INDIA		
Arathrika Agro	21402.00	21402.00
Idealin Fogging Systems	0.00	1322.00
Nanopix Integrated, Hubli	0.00	26825.00
Chemmarathil Cashew Co	0.00	570.00
Head Office		
Agencia Commercial Maritime Logistics Pvt Ltd	37044.00	0.00
Angel Cashews	140.00	140.00
Central Service Co-op. Credit society	101666.00	97961.00
Fairways Trading Company, Amritsar	0.00	1000.00
Kairali Exports, Kollam	0.00	676.00
Fathima Cashew Company	140.00	140.00
Fernandes Brothers	1416.00	6897.00
MMK Exports	140.00	140.00
K. Subraya Anantha Kamath & sons, Jaisoor	36391.00	0.00
Prasanthi Cashew Company, Kollam	144.00	124.00
Bola Raghavendra Kamath & Sons, Karkala	0.00	206398.00
Krishnan Food Processors, Kollam	0.00	73419.00
Vinayaka Cashew Company, Kollam	0.00	458.00
Vizag Exports, Kollam	621.00	621.00
VTC, K K District	0.00	6870.00
Sreelakshmi Cashew Company, Kollam	0.00	120114.00
Retention money	300.00	300.00
River Green Exports, Kollam	0.00	42938.00
Nanopix Integrated Software Solutions, Hubli	0.00	227.00
Thampuram cashews, kollam	400.00	0.00
Visudhara Impex P Ltd	9160.00	0.00
CEPC Lab		
Recovery Co-Op Society	1359.00	1734.00
EMD	0.00	0.00
Advance Testing Fees	0.00	5781.00
Performance Bond	0.00	0.00
Caution Deposit for Research Training	15000.00	20000.00
HEADOFFICE	1988337.00	1319405.00
TOTAL	2213660.00	1955462.00

SUB-SCHEDULE - Advances for Consultancy Services

Particulars	31-03-2017	31-03-2016
Deposit for Packaged Drinking Water	0.00	217120.00
Contract Deposit- AB Aqua Minerals	10000.00	0.00
Contract Deposit- Aiswarya Beverages Co	10000.00	0.00
Contract Deposit-Arangathu Aqua Minerals	5000.00	0.00
Contract Deposit-blue valley aqua minerals	10000.00	0.00
Contract Deposit - Erayil Products	10000.00	0.00
Contract Deposit - Godavari Aqua Prod	10000.00	0.00
Contract Deposit - Good Beverages	12000.00	0.00
Contract Deposit Kerala irrigation infrastructure	4348.00	0.00

Contract Deposit- Malabar Foods	10000.00	0.00
Contract Deposit - Marco Industries	10000.00	0.00
Contract Deposit - Millenium Aqua Prod	10000.00	0.00
Contract Deposit- Nectar Beverages	10000.00	0.00
Contract Deposit- Nettos Beverages	10000.00	0.00
Contract Deposit - Panampilly foods & Beverages	4367.00	0.00
Contract Deposit - Periyar Beverages	10000.00	0.00
Contract Deposit- Purelife Food and Beverages Co	10000.00	0.00
Contract Deposit- Sabari Jalam	10000.00	0.00
Contract Deposit - Sri. Krishna Aqua Mineral	10120.00	0.00
Contract Deposit - S&S Ind	10000.00	0.00
Contract Deposit - Sukhar Industries	10000.00	0.00
Contract Deposit - Tejas Mineral	10000.00	0.00
Contract Deposit-Transasia Beverages	10000.00	0.00
Contract Deposit - Vrindavan Industry	10000.00	0.00
Deposit for Testing Fees	401146.00	379087.00
Deposit for Contract Research	36798.00	36798.00
TOTAL	653779.00	633005.00

SUB-SCHEDULE - Income from CEPC Lab

Particulars	31-03-2017	31-03-2016
TESTING FEES		
Testing Fees Cashew	1946654.00	7321044.50
Testing fees cashew -chem	1387578.00	0.00
Testing fees cashew -micro	1055580.00	0.00
Testing fees otherthan cashew and water- micro	215788.00	0.00
Testing Fees Other than Cashew and Water	772517.00	1065714.00
Testing Fees Other than Cashew and Water-biotech	106351.00	0.00
Testing Fees Other than Cashew and Water-chem	622378.00	0.00
Testing Fees -Water	695398.00	1316525.00
Testing Fees -Water-chem	1373941.00	0.00
Testing Fees - Gas Analysis-chem	38900.00	31071.00
Testing Fees -GCMS / UV / AAS	116953.00	448949.00
Testing -Swab-micro	515650.00	0.00
Testing water -micro	947504.00	0.00
Analytical Charges-chem	326583.00	95384.00
TOTAL	10121775.00	10278687.50
PROJECT WORK		
Project Work - B.Sc	331575.00	0.00
Project Work - B.Tech/M Tech	71044.00	0.00
Project Work - B.Tech/M Tech	7000.00	0.00
Project Work - M.Phil	635639.00	0.00
Project Work - M.Sc	136986.00	0.00
Phd Work	0.00	0.00
TOTAL	1182244.00	0.00

TRAINING FEES		
Training on Food Analysis -Chem	23999.00	0.00
Training on Food Analysis-Micro	67255.85	0.00
Training on Food and Water -Chem	196160.00	0.00
Training on Food and Water-Micro	811189.00	0.00
Training -Biotechnology	40000.00	0.00
Training industrial chem	1500.00	0.00
Training on Instrumentation Biotech	61122.00	0.00
Training on Water Analysis-Chem	58617.00	0.00
Training on Water Analysis-Micro	62575.00	0.00
Training on Instrumentation chem	264721.00	0.00
Training industrial micro	73368.00	0.00
TOTAL	1660506.85	0.00

SUB SCHEDULE - Interest Received

Particulars	31-03-2017	31-03-2016
FD Interest Received - BOB	141875.00	0.00
FD Interest Received - P& S	—	0.00
FD Interest Received - SBI	47214.00	0.00
TOTAL	189089.00	0.00

SUB SCHEDULE - Other Receivables

Particulars	31-03-2017	31-03-2016
Adhisiva Enterprises	27.00	27.00
Amma Cashew Trading, Kollam	38.00	38.00
Sri Lekshmi foods, Kollam	4.00	0.00
Sree Vinayaka cashews, Panruti	497.00	0.00
St. Annes cashew industries kollam	1.00	0.00
Dinesh Compressors and Power Engineering	189.00	189.00
Star cashew co kollam	9583.00	0.00
St. George foods, Kollam	17.00	0.00
Best Engineering	1545.00	1545.00
Naviya Cashews, Panruti	497.00	0.00
Idealin Fogging Systems	0.00	1322.00
CEPC LAB - EPF	89059.00	91860.00
Asiatic Export Enterprises	77541.00	77541.00
A S R Exports P Ltd, Manglore	123.00	123.00
Kamala Oil Mill, Udipi	574.00	574.00
Swathy enterprises, Kollam	17250.00	0.00
Kailas Cashew Exports	17250.00	0.00
Swathy exports, Kollam	24099.00	0.00
Matha Cashew Processing, Kollam	38.00	38.00
Prasanthi Cashew Company P Ltd.	0.00	3086.00
Sopanam Traders	38.00	38.00
Nanopix integrated software solutions (P) ltd	575.00	0.00
Zantye Cashew Industries, Goa	154.00	154.00
Service tax collectable from parties	3885.00	3885.00

Computer Maintenance	12375.00	0.00
Mareena Cashew exports kollam	40.00	0.00
Jayalakshmi enterprises, udupi	3957.00	0.00
Kaju India		
Mark Sorter	3135.00	3135.00
Sevana packaging systems	210.00	210.00
Spectrum Industries	788.00	788.00
Best Engineering	6120.00	6120.00
TOTAL	269609.00	190673.00

SUB SCHEDULE - Trade Receivables

Particulars	31.03.2017	31.03.2016
LAB		
Sundry Debtors	353640.00	0.00
TOTAL	353640.00	0.00

EXPENDITURE IN FOREIGN CURRENCY

Particulars	31.03.2017	31.03.2016
Sponsorship for Cashew Satellite Meeting	0.00	0.00
Advertising/Publicity/Promotion	0.00	63796.00
Gulfood exhibition	13045.00	42010.00
Global Cashew Council Programme	0.00	0.00
Anuga 2015	0.00	1258956.00
Subscription to the Public Ledger	164331.00	152492.00
AFI Registration Fee	0.00	92521.00
INC Membership Fee	66209.00	67999.00
AFI Membership Fee	41063.00	40423.00
Food Week Korea	211446.00	0.00
INC Chennai Congress 2017	212994.00	0.00
TOTAL	709088.00	1718197.00

EARNINGS IN FOREIGN EXCHANGE

Particulars	31.03.2017	31.03.2016
Kaju India - Delegate Fee	0.00	1162553.98
Sponsorship for Kaju India	0.00	2313253.17
Sponsorship for Nutrition Study	0.00	199715.37
Advertisement in Directory	0.00	27872.00
TOTAL	0.00	3703394.52

THE CASHEW EXPORT PROMOTION COUNCIL OF INDIA, KOLLAM - 691 001 (A Company Limited by Guarantee)

Cashew Bhavan, Mundakkal, Kollam - 691 001

FIXED ASSETS REGISTER

Sl. No.	Description	%	Original cost	Addition during the year	Deductions	Total as at 31.3.2017	Depreciation upto 31.3.2016	Depreciation for the year	Deductions	Total Depreciation	Book Value as at 31.3.2017	W.D.V. as at 31.3.2016
PART I - GENERAL - Tangible Assets (A)												
1	Land	0.00	143350.00	0.00	0.00	143350.00	0.00	0.00	0.00	0.00	143350.00	143350.00
2	Building	5.00	557187.10	0.00	0.00	557187.10	377124.30	9003.15	0.00	386127.45	171059.65	180062.80
3	Motor car - Maruti Wagon R	25.89	385398.00	0.00	0.00	385398.00	379020.67	1651.09	0.00	380671.76	4726.24	6377.33
4	Maruti D'zire Car	25.89	749795.00	0.00	0.00	749795.00	514308.78	60967.38	0.00	575276.16	174518.84	235486.22
5	Modi Xerox Copier	13.91	56939.00	0.00	0.00	56939.00	31316.10	3564.15	0.00	34880.25	22058.75	25622.90
6	Air Conditioners	13.91	109700.00	155130.00	0.00	264830.00	36864.05	16871.10	0.00	53735.15	211094.85	72835.95
7	Fax Machine	13.91	111306.50	0.00	0.00	111306.50	102046.98	1287.99	0.00	103334.97	7971.53	9259.52
8	Uninterrupted Power Supply	13.91	91797.00	0.00	0.00	91797.00	85322.21	900.64	0.00	86222.85	5574.15	6474.79
9	Furniture & Fixtures	18.10	168252.37	0.00	0.00	168252.37	152161.13	2912.52	0.00	155073.65	13178.72	16091.24
10	BPL EPABX system - PRODIGY	13.91	59380.00	0.00	0.00	59380.00	52761.27	920.67	0.00	53681.94	5698.06	6618.73
11	Mobile Cellular Phone	13.91	160980.00	13000.00	0.00	173980.00	45885.01	13181.28	23503.64	59066.29	91410.07	115094.99
12	Electrical Fittings	20.00	133314.34	0.00	0.00	133314.34	128604.61	941.93	0.00	129546.54	3767.80	4709.73
13	Generator-Biha Yamaha	13.91	51638.00	0.00	0.00	51638.00	39563.76	1679.53	0.00	41243.29	10394.71	12074.24
14	Electronic Moisture Meter	13.91	179652.00	0.00	0.00	179652.00	166880.48	1776.52	0.00	168657.00	10995.00	12771.52
15	Digital Camera - Nikon 3700	13.91	35000.00	0.00	0.00	35000.00	26025.32	1248.37	0.00	27273.69	7726.31	8974.68
16	Lap Top	40.00	70750.00	0.00	0.00	70750.00	70333.92	166.43	0.00	70500.35	249.65	416.08
17	Computer Printer	40.00	52735.00	0.00	0.00	52735.00	49202.54	1412.99	0.00	50615.53	2119.47	3532.46
18	Airconditioner with Stabiliser	13.91	24090.00	0.00	0.00	24090.00	10459.00	1896.07	0.00	12355.07	11734.93	13631.00
19	Chairs for Kollam H.O. office	18.10	11000.00	0.00	0.00	11000.00	6020.91	901.22	0.00	6922.13	4077.87	4979.09
20	NEC EPABX System - HO	13.91	80000.00	0.00	0.00	80000.00	25001.32	7650.32	0.00	32651.64	47348.36	54998.68
21	UPS for Computer IBALL Niranter 62	13.91	9000.00	0.00	0.00	9000.00	1602.99	690.43	0.00	2293.42	6706.58	7397.01
22	Cupboard for Chairman's room	13.91	24000.00	0.00	0.00	24000.00	2237.00	3939.00	0.00	6176.00	17824.00	21763.00
23	Visitors Chairs	13.91	21772.00	0.00	0.00	21772.00	1651.00	3642.00	0.00	5293.00	16479.00	20121.00
24	Office Chairs	13.91	14942.00	0.00	0.00	14942.00	1215.00	2485.00	0.00	3700.00	11242.00	13727.00
25	Office Table	13.91	19958.00	0.00	0.00	19958.00	1623.00	3319.00	0.00	4942.00	15016.00	18335.00
26	Settee - Albo Core Rexim (For Chairman's room)	13.91	32410.00	0.00	0.00	32410.00	3021.00	5319.00	0.00	8340.00	24070.00	29389.00
27	Centre Table (For Chairman's room)	13.91	5690.00	0.00	0.00	5690.00	530.00	934.00	0.00	1464.00	4226.00	5160.00
28	Kenstar Cooler	13.91	0.00	9005.00	0.00	9005.00	0.00	1170.23	0.00	1170.23	7834.77	0.00
29	Printer Canon MF3010	13.91	0.00	9400.00	0.00	9400.00	0.00	1063.94	0.00	1063.94	8336.06	0.00
30	Capillary Column	13.91	0.00	43033.00	0.00	43033.00	0.00	377.19	0.00	377.19	42655.81	0.00
31	CCTV	13.91	0.00	72100.00	0.00	72100.00	0.00	2225.64	0.00	2225.64	69874.37	0.00
32	Exella Coffee Vendine Machine	13.91	0.00	21000.00	0.00	21000.00	0.00	648.24	0.00	648.24	20351.77	0.00
33	Trunk	13.91	0.00	5700.00	0.00	5700.00	0.00	397.52	0.00	397.52	5302.48	0.00
Total of Part I (A)			3360036.31	328368.00	0.00	3688404.31	2310782.35	155144.55	23503.64	2465926.99	1198973.80	1049253.96
PART II General - Intangible Assets (B)												
1	Talley Accounting Package	40.00	67036.00	0.00	0.00	67036.00	50471.76	6625.69	0.00	57097.45	9938.55	16564.24
2.	Software RCMC	40.00	81810.00	76554.00	0.00	158364.00	79876.14	29381.66	0.00	109257.80	49106.20	1933.86
3.	Firewall for computers	40.00	27825.00	0.00	0.00	27825.00	0.00	11130.00	0.00	11130.00	16695.00	27825.00
Total of Part I (B)			176671.00	76554.00	0.00	253225.00	130347.90	47137.35	0.00	177485.25	75739.75	46323.10
Total of Part I (A+B)			3536707.31	404922.00	0.00	3941629.31	2441130.25	202281.90	23503.64	2643412.15	1274713.54	1095577.06

THE CASHEW EXPORT PROMOTION COUNCIL OF INDIA, KOLLAM - 691 001

(A Company Limited by Guarantee)

Cashew Bhavan, Mundakkal, Kollam - 691 001

SCHEDULE FORMING PART OF BALANCE SHEET AS AT 31ST MARCH 2017

Sl. No.	Description	%	GROSS BLOCK (AT COST)			DEPRECIATION			Net Block	
			Original Cost	Addition during the year	Deductions	Total as on 31-3-2017	Depreciation up to 31-3-2016	Depreciation for the Year	Deductions	Total Depreciation

Part II - (A) CEPC Laboratory & Technical Division under Plan Fund

1	Laboratory Equipments	13.91	6120607.2	0.00	0.00	6120607.20	5699918.92	58517.73	0.00	5758436.65	362170.55	420688.28
2	Airconditioners	13.91	585504.71	0.00	0.00	585504.71	549202.87	5049.58	0.00	554252.45	31252.26	36301.84
3	Furniture & Fixtures	18.10	446049.00	0.00	0.00	446049.00	434063.79	2169.34	0.00	436233.13	9815.87	11985.21
4	Computers	40.00	135595.71	0.00	0.00	135595.71	135579.31	6.57	0.00	135585.88	9.83	16.4
6	Wall Clock	13.91	1170.00	0.00	0.00	1170.00	1100.41	9.68	0.00	1110.09	59.91	69.59
8	Calculators	13.91	1922.00	0.00	0.00	1922.00	1772.04	20.86	0.00	1792.91	129.09	149.95
9	Fire Extinguishers	13.91	9710.00	0.00	0.00	9710.00	9082.25	87.32	0.00	9169.57	540.43	627.75
10	Fax Machine	13.91	30000.00	0.00	0.00	30000.00	28133.04	259.69	0.00	28392.73	1607.27	1866.96
11	Numbering Machine	13.91	640.00	0.00	0.00	640.00	585.86	7.53	0.00	593.39	46.61	54.14
12	Library											
	Furniture & Fixtures	18.10	63288.00	0.00	0.00	63288.00	59735.58	642.98	0.00	60378.56	2909.44	3552.42
	Computers	40.00	162950.00	0.00	0.00	162950.00	162873.39	30.64	0.00	162904.03	45.97	76.61
	Total of Part II (A)		7557436.62	0.00	0.00	7557436.62	7082047.46	66801.92	0.00	7148849.39	408587.23	475389.15

(B) Upgradation of CEPC Laboratory (under CIB Scheme)

1	Laboratory Equipments	13.91	9190730.00	0.00	0.00	9190730.00	8233717.57	133120.43	0.00	8366838.00	823892	957012.43
2	Furniture & Fixtures	18.1	470280.00	0.00	0.00	470280.00	437767.39	5884.78	0.00	443652.17	26627.83	32512.61
3	Refrigerator	13.91	32100.00	0.00	0.00	32100.00	28441.07	508.96	0.00	28950.03	3149.97	3658.93
4	Computers	40.00	55740.00	0.00	0.00	55740.00	55721.66	7.34	0.00	55729	11.00	18.34
5	Books	100.00	0.00	0.00	0.00	0.00	0.00	0.00	0.00	0.00	0.00	0.00
6	Uninterrupted Power Supply	13.91	182700.00	0.00	0.00	182700.00	166161.63	2300.49	0.00	168462.12	14237.88	16538.37
7	Furniture & Interiors (Chem. Lab.)	18.10	601918.00	0.00	0.00	601918.00	568036.79	6132.50	0.00	574169.29	27748.71	33881.21
	Total of Part II (B)		10533468.00	0.00	0.00	10533468.00	9489846.11	147954.50	0.00	9637800.61	895667.39	1043621.89

THE CASHEW EXPORT PROMOTION COUNCIL OF INDIA, KOLLAM - 691 001

SCHEDULE FORMING PART OF BALANCE SHEET AS AT 31ST MARCH 2017

Sl. No.	Description	%	GROSS BLOCK (AT COST)				DEPRECIATION			Net Block	
			Original Cost	Addition during the year	Deduction	Total as on 31-03-2017	Depreciation upto 31-03-2016	depreciation for the year	Deduction	Total Depreciation	as on 31-03-2017 as on 31-03-2016

(C) Upgradation of CEPC Laboratory (under KINFRA ASIDE Scheme)

1	Books	100.00	85758.00	0.00	85758.00	0.00	85758.00	0.00	0.00	85758	0.00
2	Computers	40.00	189835.00	0.00	0.00	189835.00	189458.13	150.75	0.00	189608.88	226.12 376.87
3	Electrification	13.91	76049.00	0.00	0.00	76049.00	64045.19	1669.75	0.00	65714.94	10334.06 12003.81
4	Equipments	13.91	8991903.00	0.00	221750.00	8770153.00	7365751.55	195352.24	0.00	7561103.79	1209049.21 1404401.45
5	Furniture	18.10	353500.00	0.00	0.00	353500.00	323635.23	5405.54	0.00	329040.77	24459.23 29864.77
6	Reference Standards	100.00	304336.00	0.00	304336.00	0.00	304336.00	0.00	0.00	304336	0.00
Total of Part II (C)			10001381.00	0.00	611844.00	9389537.00	8332984.10	202578.28	0.00	8535562.38	1244068.62 1446646.90

Part III - Training Centre

1	Plant & Machinery	13.91	844154.00	0.00	0.00	844154.00	787194.03	7923.14	0.00	795117.17	49036.83 56959.97
2	Furniture & Fittings	18.10	166525.00	0.00	0.00	166525.00	161896.13	837.83	0.00	162733.96	3791.04 4628.87
3	Computer & Accessories	40.00	368885.00	0.00	0.00	368885.00	368847.53	14.99	0.00	368862.52	22.48 37.47
Total of Part III			1379564.00	0.00	0.00	1379564.00	1317937.69	8775.96	0.00	1326713.65	52850.35 61626.31

Part IV - Information Database

1	Computer & Accessories	40.00	1466205.00	0.00	0.00	1466205.00	1465073.85	452.47	0.00	1465526.32	678.68 1131.15
2	Furniture	18.10	69422.00	0.00	0.00	69422.00	67180.04	405.8	0.00	67585.84	1836.16 2241.96
3	Uninterrupted Power Supply	13.91	135060.00	0.00	0.00	135060.00	127214.3119	1091.34	0.00	128305.65	6754.35 7845.69
Total of Part IV			1670687.00	0.00	0.00	1670687.00	1659468.20	1949.61	0.00	1661417.81	9269.19 11218.80

THE CASHEW EXPORT PROMOTION COUNCIL OF INDIA, KOLLAM - 691 001

SCHEDULE FORMING PART OF BALANCE SHEET AS AT 31ST MARCH 2017

Sl. No.	Description	%	GROSS BLOCK (AT COST)				DEPRECIATION				Net Block	
			Original Cost	Addition during the year	Deduction	Total as on 31-03-2017	Depreciation up to 31-03-2016	Depreciation for the year	Deductions	Total Depreciation	as on 31-03-2017	as on 31-03-2016
Part V - Lab Other Assets - Tangible Assets (a)												
1	Computer	40.00	373432.00	0.00	0.00	373432.00	351474.69	8782.92	0.00	360257.61	13174.39	21957.31
2	Computer Printer	40.00	49964.00	0.00	0.00	49964.00	42102.16	3144.73	0.00	45246.89	4717.11	7861.84
3	Fax Machine	13.91	7540.00	0.00	0.00	7540.00	5384.57	299.82	0.00	5684.39	1855.61	2155.43
4	Furniture & Fixtures	18.10	187238.00	0.00	0.00	187238.00	120977.46	11993.15	0.00	132970.61	54267.39	66260.54
5	Lab Equipments	13.91	1533494.00	0.00	0.00	1533494.00	928168.08	84200.82	0.00	1012368.90	521125.10	605325.92
6	Books	100.00	0.00	0.00	0.00	0.00	0.00	0.00	0.00	0.00	0.00	0.00
7	FTIR Equipments	13.91	1198898.00	0.00	0.00	1198898.00	755637.65	61657.51	0.00	817295.16	381602.84	443260.35
7	GCMS Kit	13.91	452975.00	0.00	0.00	452975.00	279807.07	24087.66	0.00	303894.73	149080.27	173167.93
8	UPS	13.91	285439.00	0.00	0.00	285439.00	230746.30	7607.76	0.00	238354.06	47084.94	54692.70
9	Forbes Vacuum Cleaner	13.91	6800.00	0.00	0.00	6800.00	2679.48	573.16	0.00	3252.64	3547.36	4120.52
10	Photocopier	13.91	72000.00	0.00	0.00	72000.00	42911.19	4046.25	0.00	46957.44	25042.56	29088.81
11	Building	5.00	700790.00	0.00	0.00	700790.00	197101.11	25184.45	0.00	222285.56	478504.44	503688.89
12	Bioethanol Project - Assets											
	Furniture & Fixtures	18.10	78457.00	0.00	0.00	78457.00	50387.20	5080.63	0.00	55467.83	22989.17	28069.80
	Lab Equipments	13.91	301772.00	0.00	0.00	301772.00	149516.76	21178.7	0.00	170695.46	131076.54	152255.24
	Computer	40.00	41864.00	0.00	0.00	41864.00	36889.06	1989.97	0.00	38879.05	2984.95	4974.92
	Books	100.00	37421.00	0.00	0.00	37421.00	37421.00	0.00	0.00	37421.00	0.00	0.00
13	Tubewell	13.91	98500.00	0.00	0.00	98500.00	12200.00	12004.33	0.00	24204.33	74295.67	86300.00
14	UV Inspection Cabinet	13.91	0.00	6300.00	6300.00	6300.00	0.00	36.01	0.00	36.01	6263.99	0.00
15	Books	100.00	0.00	69278.00	0.00	69278.00	0.00	69278	0.00	0.00	0.00	0.00
16	Capital Work in progress		0.00	125000.00	0.00	0.00	0.00	0.00	0.00	0.00	0.00	0.00
Total of Part V			5426584.00	200578.00	6300.00	5502162.00	3243403.78	341145.87	0.00	3515271.67	1917612.33	2183180.20
Part V - Lab Other Assets - Intangible Assets (b)												
1	Tally Software	40.00	46190.00	0.00	0.00	46190.00	33890.56	4919.77	0.00	38810.33	7379.67	12299.44
	Total Part V (b)		46190.00	0.00	0.00	46190.00	33890.56	4919.77	0.00	38810.33	7379.67	12299.44
	Total Part V (A+B)		5472774.00	200578.00	6300.00	5548352.00	3277294.34	346065.64	0.00	3554082.00	1924992.00	2195479.64

THE CASHEW EXPORT PROMOTION COUNCIL OF INDIA, KOLLAM - 691 001

SCHEDULE FORMING PART OF BALANCE SHEET AS AT 31ST MARCH 2017

Sl. No.	Description	%	GROSS BLOCK (AT COST)			DEPRECIATION			Net Block			
			Original Cost	Addition during the year	Deduction	Total as on 31-03-2017	Depreciation upto 31-03-2016	Depreciation for the year	Deductions	Total Depreciation	as on 31-03-2017	as on 31-03-2016
Part VI - CASHEW BHAVAN BUILDING												
1	Land at Kollam	0.00	4105012.00	0.00	0.00	4105012.00	0.00	0.00	0.00	0.00	4105012.00	4105012
2	Building	5.00	55301359.00	0.00	0.00	55301359.00	19287935.14	1800671.19	0.00	21088606.33	34212752.67	36013423.86
3	Transformer	13.91	946377.00	0.00	0.00	946377.00	600003.42	48180.56	0.00	648183.98	298193.02	346373.58
4	Generator	13.91	1703520.00	0.00	0.00	1703520.00	1080032.42	86727.12	0.00	1166759.54	536760.46	623487.58
5	Air conditioner	13.91	2641270.00	0.00	0.00	2641270.00	1642646.53	138908.52	0.00	1781555.05	859714.95	998623.47
6	Pump Set	13.91	18514.00	0.00	0.00	18514.00	11737.89	942.56	0.00	12680.45	5833.55	6776.11
7	Water Heater	13.91	89000.00	0.00	0.00	89000.00	56426.04	4531.04	0.00	60957.08	28042.92	32573.96
8	Electrical fittings	13.91	819556.00	0.00	0.00	819556.00	494337.47	45237.88	0.00	539575.35	279980.65	325218.53
9	Exhaust Fan	13.91	76800.00	0.00	0.00	76800.00	47517.75	4073.16	0.00	51590.91	25209.09	29282.25
10	EPABX	13.91	96757.00	0.00	0.00	96757.00	59782.75	5143.12	0.00	64925.87	31831.13	36974.25
11	Telephone Hand Set	13.91	12960.00	0.00	0.00	12960.00	7967.31	694.48	0.00	8661.79	4298.21	4992.69
12	Water Treatment Plant	13.91	185831.00	0.00	0.00	185831.00	115222.09	9821.7	0.00	125043.79	60787.21	70608.91
13	Pedestal Fans	13.91	148646.00	0.00	0.00	148646.00	90136.52	8138.67	0.00	98275.19	50370.81	58509.48
14	Venetian Blinds	13.91	132009.00	0.00	0.00	132009.00	76564.62	7712.31	0.00	84276.93	47732.07	55444.38
15	Furniture & Fixtures	18.10	276261.00	0.00	0.00	276261.00	172067.41	18859.04	0.00	190926.45	85334.55	104193.59
Total of Part VI			66553872.00	0.00	0.00	66553872.00	23742377.36	2179641.35	0.00	25922018.71	40631853.29	42811494.64
Part VI A - CASHEW BHAVAN - OTHER ASSETS												
16	LED Board (WN 1)	13.91	131841.00	0.00	0.00	131841.00	19593.48	15613.63	0.00	35207.11	96633.89	112247.52
17	On Line UPS AETS 7500/180 V	13.91	60381.00	0.00	0.00	60381.00	13212.86	6561.09	0.00	19773.95	40607.05	47168.14
18	Panasonic Digital Cordless Phone	13.91	2300.00	0.00	0.00	2300.00	399.16	264.41	0.00	663.57	1636.43	1900.84
19	PA systems for Cashew Bhavan	13.91	113950.00	0.00	0.00	113950.00	19775.91	13099.62	0.00	32875.53	81074.47	94174.09
20	Pedestal Fan for Kochi Office	13.91	2185.00	0.00	0.00	2185.00	374.91	251.78	0.00	626.69	1558.31	1810.09
21	Starter Battery for Generator	13.91	26000.00	0.00	0.00	26000.00	4333.14	3013.86	0.00	7347	18653	21666.86
22	Tubular Battery HYTT	13.91	116376.00	0.00	0.00	116376.00	25465.95	12645.59	0.00	38111.54	78264.46	90910.05
23	Trunk	13.91	1900.00	0.00	0.00	1900.00	446.31	202.21	0.00	648.52	1251.48	1453.69
24	Biometric Attendance Machine	13.91	15000.00	0.00	0.00	15000.00	3885.44	2011.74	0.00	5897.18	9102.82	11114.56
25	Aquaguard Water Purifier	13.91	22990.00	0.00	0.00	22990.00	5818.75	3108.00	0.00	8926.75	14063.25	17171.25
26	UV InspectionCabinet	13.91	0.00	0.00	0.00	0.00	0.00	0.00	0.00	0.00	0.00	0.00
27	Books	100.00	0.00	0.00	0.00	0.00	0.00	0.00	0.00	0.00	0.00	0.00
Total of Part VI (A)			492923.00	0.00	0.00	492923.00	93305.91	56771.93	0.00	150077.84	342845.16	399617.09
Total of Part VI + VI(A)			67046795.00	0.00	0.00	67046795.00	23835683.27	2236413.28	0.00	26072096.55	40974698.45	43211111.73

THE CASHEW EXPORT PROMOTION COUNCIL OF INDIA, KOLLAM - 691 001

SCHEDULE FORMING PART OF BALANCE SHEET AS AT 31ST MARCH 2017

Sl. No.	Description	%	GROSS BLOCK (AT COST)				DEPRECIATION				Net Block	
			Original Cost	Addition during the year	Deduct-ions	Total as on 31-03-2017	Depreciation upto 31-03-2016	Depreciation for the year	Decuctions	Total Depreciation	as on 31-03-2017	as on 31-03-2016
(Chemistry)												
1	Gas Chromatograph	13.91	2853188.00	0.00	0.00	2853188.00	1241525.36	224182.27	1465707.63	1387480.37	0.00	1611662.64
2	High Performance Liquid Chromatograph	13.91	4895005.00	0.00	0.00	4895005.00	2150228.43	381798.42	2532026.85	2362978.15	0.00	2744776.57
3	Automic Absorption Spectrometer	13.91	4046158.00	0.00	0.00	4046158.00	1702581.78	325991.45	2028573.23	2017584.77	0.00	2343576.22
4	Rotary Flash Evaporator	13.91	497840.00	0.00	0.00	497840.00	223165.16	38207.27	261372.43	236467.57	0.00	274674.84
5	Humidity Chamber	13.91	435942.00	0.00	0.00	435942.00	191920.22	33943.43	225863.65	210078.35	0.00	244021.78
6	Moisture Analyzer	13.91	345534.00	0.00	0.00	345534.00	126408.62	30480.34	156888.96	186645.04	0.00	219125.38
7	BOD Incubator	13.91	41220.00	0.00	0.00	41220.00	18487.58	3162.08	21649.66	19570.34	0.00	22732.42
8	Hot Air Oven	13.91	98251.50	0.00	0.00	98251.50	40960.97	7969.11	48930.08	49321.42	0.00	57290.53
9	Water Bath	13.91	106177.00	0.00	0.00	106177.00	44265.1	8611.95	52877.05	53299.95	0.00	61911.90
10	UV-VIS Spectrophotometer	13.91	1308923.00	0.00	0.00	1308923.00	570514.6	102712.61	673227.21	635695.79	0.00	738408.40
11	LC-MS-MS (Waters India Pvt.Ltd	13.91	17346312.00	0.00	0.00	17346312.00	6700203.88	1480873.64	8181077.52	9165234.48	0.00	10646108.12
12	Electronic Balance	13.91	132869.00	0.00	0.00	132869.00	58397.66	10358.96	68756.62	64112.38	0.00	74471.34
13	pH Meter	13.91	49555.00	0.00	0.00	49555.00	22310.26	3789.74	26100	23455	0.00	27244.74
14	Flame photometer	13.91	86420.00	0.00	0.00	86420.00	37226.22	6842.85	44069.07	42350.93	0.00	49193.78
15	Refrigerator - 285 Ltr	13.91	140454.00	0.00	0.00	140454.00	60980.01	11054.83	72034.84	68419.16	0.00	79473.99
ASIDE GENERAL												
1	Furniture	18.10	125200.00	0.00	0.00	125200.00	57614.71	12232.94	69847.65	55352.35	0.00	67585.29
2	Multimedia projector	40.00	168938.00	0.00	0.00	168938.00	147043.63	8757.75	155801.38	13136.62	0.00	21894.37
3	UPS On Line system	40.00	218484.00	0.00	0.00	218484.00	176453.12	16812.35	193265.47	25218.53	0.00	42030.88
4	Computer for LIMS	40.00	171000.00	0.00	0.00	171000.00	139061.04	12775.58	151836.62	19163.38	0.00	31938.96
5	Computer for LIMS	40.00	125592.00	0.00	0.00	125592.00	123099.25	997.1	124096.35	1495.65	0.00	2492.75
6	Airconditioners	13.91	410000.00	0.00	0.00	410000.00	175614.35	32603.04	208217.39	201782.61	0.00	234385.65
7	Erection of Tubewell		481119.00	0.00	0.00	481119.00	59589.55	66923.65	126513.2	354605.8	0.00	421529.45
Total of Part VII (a)			4921116.00	0.00	0.00	4921116.00	20644389.08	4010413.74	24654802.82	24556313.18	0.00	28566726.92
Part VII - ASIDE - UPGRADATION OF LAB. - INTANGIBLE ASSETS (B)												
(Microbiology)												
	LIMS Software	13.91	824104.00	0.00	0.00	824104.00	356593.59	65030.7	421624.29	402479.71	0	467510.41
Total of Part VII (b)			824104.00	0.00	0.00	824104.00	356593.59	65030.7	421624.29	402479.71	0	467510.41
Capital Work in Progress			125000.00	0.00	0.00	125000.00	0.00	0.00	0.00	0.00	125000.00	0.00

THE CASHEW EXPORT PROMOTION COUNCIL OF INDIA, KOLLAM – 691 001 **(A COMPANY LIMITED BY GUARANTEE)**

SIGNIFICANT ACCOUNTING POLICIES

1. Revenue Recognition

- a) The Council follows accrual system of accounting based on historical cost concept in relation to its income and expenditure except subscription to the Council's publications, sale of publications and fees from training course conducted at CEPCI Lab at Kollam.
- b) The Council is an organization working on "No Profit- No Loss" basis. The trade contribution received each year is regularly treated as an advance which is utilised to meet the working expenses of the year to the extent required and the balance is carried over to the following year.
- c) Full amount of entrance fee and subscription from members are taken as income of the Council.

2. Retirement Benefit

- a) Contribution to recognized Provident Fund Scheme, which is, defined contribution scheme is charged to profit and loss account. The above scheme is treated as defined contribution plan since the council has no further obligation beyond making the contributions.
- b) The Council is covered under Group Gratuity Scheme of Life Insurance Corporation of India for future payments of gratuity as determined on actuarial basis by Life Insurance Corporation of India. The Contribution for the year is charged to statement of Income and Expenditure. The shortfall in the fund, if any, compared to gratuity liability arrived at on actuarial basis by LIC is provided for every year.
- c) Compensation towards paid leave is considered in accounts in accordance with the relevant Accounting Standard(s). However, the same is not provided for year to year on estimate.

3. Fixed Assets

Fixed assets disclosed in the accounts are stated at historical cost and reduced by depreciation till date. All cost relating to the acquisition and installation of fixed assets have been capitalized.

4. Depreciation

Fixed assets have been depreciated at the same rates as in preceding year on WDV basis recognizing the useful life of assets. Depreciation on additions during the year is charged on pro-rata basis.

5. Inventories

Stocks of chemicals and controlled items have been valued at lower of cost or market price.

6. Foreign Exchange (AS 11)

Transactions on expenditure and earnings in foreign currency are translated using the exchange rate as per bank advice on the dates of respective transactions.

7. Government Grants

Grant relating to the depreciable fixed assets has been treated as deferred income and is recognized in the Income and Expenditure account on a systematic and rational basis over the useful life of the assets in proportion in which depreciation on the assets is charged as per Accounting Standard-12 issued by ICAI.

Grant from Government of India towards reimbursement of expenses actually incurred on any export promotion activities in a financial year is recognized as income in the year in which it become receivable.

8. Contingent Liability

Provisions involving substantial degree of estimation in measurement are recognized when there is a present obligation as a result of past events and it is probable that there will be an outflow of resources. Contingent assets are neither recognized nor disclosed in the financial statements. The Contingent Liabilities, if material, are disclosed by way of notes.

9. Deferred Tax

As the Council is a no-profit –no-loss organization registered under Section 8 of the Companies Act 2013, it is not assessed to tax. Hence, the deferred Tax asset/liability as stipulated in AS-22- Accounting for Taxes, issued by the Institute of Chartered Accountants of India is not applicable to the Council.

For **K. Venkatachalam Aiyer & Co.**
Chartered Accountants
F.No.004610S

On behalf of the Committee of Administration

Sd/-
CA. T.V. Hariharan
Partner
M.No.020092)

Sd/-
P. SUNDARAN
Chairman

Sd/-
S. KANNAN
Executive Director & Secretary

Sd/-
R.K. BHOODES
Member

Kollam : 691 001
Date : 31-08-2017

GLIMPSES INTO EVENTS, CONVENTIONS, MEETINGS, SEMINARS, WORKSHOP & FAIRS



Renaming ceremony of the CEPCI Laboratory & Research Institute, Kollam



Unveiling the plaque of FSSAI Services



Delegation from Ivory Coast at CEPCI



National Conference on Cashew & Cocoa by DCCD at Goa



Annual Group Meeting of AICRP at Vriddhachalam



Shri P. Sundaran, Chairman, CEPCI at 3rd WCC 2017 Convention at Singapore



Awareness Seminar for cashew processors at Kasaragod



GST Seminar at Kollam



GST Seminar at Neyveli



GST Seminar at Mangalore

GLIMPSES INTO EVENTS, CONVENTIONS, MEETINGS, SEMINARS, WORKSHOP & FAIRS



Parliament related Standing Committee on Commerce at Kochi



61st Annual General Meeting of CEPCI at Kollam



SIAL, Paris

Seminar by CEPCI Laboratory on Biological Application on Environmental Engineering



FOOD WEEK, Seoul, South Korea



Seminar on Biostatistical Analysis by CEPCI Laboratory



GULFOOD, Dubai



Training program of SMEs by CEPCI Laboratory



FOODEX, Tokyo, Japan



Workshop on Food Safety Management System by CEPCI Laboratory